

# Abiotic degradation of chlorinated ethanes and ethenes in water

Marek Tobiszewski · Jacek Namieśnik

Received: 21 June 2011 / Accepted: 16 January 2012 / Published online: 1 February 2012  
© The Author(s) 2012. This article is published with open access at Springerlink.com

## Abstract

**Introduction** Chlorinated ethanes and ethenes are among the most frequently detected organic pollutants of water. Their physicochemical properties are such that they can contaminate aquifers for decades. In favourable conditions, they can undergo degradation. In anaerobic conditions, chlorinated solvents can undergo reductive dechlorination.

**Degradation pathways** Abiotic dechlorination is usually slower than microbial but abiotic dechlorination is usually complete. In favourable conditions, abiotic reactions bring significant contribution to natural attenuation processes. Abiotic agents that may enhance the reductive dechlorination of chlorinated ethanes and ethenes are zero-valent metals, sulphide minerals or green rusts.

**Oxidation** At some sites, permanganate and Fenton's reagent can be used as remediation tool for oxidation of chlorinated ethanes and ethenes.

**Summary** Nanoscale iron or bimetallic particles, due to high efficiency in degradation of chlorinated ethanes and ethenes, have gained much interest. They allow for rapid degradation of chlorinated ethanes and ethenes in water phase, but they also give benefit of treating dense non-aqueous phase liquid.

**Keywords** Chlorinated ethanes and ethenes · Reductive dechlorination · Abiotic degradation · DNAPL

## 1 Introduction

Chlorinated ethanes and ethenes are produced in great amounts in nature (van Pée and Unversucht 2003), most of which are produced by biota in the marine environment (Gribble 2003). One of the main sources is marine algae, but also abiotic sources such as volcanoes and biomass burning produce considerable emissions. However, some chlorinated derivatives of ethane and ethene are not produced naturally in the environment, e.g. 1,2-dichloroethane (1,2-DCA). Even tetrachloroethene (PCE) and trichloroethene (TCE), which for years were considered to be compounds of anthropogenic origin only, can be produced by seaweed (Ballschmiter 2003). Also, vinyl chloride (VC) may be produced naturally in reaction of humic acids, iron (III) and chlorides (Keppler et al. 2002).

Chlorinated ethanes and ethenes are used as degreasing and cleaning agents, paint removers and industrial solvents, also in the production of pesticides, electronic components and polymers. VC can be leached from PVC piping (Walter et al. 2011). Their improper use and disposal leads to unintentional releases to the environment. Chlorinated ethanes and ethenes are therefore among the most frequently detected pollutants in groundwater in the USA (Moran et al. 2007).

There are regulations stipulating maximum allowable concentrations of chlorinated ethanes and ethenes in surface and drinking waters. In the USA, they are regulated by the Environmental Protection Agency, in Europe by EU Directives; there are also such regulations in WHO guidelines on drinking water quality. The EU Water Framework Directive identifies 1,2-DCA as a “priority” substance, and PCE and TCE as “dangerous” (Lepom et al. 2009).

Table 1 summarises the basic physicochemical parameters of chlorinated ethanes and ethenes. Because of their low

---

Responsible editor: Philippe Garrigues

---

M. Tobiszewski (✉) · J. Namieśnik  
Department of Analytical Chemistry, Chemical Faculty,  
Gdańsk University of Technology (GUT),  
ul. G. Narutowicza 11/12,  
80-233, Gdańsk, Poland  
e-mail: marektobiszewski@wp.pl

**Table 1** Physicochemical parameters of chlorinated ethenes and ethanes, and the acronyms used in the text

Name	Acronym	Boiling point (°C)	Solubility in water at 25°C (mg L <sup>-1</sup> )	Density at 20°C (g cm <sup>-3</sup> )	EPA maximum contaminant levels (µg L <sup>-1</sup> )
Chloroethane	CA	12.3	5,700	0.89	–
1,1-Dichloroethane	1,1-DCA	57.3	5,060	1.18	–
1,2-Dichloroethane	1,2-DCA	85.3	8,600	1.25	5
<i>cis</i> -Dichloroethene	<i>c</i> -DCE	60.1	3,500	1.28	70
1,1-Dichloroethene	1,1-DCE	31.6	2,250	1.21	7
<i>trans</i> -Dichloroethene	<i>t</i> -DCE	48.7	6,260	1.26	100
Tetrachloroethene	PCE	121.3	200	1.62	5
Trichloroethene	TCE	88	1,000	1.46	5
1,1,1,2-Tetrachloroethane	1,1,1,2-TeCA	130.2	1,100	1.54	–
1,1,2,2-Tetrachloroethane	1,1,2,2-TeCA	145.2	2,850	1.59	–
1,1,1-Trichloroethane	1,1,1-TCA	74	1,490	1.34	200
1,1,2-Trichloroethane	1,1,2-TCA	113.8	4,390	1.44	5
Vinyl chloride	VC	-13.9	2,700	0.91	2

boiling points, they are volatile. Formation of dense non-aqueous phase liquid (DNAPL) is possible owing to their poor solubility in water and the fact that the density of most chlorinated ethanes and ethenes is much greater than that of water. Highly chlorinated ethanes and ethenes are less soluble and denser.

As degradation products may pose a greater environmental hazard than the parent compounds, knowledge of the degradation patterns is important for reliable risk assessments at contaminated sites. Knowledge is also required of natural attenuation, which is the sum of processes leading to a decrease in pollutant concentrations at a contaminated site. Understanding the degradation pathways of chlorinated ethanes and ethenes in water is crucial in the context of implementing or not implementing remediation, and in the former case, which process to choose. Since remediation techniques are expensive and invasive, natural attenuation is often considered a cost effective but long-lasting technique. The remediation of large numbers of contaminated sites is not feasible, so understanding natural attenuation mechanisms enables one to choose which sites need remediation and which can be left to self-purify naturally (Stiber et al. 2004).

The main issues of chlorinated ethanes and ethenes biodegradation have been reviewed: anaerobic microbial bioremediation (Aulenta et al. 2006), the microbial degradation of chloroethenes (Bradley 2000), the biodegradation of a great variety of chlorinated aliphatic compounds in natural and engineered systems (Field and Sierra-Alvarez 2004), the aerobic biodegradation of *cis*-dichloroethene (*c*-DCE) and VC (Mattes et al. 2010), and the biodegradation of TCE (Pant and Pant 2010).

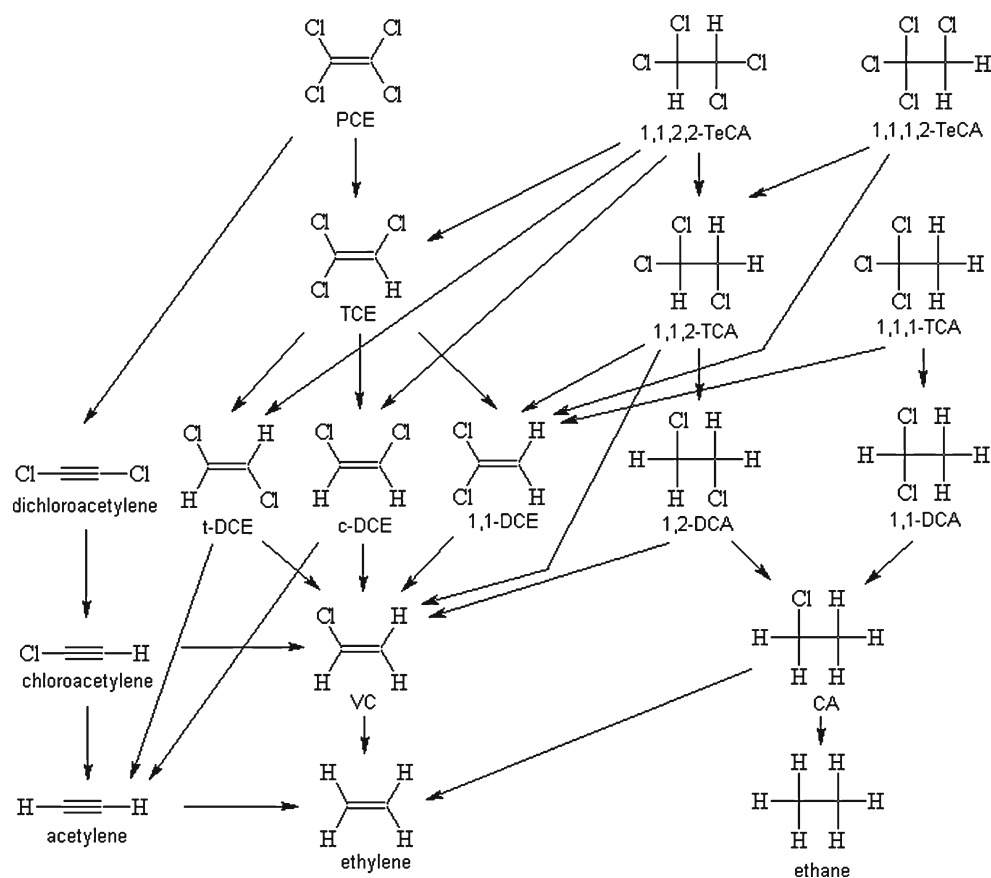
The aim of the paper is to review possible abiotic natural and remediation degradation pathways of chlorinated ethanes and ethenes in water. It focuses on factors enhancing or interfering with natural attenuation, and also on agents that are applied in enhanced (or stimulated) natural attenuation or in situ remediation. Abiotic aerobic and anaerobic processes occurring in surface and groundwater systems are reviewed.

## 2 Degradation pathways

The behaviour of chlorinated ethanes and ethenes in natural waters is variable and depends strongly on environmental conditions. For example, at some TCE-contaminated sites a rapid decrease in concentration from high to negligible levels is observed, whereas at others the level of contamination remains rather constant (Chapman et al. 2007). The natural attenuation of chlorinated ethanes and ethenes present in surface and groundwaters may involve physical, chemical or biological processes (Nobre and Nobre 2004). Physical changes include volatilization and sorption on suspended matter and bottom sediments. Therefore, sorption on natural organic matter is applied as a remediation technology (Wei and Seo 2010). However, chlorinated ethanes and ethenes sorbed onto bottom sediments can be slowly released back to water (Riley et al. 2010).

The main dechlorination pathways of chlorinated ethanes and ethenes are presented in Fig. 1. The geochemical, microbiological conditions and co-contaminant patterns in natural surface and ground waters are very complex, so water

**Fig. 1** Transformation pathways of chlorinated ethenes and ethanes in anaerobic conditions. Based on O'Loughlin and Burris (2004), Hara et al. (2005), Aulenta et al. (2006), Mattes et al. (2010)



may exhibit different potential to degrade chlorinated ethenes and ethanes. In environmental conditions, both abiotic and biotic degradation take place. Under anaerobic conditions, microbial degradation is more rapid; however, abiotic transformation may be crucial if the concentration of reactive minerals is high and/or the activity of dechlorinating bacteria is low. Abiotic transformation is significant as the transformation of chlorinated ethanes and ethenes is often nearly complete (Dong et al. 2009). Temperature plays important role in abiotic natural degradation. 1,1,1-trichloroethane (1,1,1-TCA) degradation half-life decreases two times with 5°C increase in temperature in the temperature range 15–25°C (Wing 1999).

The main reaction mechanisms of the dechlorination of chlorinated ethanes and ethenes are hydrolysis, dehydrochlorination, hydrogenolysis and dichloroelimination. Hydrolysis in natural waters is an extremely slow process, though slightly faster in basic conditions.

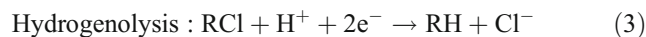


Chlorinated alkanes may undergo dehydrogenation, in which HCl is eliminated from the solvent molecule. The

reaction results in the formation of less saturated and less halogenated compounds. It is not a redox reaction.



Hydrogenolysis (reductive dechlorination) is a reductive process, in which a halogen is substituted by a hydrogen atom, with the simultaneous addition of two electrons to the molecule (Mohn and Tiedje 1992). It is the principal degradation pathway for highly chlorinated ethene derivatives (Nobre and Nobre 2004).



Dichloroelimination (vicinal reduction,  $\beta$  elimination or  $\alpha$  elimination) is a process involving a two-electron transfer to the molecule and the elimination of two chlorine atoms. The reaction products are less saturated aliphatic hydrocarbons and two chloride ions.  $\beta$  elimination occurs when chlorine atoms are removed from two different carbons, whereas  $\alpha$  elimination is the elimination of chlorine atoms from one carbon atom. Dichloroelimination occurs mainly

under methanogenic conditions but may also take place under partially aerobic conditions (Chen et al. 1996).



The degradation pathway and rate depend strongly on redox conditions in the groundwater or surface water. Reductive dechlorination takes place in anaerobic conditions.

### 3 Reductive degradation

#### 3.1 Zero-valent iron

Zero-valent iron is used in engineered degradation systems and may contribute to natural attenuation (Cundy et al. 2008).  $\text{Fe}^0$  is capable of degrading chlorinated ethanes and ethenes through reductive dechlorination. The main advantages of  $\text{Fe}^0$  are its low cost and its ability to dechlorinate chlorinated organics over a wide concentration range to non-chlorinated products, like ethane, ethylene and acetylene. The main drawback is the formation of iron oxides and other corrosion by-products on the surface of iron, which may prevent further dechlorination reactions (Ma and Wu 2008), but in acidic conditions corrosion by-products are water soluble (Beverkog and Puigdomenech 1996). The dechlorination reactions are heterogeneous, so the rates depend on the specific surface area of the iron present in water. Since the dechlorination of highly chlorinated ethenes to ethene is a step-wise reaction, intermediates (c-DCE, t-DCE, VC) can be present at low concentrations. Chlorinated ethenes are adsorbed on the iron surface, and sorption is the rate controlling step (Janda et al. 2004). The saturation of active sites on an iron surface results in the increase of reaction half-lives and deviation from a first-order reaction (Farrel et al. 2000). The weak character of sorption of chlorinated ethanes and ethenes can result in a short residence time on the metal surface and desorption of incompletely dechlorinated compounds (Zhang et al. 2008). Therefore, minor amounts of less chlorinated ethylene may be formed during reductive dechlorination on metal surfaces (Orth and Gillham 1996). However, even VC can be reductively dechlorinated via hydrogenolysis in the presence of a high iron concentration (Deng et al. 1999). There are large differences in dechlorination reaction rates, which depend on the kind of iron, particle size and specific surface area, as well as metal storage and pre-treatment conditions (Cheng and Wu 2000).

The main degradation pathway of chlorinated ethenes in the presence of  $\text{Fe}^0$  is  $\beta$  elimination, while reductive dechlorination by means of hydrogenolysis is usually slower.

Hara et al. (2005) report that TCE, c-DCE, t-DCE conversions occur 40, 10 and 100 times faster respectively via  $\beta$  elimination than via hydrogenolysis. t-DCE reacts faster than c-DCE in the presence of  $\text{Fe}^0$  because of the more favourable  $\beta$  elimination reaction for *trans* than *cis* isomers (Roberts et al. 1996). 1,1-Dichloroethane (1,1-DCA) undergoes slow degradation in contact with metals (Fennelly and Roberts 1998). 1,2-DCA does not react with zero-valent iron, but reactive iron barriers may support removal of this compound by *Dehalobacter* species. The corrosion of iron causes the release of hydroxyl ion, thus increase of pH which contributes to the enrichment of 1,2-DCA reducing bacteria (Zemb et al. 2010).

1,1,1-TCA is reduced by different types of iron, without chlorinated by-products for some types of iron or 1,1-DCA and chloroethane (CA) as by-products for another type of iron (Lookman et al. 2004).

The fewer chlorine atoms a compound contains, the slower the iron-mediated dechlorination reaction rate (Scherer et al. 1998). This is only partially confirmed by Hara et al. (2005), who investigated TCE dechlorination in the presence of iron powder with a large specific surface area. Dechlorination reactions are enhanced in the presence of metal amendments. Nickel is characterised by a high enhancement of PCE dechlorination; cobalt and copper show similar behaviour but the enhancement is much less (Doong and Lai 2006).

Humic acids, which are ubiquitous in water systems, show inhibitory potential towards dechlorination mediated by metal-modified iron. Doong and Lai (2005; 2006) explain this phenomenon by the competition of humic substances with chlorinated ethanes and ethenes to reach iron active sites. The conclusions of other study are that complexes of humic acids with nickel and copper are active electron transfer mediators in reductive dechlorination in the presence of a reductant (O'Loughlin et al. 1999). TCE was rapidly and almost completely reduced to ethylene: in the presence of microorganisms the iron-mediated TCE dechlorination products are shifted. Compared to iron systems more VC and cDCE were produced, proving that microbial and abiotic degradation may occur simultaneously (Lampron et al. 2001). Under anaerobic conditions, iron reacts with water to form hydrogen gas. Hydrogen is electron donor, needed to support growth of dechlorinating bacteria, including *Dehalococcoides*, the only organisms that dechlorinate solvents completely (Aulenta et al. 2006). 1,1,2,2-Tetrachloroethane (1,1,2,2-TeCA) in the presence of iron is transformed to c-DCE and t-DCE (with two to three times more *cis* isomer) via dichloroelimination and to TCE via dehydrochlorination (Arnold et al. 2002). Nitrates ( $100 \text{ mg L}^{-1}$ ) inhibited TCE reduction, which was explained by the oxidising effect of nitrates and the enhanced formation of iron oxides on the iron surface (Ritter et al. 2003).

### 3.2 Zero-valent zinc

Zero-valent zinc has a greater reducing power than  $\text{Fe}^0$ : the standard reduction potential of  $\text{Zn}^0$  is  $-0.763$ , that of  $\text{Fe}^0$  is  $-0.44$  (Cheng and Wu 2000). Ma and Wu (2008) reported that the half-life of the degradation reaction of PCE in the presence of  $\text{Zn}^0$  is three times shorter than in the presence of  $\text{Fe}^0$ . What is interesting is that in the presence of a microbial community, dechlorination occurred faster in the systems containing  $\text{Fe}^0$  than those with  $\text{Zn}^0$ . It was explained by stronger interactions of Zn than Fe with microbial community and higher Zn toxicity. The reaction rates of PCE with  $\text{Zn}^0$  are much faster than for daughter products containing fewer chlorine atoms, probably due to favourable dichloroelimination of PCE by  $\text{Zn}^0$  over other compounds (Roberts et al. 1996). The presence of hydroxyapatite ( $\text{Ca}_5(\text{PO}_4)_3\text{OH}$ ) at amount of 0.01 g of 0.1 g for 1 g of Zn, resulted in increase of PCE reduction by Zn by 150% and 960%, respectively (Song et al. 2008). The authors identified TCE and t-DCE, (not c-DCE as in the case of iron, although the production of the *cis* isomer is thermodynamically favoured over the *trans* isomer) as the degradation products of PCE. 1,1-DCE and VC were not detected during 192 h experiments either. During PCE transformation, dichloroacetylene and chloroacetylene (only chloroacetylene in the case of TCE) are produced via dichloroelimination (Arnold and Roberts 1998). Dichloroacetylene undergoes further rapid reaction to t-DCE and chloroacetylene, and chloroacetylene in turn to acetylene or VC. c-DCE and t-DCE are degraded mostly via dichloroelimination, in contrast to PCE and TCE, which react mostly via hydrogenolysis. Reductive elimination of PCE has great environmental importance, as the production of TCE is avoided, which reacts to produce DCEs and further to VC. Arnold and Roberts (1998) conclude that although only 15% of PCE is transformed via dichloroelimination, this reaction pathway results in the avoidance of toxic VC formation. The main transformation pathways of chlorinated ethanes are presented in Table 2.

### 3.3 Nanoscale iron

The study of Song and Carraway (2008) show that the situation is the reverse of that described by Janda et al. (2004), when nanoscale iron is present in water. The reaction rates of highly chlorinated ethenes are lower than those of low chlorinated ones, and no intermediate compounds are found in the water. The authors explain this by the catalytic activity of nanoscale iron, the reaction not being under reduction potential control. TCE degradation by nanoscale iron leads to formation of hydrocarbons (Liu et al. 2005). Another study by Song and Carraway (2005) investigated the conversion of chlorinated ethanes by nanoscale iron. Highly chlorinated ethanes are degraded faster in the

**Table 2** Observed products and reaction pathways for chlorinated ethane reaction by  $\text{Zn}^0$

Parent	Product	Reaction type
HCA	PCE	Reductive $\beta$ elimination
PCA	TCE	Reductive $\beta$ elimination
	PCE	Dehydrohalogenation
1,1,1,2-TeCA	1,1-DCE	Reductive $\beta$ elimination
1,1,2,2-TeCA	<i>cis</i> -DCE	Reductive $\beta$ elimination
	<i>trans</i> -DCE	Reductive $\beta$ elimination
1,1,2-TCA	VC	Reductive $\beta$ elimination
1,2-DCA	Ethylene	Reductive $\beta$ elimination
1,1,1-TCA	Ethane	Reductive $\alpha$ elimination
	1,1-DCA	Hydrogenolysis
1,1-DCA	Ethane	Reductive $\alpha$ elimination
	Chloroethane	Hydrogenolysis

Reprinted from Arnold and Roberts (1999)

presence of nanoscale iron. 1,1,1,2-Tetrachloroethane (1,1,1,2-TeCA) undergoes largely  $\beta$  elimination with 1,1-DCE as the main product; dehydrogenation to TCE accounted for only 5% of the total 1,1,1,2-TeCA disappearance. 1,1,2,2-TeCA also undergoes mainly  $\beta$  elimination leading to c-DCE (73%) and t-DCE (27%). The greater removal of 1,1,2,2-TeCA, compared to 1,1,1,2-TeCA, takes place via hydrodehalogenation, mainly due to the slower  $\beta$  elimination rates. 1,1,1-TCA was rapidly hydrogenolysed to form 1,1-DCA, whereas 1,1,2-TCA was removed much more slowly with ethane as the sole product. 1,1-DCA was slowly degraded by  $\alpha$  elimination to form ethane, and no transformation of 1,2-DCA in the presence of nanoscale iron over period of 40 days was observed. Magnetite inhibits activity of nanoscale  $\text{Fe}^0$  towards 1,1,1-TCA dechlorination. Nanoscale iron reduced  $\text{Fe}^{\text{III}}$  compounds on magnetite surface instead of reductively dechlorinate 1,1,1-TCA (Bae and Lee 2010). However, nanoscale  $\text{Fe}^0$  exhibits inhibitory properties towards dechlorinating bacterial communities at concentrations of  $0.3 \text{ gL}^{-1}$ , but at concentrations of  $0.01$ – $0.1 \text{ gL}^{-1}$  bacterial-mediated dechlorination rates were lower (Barnes et al. 2010). Iron nanoparticles react with bacterial membranes, physically coat the cells and cause oxidative stress (Diao and Yao 2009). Coating nanoscale iron with olefin maleic acid copolymer, apart from increasing iron mobility in water, decreases the inhibitory effect towards dechlorinating bacteria (Xiu et al. 2010). Nanoparticles coated with carboxymethyl cellulose enhanced microbial activity, hydrogen from iron corrosion served as electron donor, while carboxymethyl cellulose served as carbon source (He et al. 2010a). Iron nanoparticles degrade TCE on the NAPL interphase and within NAPL itself, but the reactions are slower than those within aqueous phase. TCE degradation rates are proportional to water content in NAPL



(Berge and Ramsburg 2010). In situ dechlorination of TCE took a few days, while nanoparticles remained active for 4–8 weeks (Zhang 2003). Application of bicomponent iron/silicon system promotes reactivity, results in low yield of chlorinated products and high hydrogen production (for bacterial growth stimulation; Doong et al. 2003). Also application of bimetallic iron/nickel nanoparticles immobilised in membrane has been reported. 20% of nickel content in the nanoparticles occurred to be the most effective in TCE dechlorination (Parshetti and Doong 2009).

### 3.4 Palladium nanoparticles

Bimetallic nanoparticles—palladium deposited on iron are more efficient in dechlorination of ethenes than conventional iron or iron nanoparticles (Lien and Zhang 2007). This is due to high surface activity increased by catalytic activity of palladium (Lien and Zhang 2001). Chlorinated ethanes and ethenes are degraded rapidly, PCE and TCE are dechlorinated faster than 1,1,1-TCA. 1,1,1-TCA is degraded more slowly probably due to location of three chlorine atoms on one carbon atom (Cho and Choi 2010). The 1–5% palladium content in nanoparticles (concentration  $5 \text{ g L}^{-1}$ ) is the most efficient in dechlorination of TCE (Lien and Zhang 2007). Tin is considered to be effective in degradation of chlorinated ethanes and ethenes, therefore tin/palladium nanoparticles are also used. Tin appears to be more stable than iron in groundwater conditions (Lin et al. 2009).

Palladium encapsulated in alginate, polyurethane or polyacrylamide nanoparticles in batch reactor are able to dechlorinate  $100 \text{ mg L}^{-1}$  TCE in one hour. The main product is ethane with low concentrations of VC, 1,1-DCE, 1,2-DCE and 1,1-DCA. These by-products were completely dechlorinated after 24 h (Hennebel et al. 2009). In situ dechlorination by iron–palladium nanoparticles is also rapid (Bennett et al. 2010). Coating iron–palladium nanoparticles with carboxymethyl cellulose prevents formation of particle aggregates, thus increases mobility of nanoparticles in groundwater (He et al. 2010a).

Palladium-on-gold nanoparticles are catalytically more active than pure Pd itself. The reaction rates were higher for ethenes containing less chlorine atoms (Wong et al. 2009). No build up of daughter products has been observed. The presence of gold in nanoparticles slows the process of palladium deactivation by chlorides and sulphates (Wong et al. 2009).

Nanoparticles can be delivered to the contaminated groundwater by direct injection by gravity flow (Lien and Zhang 2007). However, they can be a potential environmental risk (Bystrzejewska-Piotrowska et al. 2009). The complete environmental risk assessment of releasing nanoparticles into environmental water is not available yet. Little is known about their ecotoxicity, bioaccumulation potential and persistency in the environment (Grieger et al. 2010).

### 3.5 Green rusts

Green rusts are corrosion products of iron or steel and may occur naturally in reductomorphic soils. They are mixed  $\text{Fe}^{\text{II}}$  and  $\text{Fe}^{\text{III}}$  hydroxides, with chemical structure  $[\text{Fe}_{6-x}^{\text{II}}\text{Fe}_x^{\text{III}}(\text{OH})_{12}]^{x+}[(\text{A})_{x/n}\text{yH}_2\text{O}]^{x-}$ , where  $\text{A}$  is an anion, typically  $\text{SO}_4^{2-}$  or  $\text{Cl}^-$ . The degradation of PCE, TCE, c-DCE and VC is slow and results in the formation of acetylene and ethylene (Lee and Batchelor 2002a). Highly chlorinated ethanes are reduced in the presence of green rusts more rapidly than less substituted ones. Compounds with a more asymmetrical structure are also degraded more rapidly (i.e. 1,1,1,2-TeCA > 1,1,2,2-TeCA or 1,1,1-TCA > 1,1,2-TCA). The degradation of 1,2-DCA was not observed in the presence of green rusts (O'Loughlin and Burris 2004). The formation of green rusts may explain the long-term effectiveness of iron-based remediation techniques, although films of oxides are formed on the surface of iron.

### 3.6 Sulphide minerals

Minerals like pyrite, magnetite and green rusts are able to degrade chlorinated ethanes and ethenes. Liang et al. (2009) stated that chloride green rust and pyrite are more effective in PCE and TCE degradation than sulphate green rust, magnetite and goethite. Mackinawite ( $\text{FeS}$ ) has been found effective in reducing PCE and TCE under anoxic conditions with acetylene as the main product. The other products of TCE transformation are 1,1-DCE, c-DCE, ethene and ethane. TCE is a product of PCE hydrogenolysis in the presence of  $\text{FeS}$ . The presence of metals can influence the rates of PCE and TCE transformations:  $\text{Fe}^{\text{II}}$  or  $\text{Ni}^{\text{II}}$  reduce PCE and TCE transformation rates but  $\text{Hg}^{\text{II}}$  and  $\text{Co}^{\text{II}}$  do not (Jeong et al. 2007). This has been explained by the susceptibility of the  $\beta$  elimination transformation pathway to metal amendments. The differences in reaction rates are explained by the formation of the second sulphide phases (sulphide of given metal amendment) of different properties. Cobalt increases the transformation rates due to formation of Fe-coprecipitated  $\text{CoS}$ , while Ni is expected to form sulphides structurally closely associated to  $\text{FeS}$ , giving the effect of decreased transformation rates (Jeong and Hayes 2007).

Other studies (Butler and Hayes 1999) show that the main products of PCE and TCE transformation in the presence of  $\text{FeS}$  are acetylene and c-DCE. He et al. (2010b), in addition to these products, obtained ethane and methane (expected to be formed from radical intermediates) as minor products. PCE and TCE are converted by  $\beta$  elimination and hydrogenolysis, but  $\beta$  elimination is much faster (Jeong et al. 2007). The rate of TCE transformation increases with increasing pH (He et al. 2010b). 1,1,1-TCA was degraded to ethylene and 1,1-DCA, which suggests that hydrogenolysis is the main transformation pathway (Choi et al. 2009). Other



studies show that 1,1-DCA and 2-butyne (from coupling of radical intermediates) are 1,1,1-TCA degradation products (Gander et al. 2002; Fennelly and Roberts 1998). The rates of reactions were increased in the presence of Co and Ni as amendments, probably because of their catalytic effects. The presence of sulphides, which is known to increase the reactivity of metals, resulted in an increase of degradation rates (Choi et al. 2009).

Mackinawite may slowly oxidise to pyrite in the presence of  $S^0$  and to iron oxides under more oxidising conditions (He et al. 2010b). Although pyrite is a ubiquitous mineral in anaerobic environments, it degrades chlorinated ethanes and ethenes more slowly than mackinawite. Surface area-normalised pseudo-first-order initial rate constants ( $Lm^{-2} day^{-1}$ ) for PCE reductive dechlorination are  $1.97 \times 10^{-5}$  by pyrite and  $2.74 \times 10^{-2}$  by mackinawite (Lee and Batchelor 2002b). Pyrite degrades chlorinated ethanes and ethenes via  $\beta$  elimination and hydrogenolysis. Lee and Batchelor (2002b) state that chlorinated compounds are adsorbed at reactive sites, where dechlorination occurs by pseudo-first-order kinetics, depleting reactive sites and hence the reductive capacity of the mineral. The results of Weerasooriya and Dharmasena (2001) show that the reductive dechlorination of TCE in the presence of pyrite (like FeS) occurs faster in an alkaline environment. The main products of the pyrite-assisted dechlorination of PCE, TCE, c-DCE and VC are acetylene and ethylene (Lee and Batchelor 2002b). Under aerobic conditions, in the presence of pyrite ( $FeS_2$ ), the conversion pathway of TCE is different from reductive dechlorination. Pyrite undergoes a Fenton-like reaction in the presence of oxygen, forming a hydroxyl radical, a strong oxidant capable of oxidising many organic compounds. The products of TCE oxidation in the presence of pyrite and oxygen are carbon dioxide and chloride; the reaction rates increased from 0.004 to  $0.013 h^{-1}$  with the increase of concentration of oxygen in water from 0.017 to 0.268 mmol (Pham et al. 2008). Organic compounds can be adsorbed on the surface of mineral and affect the degradation of chlorinated compounds (He et al. 2009). Lee and Batchelor (2002b) extrapolated iron sulphides laboratory results of reductive dechlorination to environmental conditions: they calculated that the degradation half-life of PCE in the presence of pyrite and magnetite is 13 and 608 days, respectively. Magnetite may be capable of reduction of DCEs to acetylene without VC production (Ferrey et al. 2004).

Biogeochemical reductive dechlorination (BiRD) is interesting method of chlorinated ethanes and ethenes remediation. Sulphate-reducing bacteria produce hydrogen sulphide in reaction of organic matter with sulphates. Hydrogen sulphide react with iron oxides present in the sediments, to form iron sulphides, which are known to dechlorinate chlorinated ethanes and ethenes (Kennedy et al. 2006a). BiRD is stimulated by addition sulphate and organic carbon. Iron, typically mineral, is usually naturally

present in the aquifer but might be also supplemented (Kennedy et al. 2006b). The advantages of BiRD are rapid dechlorination and no generation of less-chlorinated daughter products (Kennedy et al. 2006a).

Other sulphides are capable of reducing PCE and TCE. CoS is very effective in removing PCE and TCE (both were degraded so fast it was impossible to determine rate constants) via reductive dechlorination. In the presence of NiS (rates are  $(6.09 \pm 0.77) \times 10^{-4}$  for PCE and  $(8.84 \pm 0.59) \times 10^{-4}$  for TCE) such a reaction also takes place but it is slower than for FeS (rates are  $(7.60 \pm 1.01) \times 10^{-4}$  for PCE and  $(2.12 \pm 0.1) \times 10^{-3}$  for TCE); HgS showed no ability to convert PCE or TCE (Table 3; Jeong and Hayes 2007).

### 3.7 Porphyrins

Another group of compounds capable of reducing chlorinated ethanes and ethenes are porphyrins. Found in subsurface waters, they are excellent reductive catalysts under a variety of conditions. They are produced by the variety of microorganisms in anaerobic-light, aerobic and iron-deficient conditions (Utsunomiya et al. 2003). The abiotic vitamin-mediated degradation (heat-killed microorganisms) is four to five times lower than corresponding microbiological degradation (Guerrero-Barajas and Field 2005). The studies of Dror and Schlautman (2004a) show that nickel, iron and vanadium oxide porphyrins (commonly found in water) are non-reactive in pure water, but they catalyse dechlorination in the presence of co-solvents, such as dimethyl formamide. Increasing porphyrin solubility is key factor for porphyrin mediated reductive dechlorination of chlorinated solvents. Vitamin  $B_{12}$  (cobalt containing natural porphyrin) is a catalyst of dechlorination reactions in water without co-solvent, with titanium citrate as reductant. The mechanism of reductive dechlorination of chlorinated solvents involves formation of bond between the metal and chlorinated solvent carbon atom. The reduced porphyrin transfers the electron to chlorinated solvent molecule, then oxidised porphyrin is reduced by the reductant present in the environment. More detailed model involves the role of macrocycle, not only core metal, in the reaction. The macrocycle possesses conjugated  $\pi$  system that allows electron transfer also through the macrocycle itself, not only by the metal (Dror and Schlautman 2003). The main abiotic dechlorination products of PCE catalysed by vitamin  $B_{12}$  are acetylene and ethylene, which are formed through TCE and c-DCE (McCauley et al. 2005). The reduction of PCE occurs via hydrogenolysis and  $\beta$  elimination as competing pathways (Burriss et al. 1996), with the build-up of c-DCE as daughter compound (Burriss et al. 1998).

Porphyrins are similar in structure to vitamin  $B_{12}$  5,10,15,20-tetrakis(4-carboxyphenyl)porphyrin cobalt

**Table 3** Reductive dechlorination degradation products and rate constants mediated by different metals

Metal or metal compound+ amendments	Surface area concentration (m <sup>2</sup> L <sup>-1</sup> )	Substrate	Products	Surface area normalised pseudo-first-order rate constant (L m <sup>-2</sup> h <sup>-1</sup> )	Reference
Fe <sup>0</sup>	340	PCE	TCE	7.4 × 10 <sup>-6</sup>	Dayan et al. (1999)
		TCE	Dichloroethenes	2.5 × 10 <sup>-5</sup>	
		c-DCE	VC	1.6 × 10 <sup>-5</sup>	
Fe <sup>0</sup>	not specified (10 gL <sup>-1</sup> )	PCE	Less chlorinated	3.2 × 10 <sup>-3a</sup>	Ma and Wu (2008)
	39	TCE	Acetylene, dichloroethenes	1.2 × 10 <sup>-4</sup>	Hara et al. (2005)
Fe <sup>0</sup>	2.8	PCE	Ethane, ethylene	3.4 × 10 <sup>-3</sup>	Doong and Lai (2006)
Fe <sup>0</sup> +humic acid			5.4 × 10 <sup>-4</sup>		
Fe <sup>0</sup> +Cu <sup>II</sup>			8.2 × 10 <sup>-3</sup>		
Fe <sup>0</sup> +Cu <sup>II</sup> +humic acid			1.7 × 10 <sup>-3</sup>		
Fe <sup>0</sup> +Co <sup>II</sup>			6.1 × 10 <sup>-3</sup>		
Fe <sup>0</sup> +Co <sup>II</sup> +humic acid			2.2 × 10 <sup>-3</sup>		
Fe <sup>0</sup> +Ni <sup>II</sup>			2.9 × 10 <sup>-1</sup>		
Fe <sup>0</sup> +Ni <sup>II</sup> +humic acid			9.3 × 10 <sup>-2</sup>		
Nano-Fe <sup>0</sup>	2.2	1,1,1,2-TeCA	Ethane, ethylene, 1,1-DCE	5.5 × 10 <sup>-1</sup>	Song and Carraway (2005)
		1,1,2,2-TeCA	Ethane, c-DCE	3.1 × 10 <sup>-2</sup>	
		1,1,1-TCA	Ethane, 1,1-DCA	1.5 × 10 <sup>-1</sup>	
		1,1,2-TCA	Ethane	2.4 × 10 <sup>-3</sup>	
		1,1-DCA	Ethane	1.1 × 10 <sup>-4</sup>	
Nano-Pd/Fe	0.44	PCE	Ethene, ethane	1.2 × 10 <sup>-2</sup>	Lien and Zhang (2001)
		TCE		1.8 × 10 <sup>-2</sup>	
		t-DCE		1.5 × 10 <sup>-2</sup>	
		c-DCE		1.8 × 10 <sup>-2</sup>	
		1,1-DCE		1.2 × 10 <sup>-2</sup>	
FeS <sub>2</sub>	578	PCE	Ethylene, c-DCE, TCE	1.6 × 10 <sup>-6</sup>	(Liang et al. 2009)
		TCE	Ethylene, c-DCE	6.4 × 10 <sup>-5</sup>	
	2	TCE	Acetylene	8 × 10 <sup>-3</sup>	Weerasooriya and Dharmasena (2001)
FeS <sub>2</sub> +oxygen	20	TCE	CO <sub>2</sub> , Cl <sup>-</sup>	5 × 10 <sup>-4</sup>	(Pham et al. 2008)
FeS	not specified (33 gL <sup>-1</sup> )	1,1,1-TCA	ethylene, 1,1-DCA	3.7 × 10 <sup>-2a</sup>	(Choi et al. 2009)
	not specified (10 gL <sup>-1</sup> )	PCE	Ethylene (minor amounts of 1,1-DCE and c-DCE)	9.4 × 10 <sup>-4a</sup>	Jeong et al. (2007)
		TCE		2.2 × 10 <sup>-3a</sup>	
	0.5	PCE	Acetylene, c-DCE	8 × 10 <sup>-4</sup>	Butler and Hayes (1999)
TCE		2.4 × 10 <sup>-3</sup>			
FeS+cysteine		PCE		2.2 × 10 <sup>-4</sup>	
		TCE		7 × 10 <sup>-4</sup>	
FeS+Fe <sup>II</sup>	not specified (10 gL <sup>-1</sup> )	PCE	Ethylene (minor amounts of 1,1-DCE and c-DCE)	6.7 × 10 <sup>-4a</sup>	Jeong et al. (2007)
		TCE		9.9 × 10 <sup>-4a</sup>	
FeS+Co <sup>II</sup>		PCE		8.6 × 10 <sup>-3</sup>	
		TCE		4.3 × 10 <sup>-3</sup>	
FeS+Ni <sup>II</sup>		PCE		6.3 × 10 <sup>-4</sup>	
		TCE		3.1 × 10 <sup>-4</sup>	
FeS+Hg <sup>II</sup>		PCE		1.7 × 10 <sup>-3</sup>	
		TCE		1.3 × 10 <sup>-3</sup>	
Fe (hydr)oxide	not specified	PCE	Acetylene,c-DCE, 1,1-DCE	2.5 × 10 <sup>-3a</sup>	Jeong and Hayes (2007)
		TCE		9.2 × 10 <sup>-3a</sup>	
NiS	not specified	PCE	Acetylene	6.1 × 10 <sup>-4a</sup>	



**Table 3** (continued)

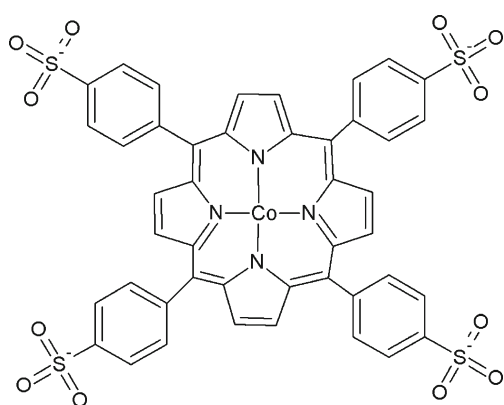
Metal or metal compound+ amendments	Surface area concentration ( $\text{m}^2\text{L}^{-1}$ )	Substrate	Products	Surface area normalised pseudo-first-order rate constant ( $\text{Lm}^{-2}\text{h}^{-1}$ )	Reference
Chloride green rust	210	TCE		$8.8 \times 10^{-4a}$	Liang et al. (2009)
		PCE	Acetylene, ethylene, TCE	$5.6 \times 10^{-6}$	
		TCE	Acetylene, Ethylene, c-DCE	$2.9 \times 10^{-5}$	
Sulphate green rust	604	PCE	Acetylene, ethylene	$6.7 \times 10^{-6}$	Lee and Batchelor (2002a)
		TCE		$3.6 \times 10^{-6}$	
		c-DCE		$2.2 \times 10^{-6}$	
		VC		$3.2 \times 10^{-6}$	
Zn	1.4	PCE	TCE, t-DCE, acetylene	$3 \times 10^{-1}$	Arnold and Roberts (1998)
		7	TCE	t-DCE, acetylene, c-DCE	
		t-DCE	Acetylene, ethylene, VC	$1.4 \times 10^{-5}$	
		c-DCE	Acetylene, VC	$3.5 \times 10^{-6}$	
		1,1-DCE	VC	$4.1 \times 10^{-6}$	
		VC	Ethylene	$10^{-4}$	
	0.7	Dichloroacetylene	Chloroacetylene, t-DCE	25	
	0.14	Chloroacetylene	Acetylene, VC	7	
Zn+hydroxyapatite	Not specified ( $10 \text{ gL}^{-1}$ )	PCE	Less chlorinated	$9.6 \times 10^{-3a}$	Ma and Wu (2008)
	1.37	PCE	TCE, t-DCE	$2 \times 10^{-1}$	Song et al. (2008)

<sup>a</sup> Observed rate constants (per hour)

((TCPP)Co) in the presence of a reducing agent catalyses PCE and TCE degradation through c-DCE to hydrocarbons. Degradation rates were higher at elevated pH and at higher concentrations of reducing agent (Fritsch and McNeill 2005). The degradation rates of TCE in the presence of tetrakis-(4-sulphonatophenyl)porphyrin cobalt (TSPP)Co (see Fig. 2) are three times higher compared to (TCPP)Co, whereas dechlorination rates for PCE are similar (Barnett et al. 2010). Porphyrin-catalysed dechlorination reaction rates may be very high (up to  $10^{-2} \text{ h}^{-1}$ ) even for micromolar catalyst concentrations. The most effective catalysts of reductive dechlorination seem to be Co and Ni containing

tetrakis (*N*-methyl-4-4-pyridiniumyl) porphyrin (Dror and Schlautman 2004b). Porphyrins catalyse reductive dechlorination of chlorinated solvents when present in solution as well as when immobilised on solid surfaces (Burriss et al. 1996).

Also, other naturally occurring compounds may stimulate reductive dechlorination of chlorinated solvents. Quinones can increase reduction rates by iron, due to the effect of electron transfer mediation (Tratnyek et al. 2001). Similarly, quinones catalyse reduction by hydrogen sulphide (Uchimiya and Stone 2009). Humic substances can form Ni and Cu complexes to that effectively transfer electrons in reductive dechlorination reactions in the presence of bulk reductant (O'Loughlin et al. 1999).



**Fig. 2** Chemical structure of tetrakis-(4-sulphonatophenyl)porphyrin cobalt

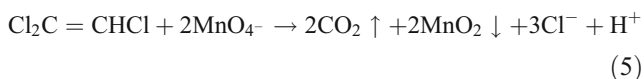
## 4 Oxidation

Chlorinated ethanes and ethenes can be converted to non-toxic compounds by oxidation. Oxidising agents used in remediation of chlorinated ethanes and ethenes are potassium permanganate, Fenton's reagent, ozone, chlorine dioxide (Kao et al. 2008).

### 4.1 Permanganate

Potassium permanganate ( $\text{KMnO}_4$ ) is strong oxidant that can be successfully applied in remediation of chlorinated

ethanes and ethenes. TCE redox reaction with permanganate may be presented as (Kim and Gurol 2005):

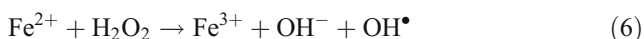


Unlike with reductive dechlorination, formation of toxic daughter compounds is avoided. Higher removal efficiency is observed under acidic conditions than alkaline (Kao et al. 2008). The degradation rates are inversely proportional to the number of chlorine atoms in ethene molecule. *Cis*-isomers are less stable than *trans*-isomers (Yan and Schwarz 1999). Chlorinated ethanes and ethenes in dissolved phase are oxidised rapidly, however removal of DNAPL chlorinated solvent is slow process limited by mass transfer towards water–DNAPL interphase (Huang et al. 2002). Oxidation of chlorinated ethanes and ethenes with  $\text{MnO}_4^-$  can be enhanced by transferring  $\text{MnO}_4^-$  to the DNAPL by phase-transfer catalysis. This can be obtained by the application of pentyltriphenylphosphonium cation instead of potassium (Seol and Schwartz 2000). Oxidation of DNAPL with  $\text{MnO}_4^-$  may be enhanced by application of co-solvent that increases water solubility of DNAPL. Therefore, acetone and *tert*-butyl alcohol are applied together with  $\text{KMnO}_4^-$  (Zhai et al. 2006). Another approach to increase solubility of DNAPL is application of surfactants. Chlorinated ethanes and ethenes are trapped in micelles which are more dispersed in water than DNAPL leading to  $\text{MnO}_4^-$  mass transfer improvement (Tsai et al. 2009).

Formation of  $\text{CO}_2$  gas and  $\text{MnO}_2$  precipitate (see reaction 5) is undesirable process in porous media as this process may deteriorate hydraulic properties of the soil and prevent delivery of  $\text{MnO}_4^-$  to DNAPL (Schroth et al. 2001).

#### 4.2 Fenton process

Fenton’s reagent is a mixture of ferrous salts and hydrogen peroxide. In reaction 6, they react to form hydroxyl radical, hydroxyl anion and in further reactions hydroperoxyl radical (Chen et al. 2001).



Hydroxyl and hydroperoxyl radicals are able to oxidise broad spectrum of organic pollutants, including chlorinated ethanes and ethenes. TCE is oxidised with hydroxyl radical through dichloroacetic acid. Figure 3 presents TCE

oxidation pathway (Qiang et al. 2008). Chlorinated ethenes are easily oxidised by hydroxyl radical due to the presence of double bond in their structure.

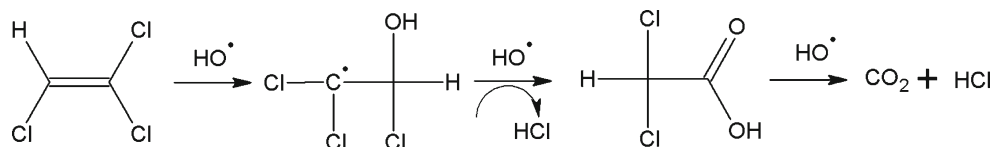
The main limitation of Fenton’s reagent in situ application is fast precipitation of iron in form of iron hydroxide. To prevent precipitation iron complexes are used, as well as zero-valent iron or iron sulphide are used as iron source (Che and Lee 2011). The pyrite Fenton reaction produced simultaneously hydroxyl radical (oxidant) and superoxide anion radical (reductant). Hexachloroethane (saturated, perchlorinated compound) is degraded *via* reaction with reductant, while PCE is degraded mainly via oxidative pathway (Jho et al. 2010). At some sites, no addition of iron would be required as naturally occurring iron-bearing minerals can react with hydrogen peroxide to produce hydroxyl radical (Teel et al. 2001).

### 5 Summary

There are many chemical agents naturally occurring in water that can mediate the dechlorination reactions of chlorinated ethanes and ethenes. Their mutual relations are very complex, and because these agents are usually present at low concentrations, degradation reaction rates are slow. Chlorinated ethanes and ethenes present in environmental water in favourable conditions may be degraded to harmless products. Under less favourable conditions, however, dechlorination does not proceed at all or may be incomplete, leading to the formation of more toxic daughter compounds. In such cases, natural attenuation processes can be enhanced by in situ remediation with the addition of zero-valent metals, sulphide minerals or oxidation agents. Choosing the proper remediation strategy has to be preceded by an exhaustive site examination in order to fit the best strategy to the given site conditions.

There are still gaps in our understanding of the degradation of chlorinated ethanes and ethenes in water. Future investigations should therefore focus on the dechlorination of compounds in complex, multicomponent systems and mutual relations between microbial and abiotic degradation. Iron or bimetallic nanoparticles are very effective in removal of chlorinated ethanes and ethenes, however more research is needed to understand risk of their release to the aquifer. Since abiotic degradation agents can successfully degrade chlorinated ethanes and ethenes at high concentrations or in

Fig. 3 TCE oxidation with hydroxyl radical



DNAPL itself, future research should also focus on efficient transfer of dechlorination agent to DNAPL or DNAPL–water interphase.

**Acknowledgements** The authors would like to thank the Foundation for Polish Science for financial support from the MISTRZ programme. M. Tobiszewski expresses his gratitude for financial support from the Human Capital Programme (POKL.04.01.01-00-368/09) and for financial support in the form of a grant awarded by the Polish Ministry of Science and Higher Education (NN523562838).

**Open Access** This article is distributed under the terms of the Creative Commons Attribution License which permits any use, distribution, and reproduction in any medium, provided the original author(s) and the source are credited.

## References

- Arnold WA, Roberts AL (1998) Pathways of chlorinated ethylene and chlorinated acetylene reaction with Zn(0). *Environ Sci Technol* 32:3017–3025
- Arnold WA, Ball WP, Roberts AL (1999) Polychlorinated ethane reaction with zero-valent zinc: pathways and rate control. *J Contam Hydrol* 40:183–200
- Arnold WA, Winget P, Cramer CJ (2002) Reductive dechlorination of 1,1,2,2-tetrachloroethane. *Environ Sci Technol* 36:3536–3541
- Aulenta F, Majone M, Tandoi V (2006) Enhanced anaerobic bioremediation of chlorinated solvents: environmental factors influencing microbial activity and their relevance under field conditions. *J Chem Technol Biotechnol Rev* 81:1463–1474
- Bae S, Lee W (2010) Inhibition of nZVI reactivity by magnetite during the reductive degradation of 1,1,1-TCA in nZVI/magnetite suspension. *Appl Catal, B* 96:10–17
- Ballschmiter K (2003) Pattern and sources of naturally produced organohalogens in the marine environment: biogenic formation of organohalogens. *Chemosphere* 52:313–324
- Barnes RJ, Riba O, Gardner MN, Singer AC, Jackman SA, Thompson IP (2010) Inhibition of biological TCE and sulphate reduction in the presence of iron nanoparticles. *Chemosphere* 80:554–562
- Barnett BR, Evans AL, Roberts CC, Fritsch JM (2010) Batch reactor kinetic studies on the reductive dechlorination of chlorinated ethylenes by tetrakis-(4-sulfonatophenyl)porphyrin cobalt. *Chemosphere* 82:592–596
- Bennett P, He F, Zhao D, Aiken B, Feldman L (2010) In situ testing of metallic iron nanoparticle mobility and reactivity in a shallow granular aquifer. *J Contam Hydrol* 116:35–46
- Berge ND, Ramsburg CA (2010) Iron-mediated trichloroethene reduction within nonaqueous phase liquid. *J Contam Hydrol* 118:105–116
- Beverkog B, Puigdomenech I (1996) Revised Pourbaix diagrams for iron at 25–300°C. *Corr Sci* 38:2121–2135
- Bradley PM (2000) Microbial degradation of chloroethenes in groundwater systems. *Hydrogeol J* 8:104–111
- Burriss DR, Delcomyn CA, Smith MH, Roberts AL (1996) Reductive dechlorination of tetrachloroethylene and trichloroethylene catalyzed by vitamin B12 in homogeneous and heterogeneous systems. *Environ Sci Technol* 30:3047–3052
- Burriss DR, Delcomyn CA, Deng B, Buck LE, Hatfield K (1998) Kinetics of tetrachloroethylene-reductive dechlorination catalyzed by vitamin B<sub>12</sub>. *Environ Toxicol Chem* 17:1681–1688
- Butler EC, Hayes KF (1999) Kinetics of the transformation of trichloroethylene and tetrachloroethylene by iron sulfide. *Environ Sci Technol* 33:2021–2027
- Bystrzejewska-Piotrowska G, Golimowski J, Urban PL (2009) Nanoparticles: their potential toxicity, waste and environmental management. *Waste Manag* 29:2587–2595
- Chapman SW, Parker BL, Cherry JA, Aravena R, Hunkeler D (2007) Groundwater–surface water interaction and its role on TCE groundwater plume attenuation. *J Contam Hydrol* 91:203–232
- Che H, Lee W (2011) Selective redox degradation of chlorinated aliphatic compounds by Fenton reaction in pyrite suspension. *Chemosphere* 82:1103–1108
- Chen C, Puhakka JA, Ferguson JF (1996) Transformations of 1,1,2,2-tetrachloroethane under methanogenic conditions. *Environ Sci Technol* 30:542–547
- Chen G, Hoag GE, Chedda P, Nadim F, Woody BA, Dobbs GM (2001) The mechanism and applicability of in situ oxidation of trichloroethylene with Fenton's reagent. *J Hazard Mat* B87:171–186
- Cheng S-F, Wu S-C (2000) The enhancement methods for the degradation of TCE by zero-valent metals. *Chemosphere* 41:1263–1270
- Cho Y, Choi S-I (2010) Degradation of PCE, TCE and 1,1,1-TCA by nanosized FePd bimetallic particles under various experimental conditions. *Chemosphere* 81:940–945
- Choi J, Choi K, Lee W (2009) Effects of transition metal and sulfide on the reductive dechlorination of carbon tetrachloride and 1,1,1-trichloroethane by FeS. *J Hazard Mat* 162:1151–1158
- Cundy AB, Hopkinson L, Whitby RLD (2008) Use of iron-based technologies in contaminated land and groundwater remediation: a review. *Sci Total Environ* 400:42–51
- Deng B, Burriss B, Campbell TJ (1999) Reduction of vinyl chloride in metallic iron–water systems. *Environ Sci Technol* 33:2651–2656
- Diao M, Yao M (2009) Use of zero-valent iron nanoparticles in inactivating microbes. *Water Res* 43:5243–5251
- Dong Y, Liang X, Krumholz LR, Philp RP, Butler EC (2009) The relative contributions of abiotic and microbial processes to the transformation of tetrachloroethylene and trichloroethylene in anaerobic microcosms. *Environ Sci Technol* 43:690–697
- Doong RA, Lai YL (2005) Dechlorination of tetrachloroethylene by palladized iron in the presence of humic acid. *Water Res* 39:2309–2318
- Doong RA, Lai YL (2006) Effect of metal ions and humic acid on the dechlorination of tetrachloroethylene by zerovalent iron. *Chemosphere* 64:371–378
- Doong RA, Chen KT, Tsai HC (2003) Reductive dechlorination of carbon tetrachloride and tetrachloroethylene by zerovalent silicon-iron reductants. *Environ Sci Technol* 37:2575–2581
- Dror I, Schlautman MA (2003) Role of metalloporphyrin core metals in the mediated reductive dechlorination of tetrachloroethylene. *Environ Toxicol Chem* 22:525–533
- Dror I, Schlautman MA (2004a) Cosolvent effect on the catalytic reductive dechlorination of PCE. *Chemosphere* 57:1505–1514
- Dror I, Schlautman MA (2004b) Metalloporphyrin solubility: a trigger for catalysing reductive dechlorination of tetrachloroethylene. *Environ Toxicol Chem* 23:252–257
- Farrel J, Kason M, Melitas N, Li T (2000) Investigation of the long-term performance of zero-valent iron for reductive dechlorination of trichloroethylene. *Environ Sci Technol* 34:514–521
- Fennelly JP, Roberts AL (1998) Reaction of 1,1,1-trichloroethane with zero-valent metals and bimetallic reductants. *Environ Sci Technol* 32:1980–1988
- Ferrey ML, Wilkin RT, Ford RG, Wilson JT (2004) Nonbiological removal of *cis*-dichloroethylene and 1,1-dichloroethylene in aquifer sediment containing magnetite. *Environ Sci Technol* 38:1746–1752
- Field JA, Sierra-Alvarez R (2004) Biodegradability of chlorinated solvents and related chlorinated aliphatic compounds. *Rev Environ Sci Biotechnol* 3:185–254
- Fritsch JM, McNeill K (2005) Aqueous reductive dechlorination of chlorinated ethylenes with tetrakis(4-carboxyphenyl)porphyrin cobalt. *Inorg Chem* 44:4852–4861

- Gander JW, Parkin GF, Scherer MM (2002) Kinetics of 1,1,1-trichloroethane transformation by iron sulfide and a methanogenic consortium. *Environ Sci Technol* 36:4540–4546
- Gribble GW (2003) The diversity of naturally produced organohalogenes. *Chemosphere* 52:289–297
- Grieger KD, Fjordbøge A, Hartmann NB, Eriksson E, Bjerg PL, Baun A (2010) Environmental benefits and risks of zero-valent iron nanoparticles (nZVI) for in situ remediation: risk mitigation or trade-off? *J Contam Hydrol* 118:165–183
- Guerrero-Barajas C, Field JA (2005) Enhancement of anaerobic carbon tetrachloride biotransformation in methanogenic sludge with redox active vitamins. *Biodegradation* 16:215–228
- Hara J, Ito H, Suto K, Inoue C, Chida T (2005) Kinetics of trichloroethene dechlorination with iron powder. *Water Res* 39:1165–1173
- He Y, Su C, Wilson J, Wilkin R, Adair C, Lee T, Bradley P, Ferrey M (2009) Identification and characterization methods for reactive minerals responsible for natural attenuation of chlorinated organic compounds in ground water. EPA Report EPA 600/R-09/115
- He F, Zhao D, Paul C (2010a) Field assessment of carboxymethyl cellulose stabilized iron nanoparticles for in situ destruction of chlorinated solvents in source zones. *Water Res* 44:2360–2370
- He YT, Wilson JT, Wilkin RT (2010b) Impact of iron sulfide transformation on trichloroethylene degradation. *Geochim Cosmochim Acta* 74:2025–2039
- Hennebel T, Verhagen P, Simoen H, De Gussem B, Vlaeminck SE, Boon N, Verstraete W (2009) Remediation of trichloroethylene by bio-precipitated and encapsulated palladium nanoparticles in a fixed bed reactor. *Chemosphere* 76:1221–1225
- Huang K-C, Hoag GE, Chheda P, Woody BA, Dobbs GM (2002) Chemical oxidation of trichloroethylene with potassium permanganate in a porous medium. *Adv Environ Res* 7:217–229
- Janda V, Vasek P, Bizova J, Belohlav Z (2004) Kinetic models for volatile chlorinated hydrocarbons removal by zero-valent iron. *Chemosphere* 54:917–925
- Jeong HY, Hayes KF (2007) Reductive dechlorination of tetrachloroethylene and trichloroethylene by Mackinawite (FeS) in the presence of metals: reaction rates. *Environ Sci Technol* 41:6390–6396
- Jeong HY, Kim H, Hayes KF (2007) Reductive dechlorination pathways of tetrachloroethylene and trichloroethylene and subsequent transformation of their dechlorination products by Mackinawite (FeS) in the presence of metals. *Environ Sci Technol* 41:7736–7743
- Jho EH, Singhal N, Turner S (2010) Fenton degradation of tetrachloroethene and hexachloroethane in Fe(II) catalyzed systems. *J Hazard Mat* 184:234–240
- Kao CM, Huang KD, Wang JY, Chen TY, Chien HY (2008) Application of potassium permanganate as an oxidant for in situ oxidation of trichloroethylene-contaminated groundwater: a laboratory and kinetics study. *J Hazard Mat* 153:919–927
- Kennedy LG, Everett JW, Gonzales J (2006a) Assessment of biogeochemical natural attenuation and treatment of chlorinated solvents, Altus Air Force Base, Altus, Oklahoma. *J Contam Hydrol* 83:221–236
- Kennedy LG, Everett JW, Becvar E, DeFeo D (2006b) Field-scale demonstration of induced biogeochemical reductive dechlorination at Dover Air Force Base, Dover, Delaware. *J Contam Hydrol* 88:119–136
- Kepler F, Borchers R, Pracht J, Rheinberger S, Scholer HF (2002) Natural formation of vinyl chloride in the terrestrial environment. *Environ Sci Technol* 36:2479–2483
- Kim K, Guro MD (2005) Reaction of nonaqueous phase TCE with permanganate. *Environ Sci Technol* 39:9303–9308
- Lampron KJ, Chiu PC, Cha DK (2001) Reductive dehalogenation of chlorinated ethenes with elemental iron: the role of microorganisms. *Water Res* 35:3077–3084
- Lee W, Batchelor B (2002a) Abiotic reductive dechlorination of chlorinated ethylenes by iron-bearing soil minerals. 2. Green rust. *Environ Sci Technol* 36:5348–5354
- Lee W, Batchelor B (2002b) Abiotic reductive dechlorination of chlorinated ethylenes by iron-bearing soil minerals. 1. Pyrite and magnetite. *Environ Sci Technol* 36:5147–5154
- Lepom P, Brown B, Hanke G, Loos R, Quevauviller P, Wollgast J (2009) Needs for reliable analytical methods for monitoring chemical pollutants in surface water under the European Water Framework Directive. *J Chromatog A* 1216:302–315
- Liang X, Philp RP, Butler EC (2009) Kinetic and isotope analyses of tetrachloroethylene and trichloroethylene degradation by model Fe(II)-bearing minerals. *Chemosphere* 75:63–69
- Lien H-L, Zhang W-X (2001) Nanoscale iron particles for complete reduction of chlorinated ethenes. *Colloids Surf A* 191:97–105
- Lien H-L, Zhang W-X (2007) Nanoscale Pd/Fe bimetallic particles: catalytic effects of palladium on hydrodechlorination. *Appl Catal, B* 77:110–116
- Lin CJ, Liou YH, Lo S-L (2009) Supported Pd/Sn bimetallic nanoparticles for reductive dechlorination of aqueous trichloroethylene. *Chemosphere* 74:314–319
- Liu Y, Majetich SA, Tilton RD, Sholl DS, Lowry GV (2005) TCE dechlorination rates, pathways, and efficiency of nanoscale iron particles with different properties. *Environ Sci Technol* 39:1338–1345
- Lookman R, Bastiaens L, Borremans B, Maesen M, Gemoets J, Diels L (2004) Batch-test study on the dechlorination of 1,1,1-trichloroethane in contaminated aquifer material by zero-valent iron. *J Contam Hydrol* 74:133–144
- Ma C, Wu Y (2008) Dechlorination of perchloroethylene using zero-valent metal and microbial community. *Environ Geol* 55:47–54
- Mattes TE, Alexander AK, Coleman NV (2010) Aerobic biodegradation of the chloroethenes: pathways, enzymes, ecology and evolution. *FEMS Microbiol Rev* 34:445–475
- McCaughey KM, Pratt DA, Wilson SR, Shey J, Burkey TJ, van der Donk WA (2005) Properties and reactivity of chlorovinylcobalamin and vinylcobalamin and their implications for vitamin B12-catalyzed reductive dechlorination of chlorinated alkenes. *J Am Chem Soc* 127:1126–1136
- Mohn WW, Tiedje JM (1992) Microbial reductive dehalogenation. *Microbiol Rev* 56:482–507
- Moran MJ, Zogorski JS, Squillace PJ (2007) Chlorinated solvents in groundwater of the United States. *Environ Sci Technol* 41:74–81
- Nobre RCM, Nobre MMM (2004) Natural attenuation of chlorinated organics in a shallow sand aquifer. *J Hazard Mat* 110:129–137
- O'Loughlin EJ, Burris DR (2004) Reduction of halogenated ethanes by green rust. *Environ Toxicol Chem* 23:41–48
- O'Loughlin EJ, Burris DR, Delcomyn CA (1999) Reductive dechlorination of trichloroethene mediated by humic-metal complexes. *Environ Sci Technol* 33:1145–1147
- Orth WS, Gillham RW (1996) Dechlorination of trichloroethene in aqueous solution using Fe<sup>0</sup>. *Environ Sci Technol* 30:66–71
- Pant P, Pant S (2010) A review: advances in microbial remediation of trichloroethylene (TCE). *J Environ Sci* 22:116–126
- Parshetti GK, Doong RA (2009) Dechlorination of trichloroethylene by Ni/Fe nanoparticles immobilized in PEG/PVDF and PEG/nylon 66 membranes. *Water Res* 43:3086–3094
- Pham HT, Kitsuneduka M, Hara J, Suto K, Inoue C (2008) Trichloroethylene transformation by natural mineral pyrite: the deciding role of oxygen. *Environ Sci Technol* 42:7470–7475
- Qiang Z, Ben W, Huang C-P (2008) Fenton process for degradation of selected chlorinated aliphatic hydrocarbons exemplified by trichloroethylene, 1,1-dichloroethylene and chloroform. *Front Environ Sci Engin Chin* 2:397–409



- Riley RG, Szecsody JE, Sklarew DS, Mitroshkov AV, Gent PM, Brown CF, Thompson CJ (2010) Desorption behavior of carbon tetrachloride and chloroform in contaminated low organic carbon aquifer sediments. *Chemosphere* 79:807–813
- Ritter K, Odziemkowski MS, Simpragra R, Gillham RW, Irish DE (2003) An in situ study of the effect of nitrate on the reduction of trichloroethylene by granular iron. *J Contam Hydrol* 65:121–136
- Roberts AL, Totten LA, Arnold WA, Burris DR, Campbell TJ (1996) Reductive elimination of chlorinated ethylenes by zero-valent metals. *Environ Sci Technol* 30:2654–2659
- Scherer MM, Balko BA, Gallagher DA, Tratnyek PG (1998) Correlation analysis of rate constants for dechlorination by zero-valent iron. *Environ Sci Technol* 32:3026–3033
- Schroth MH, Oostrom M, Wietsma TW, Istok JD (2001) In situ oxidation of trichloroethene by permanganate: effects on porous medium hydraulic properties. *J Contam Hydrol* 50:79–98
- Seol Y, Schwartz FW (2000) Phase-transfer catalysis applied to the oxidation of nonaqueous phase trichloroethylene by potassium permanganate. *J Contam Hydrol* 44:185–201
- Song H, Carraway ER (2005) Reduction of chlorinated ethanes by nanosized zero-valent iron: kinetics, pathways, and effects of reaction conditions. *Environ Sci Technol* 39:6237–6245
- Song H, Carraway ER (2008) Catalytic hydrodechlorination of chlorinated ethenes by nanoscale zero-valent iron. *Appl Cat B* 78:53–60
- Song H, Carraway ER, Kim YH, Batchelor B, Jeon BH, Kim J (2008) Amendment of hydroxyapatite in reduction of tetrachloroethylene by zero-valent zinc: its rate enhancing effect and removal of Zn (II). *Chemosphere* 73:1420–1427
- Stiber NA, Pantazidou M, Small MJ (2004) Embedding expert knowledge in a decision model: evaluating natural attenuation at TCE sites. *J Hazard Mat* 110:151–160
- Teel AL, Warberg CR, Atkinson DA, Watts RJ (2001) Comparison of mineral and soluble iron Fenton's catalysts for the treatment of trichloroethylene. *Water Res* 35:977–984
- Tratnyek PG, Scherer MM, Deng B, Hu S (2001) Effects of natural organic matter, anthropogenic surfactants and model quinones on the reduction of contaminants by zero-valent iron. *Wat Res* 35:4435–4443
- Tsai TT, Kao CM, Yeh TY, Liang SH, Chien HY (2009) Application of surfactant enhanced permanganate oxidation and biodegradation of trichloroethylene in groundwater. *J Hazard Mat* 161:111–119
- Uchimiya M, Stone AT (2009) Reversible redox chemistry of quinones: Impact on biogeochemical cycles. *Chemosphere* 77:451–458
- Utsunomiya T, Yamane Y-I, Watanabe M, Sasaki K (2003) Stimulation of porphyrin production by application of an external magnetic field to a photosynthetic bacterium, *Rhodobacter sphaeroides*. *J Biosci Bioengin* 95:401–404
- van Pée K-H, Unversucht S (2003) Biological dehalogenation and halogenation reactions. *Chemosphere* 52:299–312
- Walter RK, Lin P-H, Edwards M, Richardson RE (2011) Investigation of factors affecting the accumulation of vinyl chloride in polyvinyl chloride piping used in drinking water distribution systems. *Water Res* 45:2607–2615
- Weerasooriya R, Dharmasena B (2001) Pyrite-assisted degradation of trichloroethene (TCE). *Chemosphere* 42:389–396
- Wei Z, Seo Y (2010) Trichloroethylene (TCE) adsorption using sustainable organic mulch. *J Hazard Mat* 181:147–153
- Wing MR (1999) Apparent first-order kinetics in the transformation of 1,1,1-trichloroethane in groundwater following a transient release. *Chemosphere* 34:771–781
- Wong MS, Alvarez PJJ, Y-I F, Akcin N, Nutt MO, Miller JT, Heck KN (2009) Cleaner water using bimetallic nanoparticle Catalysts. *J Chem Technol Biotechnol* 84:158–166
- Xiu Z-M, Gregory KB, Lowry GV, Alvarez PJJ (2010) Effect of bare and coated nanoscale zerovalent iron on *tceA* and *vcrA* gene expression in *Dehalococcoides* spp. *Environ Sci Technol* 44:7647–7651
- Yan YE, Schwarz FW (1999) Oxidative degradation and kinetics of chlorinated ethylenes by potassium permanganate. *J Contam Hydrol* 37:343–365
- Zemb O, Lee M, Low A, Mansfield M (2010) Reactive iron barriers: a niche enabling microbial dehalorespiration of 1,2-dichloroethane. *Appl Microbiol Biotechnol* 88:319–325
- Zhai X, Hua I, Rao PSC, Lee LS (2006) Cosolvent-enhanced chemical oxidation of perchloroethylene by potassium permanganate. *J Contam Hydrol* 82:61–74
- Zhang W-X (2003) Nanoscale iron particles for environmental remediation: an overview. *J Nanopart Res* 5:323–332
- Zhang N, Luo J, Blowers P, Farrell J (2008) Understanding trichloroethylene chemisorption to iron surfaces using density functional theory. *Environ Sci Technol* 42:2015–2020