

This is the peer reviewed version of the following article:

Hałuszczuk A., Babul N., Nierzwicki Ł., Przychodzeń W., General, Mild, and Metal-Free Functionalization of Indole and Its Derivatives Through Direct C3-Selenylation, EUROPEAN JOURNAL OF ORGANIC CHEMISTRY, Vol. 2019, Iss. 27 (2019), pp. 4411-4416,

which has been published in final form at <https://doi.org/10.1002/ejoc.201900632>. This article may be used for non-commercial purposes in accordance with Wiley Terms and Conditions for Use of Self-Archived Versions. This article may not be enhanced, enriched or otherwise transformed into a derivative work, without express permission from Wiley or by statutory rights under applicable legislation. Copyright notices must not be removed, obscured or modified. The article must be linked to Wiley's version of record on Wiley Online Library and any embedding, framing or otherwise making available the article or pages thereof by third parties from platforms, services and websites other than Wiley Online Library must be prohibited.

General, mild and metal-free functionalization of indole and its derivatives through direct C3-selenylation

Adam Hałuszczuk[‡], Natalia Babuł[‡], Łukasz Nierzwicki[†] and Witold

Przychodzeń^{*‡}

Mr A. Hałuszczuk, Ms N. Babuł, Mr Ł. Nierzwicki, Dr. W. Przychodzeń

[‡] Department of Organic Chemistry, Gdansk University of Technology,

Narutowicza St. 11/12, 80-233 Gdansk, Poland

[†] Department of Physical Chemistry, Gdansk University of Technology,

Narutowicza St. 11/12, 80-233 Gdansk, Poland

*e-mail: witprzyc@pg.edu.pl

TOC text:

Nature mimicking synthetic route allow for the preparation of C-3 indoyl selenoethers bearing labile functionalized alkyl substituents on selenium atom.

Key Topics: Indole chemistry, selenium, electrophilic substitution

ABSTRACT

A very mild method for the introduction of functionalized alkylselenyl group at C-3 position of the indole ring was developed. Proposed procedure consists of an electrophilic substitution of indole and its derivatives with bis(O,O-diisopropoxyphosphorothioyl) diselenide and subsequent cleavage of the P-Se bond with tetrabutylammonium fluoride in the presence of various electrophilic reagents. These method can be successfully applied, inter alia, for the preparation of amino acid and glucoside derivatives of 3-selenoindole.

INTRODUCTION

1
2
3
4
5
6
7
8
9
10
11
12
13
14
15
16
17
18
19
20
21
22
23
24
25
26
27
28
29
30
31
32
33
34
35
36
37
38
39
40
41
42
43
44
45
46
47
48
49
50
51
The indole ring is a structural motif that is widely distributed among the naturally occurring and synthetic bioactive compounds.[1] By way of example, indole-based natural anticarcinogens can be isolated from cruciferous vegetables or deep water plants [2-3] while its derivatives obtained synthetically are commonly used as pharmaceuticals of diverse biological activities. For instance, oxindoles [4] are used as antimicrobial agents, while 2-arylindoles are COX-2 inhibitors, reducing the inflammation and pain.[5] Among them, 3-sulfenylated and 3-selenylated indoles are found to exhibit anticancer and anti-HIV activity. [6-10]. This ubiquity of indole across pharmaceuticals and natural products qualifies it as an attractive scaffold for novel drug development.

24
25
26
27
28
29
30
31
32
33
34
35
36
37
38
39
40
41
42
43
44
45
46
47
48
49
50
51
Various synthetic methods for indole selenylation have been reported. Over the past few years, synthetic methods for the preparation of indoyl selenides have been drastically improved, but the reaction of indole with diorganyl diselenide in basic conditions remains the most common pathway. [11] Other commonly used selenylation methods are electrophilic substitution with organoselenium halides or phthalimides [12-15] and copper-catalyzed reaction with diorganyl diselenides [16]. However, despite their advantages, these methods have one common drawback: all methods require the usage of diaryl or dialkyl diselenides, and especially the preparation of the latter might be the major challenge of the synthetic procedure. Most of these reported procedures focus on the usage of diaryl diselenides, among which diphenyl diselenide is being the one most commonly used, [17-22] and thus omit the discussion of the difficulties related to the diselenide preparation. An alternative method of the synthesis involves the reaction of indole with *in-situ* prepared cyanogen triselenide, which is highly toxic. Obtained 3-selenocyanatoindole can be further reduced using



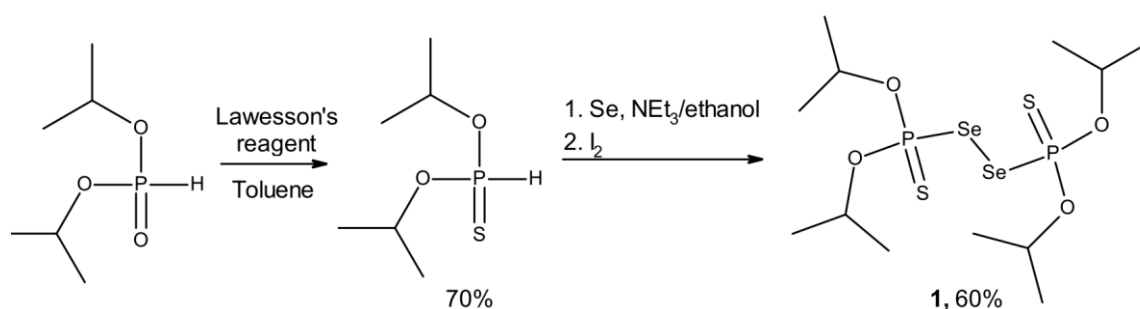
1 NaBH₄, finally forming sodium selenolate that can be used in the reaction with
2 electrophiles (eg. alkyl halides) to form indoylethyl selenoethers. [23] Finally, metal-
3 catalyzed indole and 5-deazapurine selenylation reactions were reported,
4 although harsh conditions of the processes (temperature ~110 °C) limit their
5 application in the synthesis. [24-27]
6
7
8
9
10

11 As stated before, great deal of attention has been lately paid to synthesis
12 of indoylethyl thio- and selenoethers due to their potent therapeutic value. The most
13 prominent (and well known bioactive) group of indoylethyl thio- and selenoethers
14 contain aryl substituents on the chalcogen atom, eg. tubulin polymerization
15 inhibitors or PPAR gamma agonists.[28,29] The popularity of these scaffold is
16 due to the simplicity of the synthesis of aryl diselenides, which are used to
17 incorporate thio- and selenoaryl substituent into indole ring.[16] The recently
18 developed anti-HIV agents [10] composed of an indole ring bearing alkylselenyl
19 substituents shows that there is an urgent need to develop a simple and general
20 path for the synthesis of these potentially bioactive compounds.
21
22
23
24
25
26
27
28
29
30
31
32
33
34
35

36 According to the known metabolic pathway, the selenium incorporation
37 into bioorganic compounds takes place with the participation of the
38 selenophosphate [30]. Inspired by nature, we decided to examine the
39 selenylation efficiency of indoles by selenophosphate analogue, namely,
40 bis(O,O-diisopropoxyphosphorothioyl) diselenide **1**. In present work we report
41 easy, selective and efficient method for introduction of protected selenole group
42 into indole scaffold. The formed indole O,O-diisopropoxyphosphorothioylselenyl
43 derivatives possess hydrolyzable Se-P bond, which can be selectively
44 deprotected in the presence of electrophilic substrate. Thus, our synthetic route
45 offers an efficient method to synthesize various alkyl selenoindoles, such as
46
47
48
49
50
51



1
2
3
4
5
6
7
8
9
10
11
12
13
14
15
16
17
18
19
20
21
22
23
24
25
26
27
28
29
30
31
32
33
34
35
36
37
38
39
40
41
42
43
44
45
46
47
48
49
50
51
alkyl, aryl or acyl. The most prominent advantage of our method is mild reaction conditions, which allow us to obtain susceptible selenoindole derivatives, such as Se-(3-indolyl)-L-selenocysteine, an example of unnatural tryptophan-alike derivatives which are of a broad interest,[31-33] or 3-indolyl β -selenoglycosides that can be used as a glycosidase inhibitors.[34] The preparation of mentioned compounds would be difficult or even impossible with currently known methods of the selenoindole derivative synthesis. We also examine the scope of our synthetic procedure, showing that our method is suitable to efficiently introduce selenoether group not only into indole rings with various substituents, but also into 7-deazapurine derivatives, which are known to exhibit a significant cytostatic effect.[35] Bis(O,O-diisopropoxyphosphorothioyl) diselenide **1** used as selenium source is a crystalline, non hygroscopic, moisture, temperature and light stable solid with a long shelf life (it can be stored on shelf for 10 years without significant traces of degradation). It is also easy to prepare from readily available O,O-diisopropyl *H*-phosphonate (Scheme 1). [36]



Scheme 1. Preparation of bis(O,O-diisopropoxyphosphorothioyl) diselenide **1**

RESULTS AND DISCUSSION

Our research was focused on the development of an effective method for electrophilic selenylation of indole rings. For this purpose we used bis(O,O-diisopropoxyphosphorothioyl) diselenide **1**, which we have previously shown to

1
2
3
4
5
6
7
8
9
10
11
12
13
14
15
16
17
18
19
20
21
22
23
24
25
26
27
28
29
30
31
32
33
34
35
36
37
38
39
40
41
42
43
44
45
46
47
48
49
50
51
be an easy to handle and stable source of electrophilic selenium. The initial reactions were performed using O,O-diisopropoxyphosphorothioylselenenyl bromide generated *in-situ* in the reaction of **1** with bromide at -78 °C in DCM followed by its reaction with indole. This method led us to obtain the desired product **2a**, however, in poor yields (12-15%). Suspecting that low yields were caused by a low nucleophilicity of indole moiety, we decided to increase indole nucleophilicity by the deprotonation of pyrrole ring instead of increasing the selenide electrophilicity. Treatment of indole with **1** in the presence of DBU in DCM at room temperature gave 3-selenylated indole **2a** in an almost quantitative yield. Addition of iodine allowed us to reduce the amount of **1** to 0.5 eq. and thereby increase selenium atom economy to 100%.

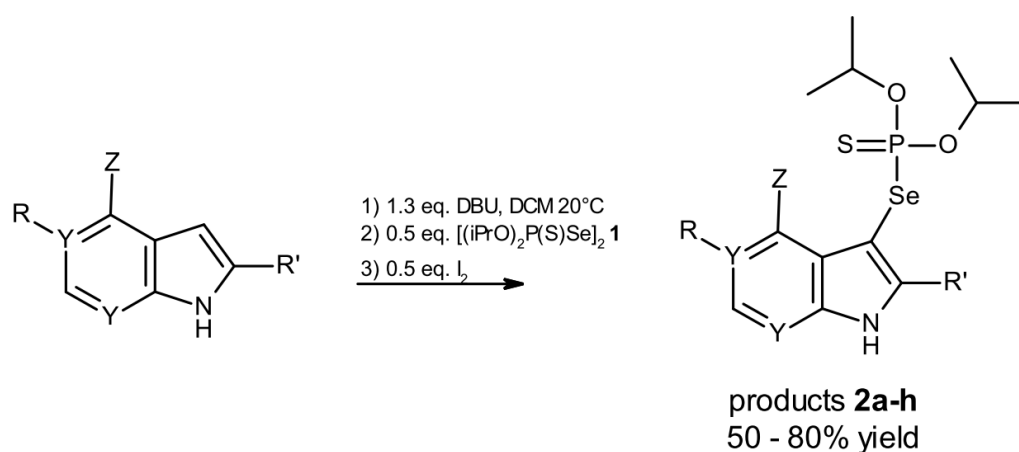
We then proceed to examine the suitability of this procedure (Table 1) for selenylation of substituted indoles. All tested compounds underwent selenylation at 3-position exclusively. We also successfully applied our selenylation procedure for 7-deazapurines, which are structurally similar to nucleobases, but share the same structure of the pyrrole ring with indole. Here we also observed only one product with the selenophosphate group attached to 7-position. The reaction yields of obtained products **2a-h** are shown in Table 1. To further examine the scope of our method, we performed the same procedure for other activated aromatic systems, such as carbazole, dibenzazepine, pyrrole, furan, thiophene and benzotriazole. In most cases we either observed only trace amount of product (furan and thiophene) or did not observe formation of any product at all (carbazole and dibenzazepine). On the other hand, reaction with pyrrole anion led to multiple products, and in case of benzotriazole the reaction went through N-phosphorothioylation accompanied with a loss of selenium to



1
2
3
4
5
6
7
8
9
10
11
12
13
14
15
16
17
18
19
20
21
22
23
24
25
26
27
28
29
30
31
32
33
34
35
36
37
38
39
40
41
42
43
44
45
46
47
48
49
50
51
52

give benzotriazol-1-yl-phosphonothioic acid O,O-diisopropyl ester as the sole product. The reaction of **1** with indole also did not proceed in the absence of DBU. These results further emphasize that additional activation of electron-rich aromatic ring is indispensable for the reaction with poorly electrophilic diselenide **1** and provide that our procedure leads selectively to C-selenylation of a pyrrole ring.

Table 1. Synthesis of 3-[(O,O-diisopropoxyphosphorothioyl)seleno]indoles **2a-2h** using bis(O,O-diisopropoxyphosphorothioyl) diselenide **1**

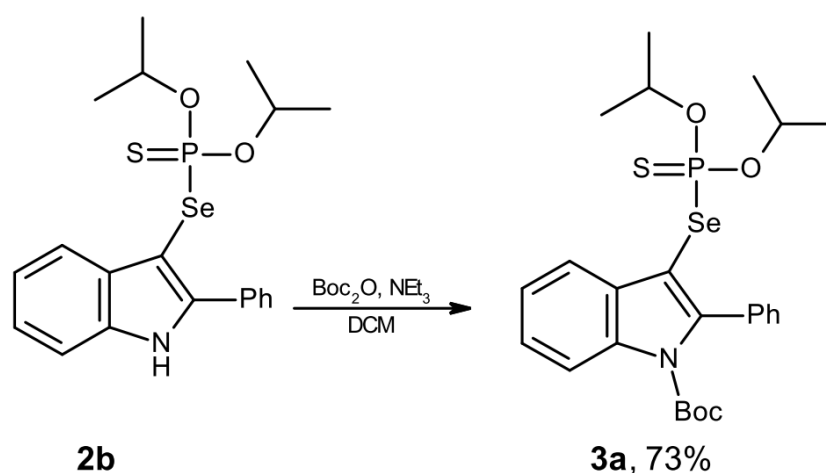


	R	R'	Y	Z	yield
2a	H	H	C	H	75%
2b	H	Ph	C	H	78%
2c	Br	H	C	H	56%
2d	Cl	H	C	H	66%
2e	F	H	C	H	80%
2f	CN	H	C	H	60%
2g	-	H	N	Cl	50%
2h	-	H	N	OMe	67%



*Yields are given for isolated products.

Encouraged by the efficacy of the selenylation process we tried to deprotect the selenide **2b** [37] through the selective cleavage of P-Se bond. To select an appropriate nucleophilic agent for this reaction, we examined the efficiency of the thiophosphate removal from S-(2,4-dinitrophenyl) phosphorodithioic acid O,O-diisopropyl ester as a model compound. Our model compound reacted with nucleophiles, forming colorful 2,4-dinitrobenzenethiolate as a product. We examined the cleavage of P-S bond with ammonium fluoride, tetrabutylammonium hydroxide (TBAOH), tetrabutylammonium fluoride (TBAF), ammonia, dimethylamine, sodium methanolate, DBU, potassium hydroxide, potassium trimethylsilanolate, N-methylmorpholine N-oxide and sodium propionaldehyde oximate. Similarly as in case of phosphoselenenic acid Se-esters,[38] here also only TBAF caused the rapid appearance of the intensive color of the thiolate.



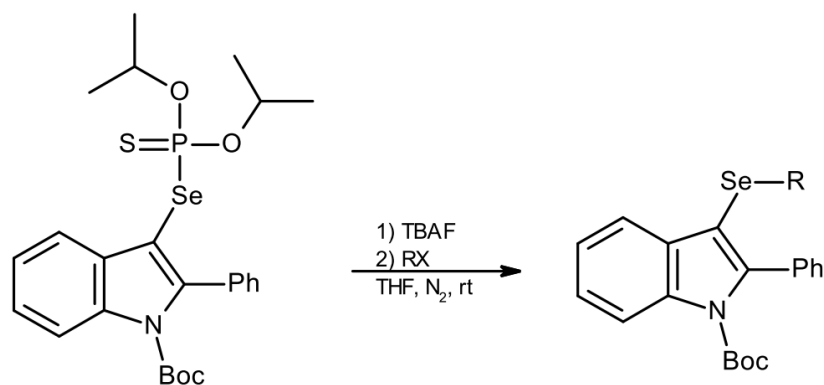
Scheme 2. *Tert*-butoxycarbonylation of **2b**

However, it turned out that the reaction of TBAF with **2b** in DCM in the presence of methyl iodide led to the formation of multiple products. We assumed that the side reactions could be initiated by the removal of the acidic N-H proton from

1 pyrrole ring under the basic reaction conditions. Therefore we decided to protect
2 the pyrrole nitrogen atom with Boc group. After *N*-Boc protection of **2b** (Scheme
3
4
5 2) the reaction with TBAF proceeded to give exclusively the product of P-Se
6
7 cleavage. We determined the amount of TBAF needed for the full and rapid
8
9 deprotection of selenole to be 1.8 eq by TLC analysis of the reaction mixtures
10
11 (Table S1). When reaction was performed in DCM in the presence of methyl
12
13 iodide as the terminating electrophile only desired product **4a** was formed.
14
15 Surprisingly, the same reaction with benzyl bromide led to the mixture of **4c** and
16
17 chloromethylated derivative. Moreover when n-butyl bromide was used as an
18
19 electrophile, generated selenolate reacted with DCM exclusively to give Se-
20
21 chloromethylated product instead of **4d**. Thus, to suppress the unwanted side
22
23 reaction caused by the solvent, we changed reaction environment to THF, what
24
25 allowed us to perform reactions with other less reactive electrophilic agents. In
26
27 case of compounds **4i** and **4k** the yield was poor and we observed multiple
28
29 products formation, including diselenides and *N*-Boc dehydroalanine methyl ester
30
31 as selenolates oxidation and *O*-tosyl serine elimination products, respectively. To
32
33 avoid this undesired side-reactions, we added ascorbic acid to buffer the reaction
34
35 mixture and ensure reducing conditions. This procedures (Procedure A and B in
36
37 experimental part) allowed us to obtain products **4a-4l** (Table 2) in yields from
38
39 71% to 93%.

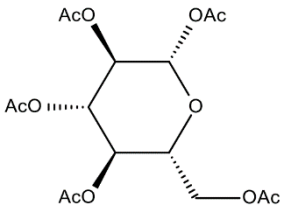
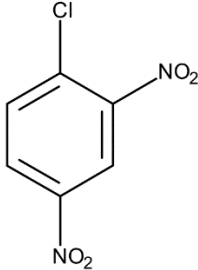
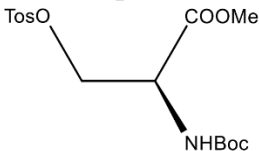
40
41
42
43
44
45
46
47
48
49 Table 2 Synthesis of Se-substituted *N*-tert-butoxycarbonyl-3-selenoindoles **4a-4l**
50
51





3a

products **4a-4l**
71 - 93% yield

	RX	yield		RX	yield
4a	CH ₃ I	80%	4g	Cl(CH ₂) ₄ Br	77%
4b	(CH ₃) ₂ CHI	79%	4h	ClCH ₂ COOCH ₂ CH ₃	78%
4c	BnBr	86%	4i*		85%
4d	n-BuBr	93%	4j		78%
4e	CH ₂ =CHCH ₂ Br	71%	4k*		90%
4f	ClCH ₂ (CH ₂) ₂ CN	76%	4l	BrCH ₂ C(O)CH ₃	75%

* compounds 4i and 4k were prepared according to procedure B, other compounds were

prepared following the procedure A.

CONCLUSIONS

In summary, we have developed an efficient method for the C(3) selenylation of indole and its analogues using bis(O,O-



1 diisopropoxyphosphorothioyl) diselenide 1 as selenium source and TBAF as
2 nucleophilic reagent for P-Se bond cleavage, followed by treating the resulting
3 selenolate with a variety of electrophiles. Due to a mild conditions, this
4 selenylation can be successfully performed in the presence of a simple functional
5 groups, such as halides, nitriles and ethers. We show that this procedure is also
6 suitable to functionalize 7-deazapurines, allowing to synthesize a novel purine
7 analogues. Reaction products were obtained under mild reaction conditions, with
8 high yields and under short reaction times. Finally, we were able to obtain
9 selenoindoyl derivatives of amino acid and glycoside which can be used as a
10 scaffold for a new class of bioactive compounds.
11
12
13
14
15
16
17
18
19
20
21
22
23
24
25

26 **EXPERIMENTAL SECTION**

27 **General information:**

28
29
30
31 The products were purified using column chromatography on silica gel (60 Å,
32 230-400 mesh). NMR spectra were recorded on a Bruker AVANCE 400 MHz
33 spectrometer, operating at 400 MHz (¹H NMR), 100 MHz (¹³C NMR), 160 MHz
34 (³¹P NMR) and 80 MHz (⁷⁷Se NMR) in CDCl₃ as a solvent. All NMR spectra are
35 included in supporting information. Multiplicities were marked as: s (singlet), d
36 (doublet), t (triplet), q (quartet), quint (quintet), hept (heptet), m (multiplet), app. t
37 (apparent triplet). High resolution mass spectra were recorded on a Waters
38 XEVO-G2 XS Q-TOF mass spectrometer equipped with an electrospray ion
39 source.
40
41
42
43
44
45
46
47
48
49
50
51

52 **General procedure for thiophosphoselenylation of indoles, compounds 2a-**

53 **h**



1 To a solution of indole (0.2 g, 1.71 mmol) in 10 ml of dry DCM was added DBU
2 (335 μ l, 2.24 mmol). To the resulting solution was added bis(O,O-
3 diisopropoxyphosphorothioyl) diselenide **1** (0.447 g, 0.86 mmol) in DCM (2 ml).
4 The reaction mixture was then stirred for 5 min at room temperature and 0.6M
5 solution of iodine in DCM (1.45 ml, 0.87 mmol) was added. After complete
6 consumption of the starting material, as monitored by TLC, the reaction mixture
7 was diluted with 40 ml of DCM and washed with a 5% citric acid solution (20 ml),
8 a 10% sodium thiosulfate solution (20 ml) and water (20 ml). The organic layer
9 was dried over MgSO₄ and concentrated in vacuo. The product was purified by
10 silica gel column chromatography (hexane:EtOAc; 10:1) to give compounds **2a-h**
11 as white solids.
12
13
14
15
16
17
18
19
20
21
22
23
24
25
26
27
28

29 **Procedure for the synthesis of N-tertbutoxycarbonyl-3-[(O,O-**
30 **diisopropoxyphosphorothioyl)seleno]-2-phenylindole, compound 3a**

31 To a solution of **2b** (3 g, 7 mmol) in 30 ml of dry DCM was added di-*tert*-butyl
32 dicarbonate (4.8 g, 22 mmol) and DMAP (0.086g, 0.7 mmol). The reaction
33 mixture was stirred for 5 hours at room temperature under nitrogen atmosphere.
34 The product was purified by silica gel column chromatography (hexane:EtOAc;
35 25:1) to give compound **3a** as slightly yellow oil which solidified upon standing.
36
37
38
39
40
41
42
43
44
45
46
47
48
49
50
51

General procedure for the synthesis of Se-substituted (Procedure A)

N-tertbutoxycarbonyl-3-seleno-2-phenylindole, compounds 4a-h, 4j, 4l

Compound **3a** (100 mg, 0.18 mmol) was diluted in 2 ml of anhydrous THF under nitrogen atmosphere. Electrophilic reagent (0.198 mmol) was placed into a reaction flask and then was added 0.1M tetrabutylammonium fluoride (330 μ l,



1
2
3
4
5
6
7
8
9
0.33 mmol). The reaction mixture was stirred for 10 minutes and monitored by
10
11
12
13
14
15
16
17
18
19
20
21
22
23
24
25
26
27
28
29
30
31
32
33
34
35
36
37
38
39
40
41
42
43
44
45
46
47
48
49
50
51
TLC. The product was purified by silica gel column chromatography
(hexane:chloroform; 5:1) to give compounds **4a-h**, **4j**, **4l**.

**General procedure for the synthesis of Se-substituted (Procedure B) N-
tertbutoxycarbonyl-3-seleno-2-phenylindole, compounds 4i, 4k**

Compound **3a** (100 mg, 0.18 mmol) was dissolved in anhydrous THF (1 ml)
under nitrogen atmosphere and 0.1M tetrabutylammonium fluoride (330 μ l, 0.33
mmol) was added. The reaction mixture turned yellow immediately and, after 5
min of stirring, a suspension of finely grinded ascorbic acid (32 mg, 0.18 mmol)
in 1 ml of anhydrous THF was added. After stirring for 1 min a solution of
electrophilic reagent (0.198 mmol) in 1 ml of anhydrous THF was added. The
reaction mixture was stirred for 30 minutes and monitored by TLC. The product
was purified by silica gel column chromatography (1:1 n-hexane/chloroform) to
give pure compound **4k**.

In case of compound **4i**, the crude product was dissolved in 15 ml of ethyl
acetate and the solution was filtered through thin silica pad (2g of SiO₂). The
silica pad was additionally washed with 5 ml of ethyl acetate and washings were
concentrated. The resulting residue was dissolved in acetone (3 ml) and 80 mg
of thiourea was added to remove unreacted 2,3,4,6-Tetra-O-acetyl- α -D-
glucopyranosyl bromide. The mixture was heated to reflux for 5 min, cooled to rt
and concentrated in vacuo. The product was purified by silica gel column
chromatography (1:1 n-hexane/chloroform) to give compound **4i** with a purity of
approximately 90% (as determined by ¹H NMR).



1 **Caution:** Special care should be taken during operating and disposal of
2 chromatographic fractions containing (iPrO)₂PSF due to its potential neurotoxic
3 effects. For this reason, fractions not containing products **4** were collected and
4 neutralized by passing through a short pad of silica gel pretreated with Cu-
5 TMEDA complex. **[39,40]**
6
7
8
9

10 **3-[(O,O-diisopropoxyphosphorothioyl)seleno]indole (2a)**

11
12
13
14
15
16
17 δ H(400 MHz; CDCl₃; Me₄Si) 8.50 (1H, br s), 7.73-7.76 (1H, m), 7.37-7.47 (2H,
18 m), 7.18-7.27 (2H, m), 4.80-4.93 (2H, hpt, J = 6 Hz, OCH), 1.28 (12H, 2 x d, J =
19 6 Hz, CH₃). δ C(100 MHz; CDCl₃; Me₄Si) 135.9, 130.9, 130.9, 129.9, 129.8,
20 122.8, 122.0, 120.75, 120.7, 120.5, 119.8, 111.3, 96.6 (d, ²J_{CP} = 8.4 Hz, C3),
21 73.8, 73.6, 23.8, 23.7, 23.5, 23.4. δ P(160 MHz; CDCl₃; H₃PO₄) 79.2 (s, and Se
22 satellites: ¹J_{PSe} = 498 Hz). HRMS (ESI): calcd for C₁₄H₂₁NO₂PSSe [M+H]⁺:
23 378.0190, found: 378.0218.
24
25
26
27
28
29
30
31
32
33
34
35

36 **3-[(O,O-diisopropoxyphosphorothioyl)seleno]-2-phenylindole (2b)**

37
38
39 Colourless crystals, mp: 111 °C (from ethyl acetate/n-hexane). δ H(400 MHz;
40 CDCl₃; Me₄Si) 11.00 (1H, br s), 8.00 (2H, m), 7.80 (1H, m), 7.41-7.53 (4H, m),
41 7.17-7.25 (2H, m), 4.65-4.75 (2H, hpt, J = 6 Hz, OCH), 1.15 (12H, 2 x d, J = 6 Hz,
42 CH₃). δ C(100 MHz; CDCl₃; Me₄Si) 142.5, 142.4, 135.9, 132.2, 132.1, 129.2,
43 129.1, 128.6, 128.5, 123.0, 121.5, 121.0, 111.0, 95.2 (d, ²J_{CP} = 8.3 Hz, C3), 73.5,
44 73.4, 23.7, 23.6, 23.4, 23.3. δ P(160 MHz; CDCl₃; H₃PO₄) 79.4 (s, and Se
45 satellites: ¹J_{PSe} = 504 Hz). δ Se(80 MHz; CDCl₃; (PhSe)₂) 272.2 (d, ¹J_{SeP} = 507
46 Hz). HRMS (ESI): calcd for C₂₀H₂₅NO₂PSSe [M+H]⁺: 454.0503, found:
47 454.0528.
48
49
50
51
52



1
2
3
4
5
6
7
8
9
10
11
12
13
14
15
16
17
18
19
20
21
22
23

5-Bromo-3-[(O,O-diisopropoxyphosphorothioyl)seleno]indole (2c)

24
25
26
27
28
29
30
31
32
33
34
35
36
37
38
39
40
41
42
43
44
45
46
47
48
49
50
51

δ H(400 MHz; CDCl₃; Me₄Si) 8.50 (1H, br s, H1), 7.90 (1H, m), 7.45 (1H, m), 7.27-7.35 (2H, m), 4.82-4.94 (2H, hpt, J = 6 Hz, OCH), 1.29 (12H, 2 x d, J = 6 Hz, CH₃). δ C(100 MHz; CDCl₃; Me₄Si) 134.6, 132.0 (d, ³J_{CP} = 5 Hz, C2), 131.7 (d, ³J_{CP} = 1 Hz, C9), 125.8, 123.4, 114.1, 112.6, 96.6 (d, ²J_{CP} = 8.4 Hz, C3), 73.8, 73.6, 23.8, 23.7, 23.5, 23.4. HRMS (ESI): calcd for C₁₄H₂₀BrNO₂PSSe [M+H]⁺: 455.9295, found: 455.9290.

5-Chloro-3-[(O,O-diisopropoxyphosphorothioyl)seleno]indole (2d)

24
25
26
27
28
29
30
31
32
33
34
35
36
37
38
39
40
41
42
43
44
45
46
47
48
49
50
51

δ H(400 MHz; CDCl₃; Me₄Si) 8.50 (1H, br s), 7.75 (1H, m), 7.45-7.48 (1H, dd, ¹J = 3.8 Hz, ²J = 2.7 Hz), 7.32-7.35 (1H, d, J = 9 Hz), 7.19-7.23 (1H, dd, ¹J = 2 Hz, ²J = 8.6 Hz), 4.82-4.94 (2H, hpt, J = 6 Hz, OCH), 1.29 (12H, 2 x d, J = 6 Hz, CH₃). δ C(100 MHz; CDCl₃; Me₄Si) 134.3, 132.2 (d, ³J_{CP} = 5 Hz, C2), 131.1, 126.6, 123.3, 120.3, 112.4, 96.5 (d, ²J_{CP} = 8.3 Hz, C3), 73.9, 73.8, 23.8, 23.7, 23.5, 23.4.

HRMS (ESI): calcd for C₁₄H₂₀ClNO₂PSSe [M+H]⁺: 411.9801, found: 411.9802.

3-[(O,O-diisopropoxyphosphorothioyl)seleno]-5-fluoroindole (2e)

24
25
26
27
28
29
30
31
32
33
34
35
36
37
38
39
40
41
42
43
44
45
46
47
48
49
50
51

δ H(400 MHz; CDCl₃; Me₄Si) 8.50 (1H, br s), 7.28-7.52 (3H, m), 6.95-7.05 (1H, m), 4.82-4.94 (2H, hpt, J = 6 Hz, OCH), 1.29 (12H, 2 x d, J = 6 Hz, CH₃). δ C(100 MHz; CDCl₃; Me₄Si) 158.6 (d, ¹J_{CF} = 236 Hz, C5), 132.7 (d, ⁴J_{CP} = 5 Hz, C2), 132.4 (C8), 131.2 (dd, ³J_{CF} = 5 Hz, ³J_{CP} = 1 Hz, C9), 112.2 (d, ³J_{CF} = 10 Hz, C7), 111.4 (d, ²J_{CF} = 27 Hz, C4), 105.5 (d, ²J_{CF} = 24 Hz, C6), 96.5 (dd, ²J_{CP} = 8.4 Hz,



$^4J_{CF} = 5.0$ Hz, C3), 73.8, 73.6, 23.8, 23.7, 23.5, 23.4. HRMS (ESI): calcd for $C_{14}H_{19}FNO_2PSSe$ $[M+H]^+$: 396.0096, found: 396.0120.

5-Cyano-3-[(O,O-diisopropoxyphosphorothioyl)seleno]indole (2f)

δH (400 MHz; $CDCl_3$; Me_4Si) 8.90 (1H, br s), 8.14 (1H, s), 7.55 (1H, dd, $^1J = 2.5$ Hz, $^2J = 3$ Hz), 7.49 (2H, d, $J = 1$ Hz), 4.82-4.94 (2H, hpt, $J = 6$ Hz, OCH), 1.29 (12H, 2 x d, $J = 6$ Hz, CH_3). δC (100 MHz; $CDCl_3$; Me_4Si) 137.7, 133.0 (d, $^3J_{CP} = 5.5$ Hz, C2), 129.9, 126.4 125.7, 120.2, 112.4, 104.0, 97.9 (d, $^2J_{CP} = 8.4$ Hz, C3), 73.8, 73.6, 23.8, 23.7, 23.5, 23.4. HRMS (ESI): calcd for $C_{15}H_{19}N_2O_2PSSeNa$ $[M+Na]^+$: 424.9962, found: 424.9980.

6-Chloro-3-[(O,O-diisopropoxyphosphorothioyl)seleno]-7-deazapurine (2g)

δH (400 MHz; $CDCl_3$; Me_4Si) 11.30 (1H, br s), 8.80 (1H, s), 7.75 (1H, d, $J = 3.5$ Hz), 4.87-4.97 (2H, hpt, $J = 6$ Hz, OCH), 1.33 (12H, 2 x d, $J = 6$ Hz, CH_3). δC (100 MHz; $CDCl_3$; Me_4Si) 153.2, 152.3, 150.55, 133.7 (d, $^3J_{CP} = 5.65$ Hz, C2), 117.6 (d, $^3J_{CP} = 1.7$ Hz, C9), 95.6 (d, $^2J_{CP} = 8.6$ Hz, C3), 74.3, 74.2, 23.8, 23.7, 23.5, 23.4. δP (160 MHz; $CDCl_3$; H_3PO_4) 78.5 (s, and Se satellites: $^1J_{PSe} = 469$ Hz). HRMS (ESI): calcd for $C_{12}H_{17}ClN_3O_2PSSe$ $[M+H]^+$: 413.9705, found: 413.9714.

6-Methoxy-3-[(O,O-diisopropoxyphosphorothioyl)seleno]-7-deazapurine (2h)

δH (400 MHz; $CDCl_3$; Me_4Si) 12.30 (1H, br s), 8.50 (1H, s), 7.49 (1H, d, $J = 3.5$ Hz), 4.85-4.95 (2H, hpt, $J = 6$ Hz, OCH), 4.15 (3H, s, OCH_3), 1.32 (12H, 2 x d, $J = 6$ Hz, CH_3). δC (100 MHz; $CDCl_3$; Me_4Si) 163.7, 152.2, 150.6, 129.6 (d, $^3J_{CP} =$



1
2
3
4
5
6
7
8
9
10
11
12
13
14
15
16
17
18
19
20
21
22
23
24
25
26
27
28
29
30
31
32
33
34
35
36
37
38
39
40
41
42
43
44
45
46
47
48
49
50
51
52
53
54
55
56
57
58
59
60
61
62
63
64
65
66
67
68
69
70
71
72
73
74
75
76
77
78
79
80
81
82
83
84
85
86
87
88
89
90
91
92
93
94
95
96
97
98
99
100
101
102
103
104
105
106
107
108
109
110
111
112
113
114
115
116
117
118
119
120
121
122
123
124
125
126
127
128
129
130
131
132
133
134
135
136
137
138
139
140
141
142
143
144
145
146
147
148
149
150
151
152
153
154
155
156
157
158
159
160
161
162
163
164
165
166
167
168
169
170
171
172
173
174
175
176
177
178
179
180
181
182
183
184
185
186
187
188
189
190
191
192
193
194
195
196
197
198
199
200
201
202
203
204
205
206
207
208
209
210
211
212
213
214
215
216
217
218
219
220
221
222
223
224
225
226
227
228
229
230
231
232
233
234
235
236
237
238
239
240
241
242
243
244
245
246
247
248
249
250
251
252
253
254
255
256
257
258
259
260
261
262
263
264
265
266
267
268
269
270
271
272
273
274
275
276
277
278
279
280
281
282
283
284
285
286
287
288
289
290
291
292
293
294
295
296
297
298
299
300
301
302
303
304
305
306
307
308
309
310
311
312
313
314
315
316
317
318
319
320
321
322
323
324
325
326
327
328
329
330
331
332
333
334
335
336
337
338
339
340
341
342
343
344
345
346
347
348
349
350
351
352
353
354
355
356
357
358
359
360
361
362
363
364
365
366
367
368
369
370
371
372
373
374
375
376
377
378
379
380
381
382
383
384
385
386
387
388
389
390
391
392
393
394
395
396
397
398
399
400
401
402
403
404
405
406
407
408
409
410
411
412
413
414
415
416
417
418
419
420
421
422
423
424
425
426
427
428
429
430
431
432
433
434
435
436
437
438
439
440
441
442
443
444
445
446
447
448
449
450
451
452
453
454
455
456
457
458
459
460
461
462
463
464
465
466
467
468
469
470
471
472
473
474
475
476
477
478
479
480
481
482
483
484
485
486
487
488
489
490
491
492
493
494
495
496
497
498
499
500
501
502
503
504
505
506
507
508
509
510
511
512
513
514
515
516
517
518
519
520
521
522
523
524
525
526
527
528
529
530
531
532
533
534
535
536
537
538
539
540
541
542
543
544
545
546
547
548
549
550
551
552
553
554
555
556
557
558
559
560
561
562
563
564
565
566
567
568
569
570
571
572
573
574
575
576
577
578
579
580
581
582
583
584
585
586
587
588
589
590
591
592
593
594
595
596
597
598
599
600
601
602
603
604
605
606
607
608
609
610
611
612
613
614
615
616
617
618
619
620
621
622
623
624
625
626
627
628
629
630
631
632
633
634
635
636
637
638
639
640
641
642
643
644
645
646
647
648
649
650
651
652
653
654
655
656
657
658
659
660
661
662
663
664
665
666
667
668
669
670
671
672
673
674
675
676
677
678
679
680
681
682
683
684
685
686
687
688
689
690
691
692
693
694
695
696
697
698
699
700
701
702
703
704
705
706
707
708
709
710
711
712
713
714
715
716
717
718
719
720
721
722
723
724
725
726
727
728
729
730
731
732
733
734
735
736
737
738
739
740
741
742
743
744
745
746
747
748
749
750
751
752
753
754
755
756
757
758
759
760
761
762
763
764
765
766
767
768
769
770
771
772
773
774
775
776
777
778
779
780
781
782
783
784
785
786
787
788
789
790
791
792
793
794
795
796
797
798
799
800
801
802
803
804
805
806
807
808
809
810
811
812
813
814
815
816
817
818
819
820
821
822
823
824
825
826
827
828
829
830
831
832
833
834
835
836
837
838
839
840
841
842
843
844
845
846
847
848
849
850
851
852
853
854
855
856
857
858
859
860
861
862
863
864
865
866
867
868
869
870
871
872
873
874
875
876
877
878
879
880
881
882
883
884
885
886
887
888
889
890
891
892
893
894
895
896
897
898
899
900
901
902
903
904
905
906
907
908
909
910
911
912
913
914
915
916
917
918
919
920
921
922
923
924
925
926
927
928
929
930
931
932
933
934
935
936
937
938
939
940
941
942
943
944
945
946
947
948
949
950
951
952
953
954
955
956
957
958
959
960
961
962
963
964
965
966
967
968
969
970
971
972
973
974
975
976
977
978
979
980
981
982
983
984
985
986
987
988
989
990
991
992
993
994
995
996
997
998
999
1000

5.77 Hz, C2), 107.1 (d, $^3J_{CP} = 2.0$ Hz, C9), 94.2 (d, $^2J_{CP} = 8.4$ Hz, C3), 73.8, 73.7, 53.8, 23.8, 23.7, 23.4, 23.3. $\delta P(160$ MHz; $CDCl_3$; H_3PO_4) 78.8 (s, and Se satellites: $^1J_{PSe} = 484$ Hz). HRMS (ESI): calcd for $C_{13}H_{20}N_3O_3PSSe$ $[M+H]^+$: 410.0201, found: 410.0187.

***N*-tertbutoxycarbonyl-3-[(*O,O*-diisopropoxyphosphorothioyl)seleno]-2-phenylindole (3a)**

$\delta H(400$ MHz; $CDCl_3$; Me_4Si) 8.26 (1H, m), 7.8 (1H, m), 7.34-7.54 (7H, m), 4.55-4.6 (2H, hpt, $J = 6$ Hz, OCH), 1.25 (9H, s, CH_3C), 1.2 (12H, 2 x d, $J = 6$ Hz, CH_3CH). $\delta C(100$ MHz; $CDCl_3$; Me_4Si) 149.6, 146.7, 144.6 (d, $^2J_{CP} = 8.06$ Hz, C9), 136.6, 133.8 (d, $^4J_{CP} = 3$ Hz, C10), 131.4, 130.65, 130.6, 128.0, 127.4, 125.1, 123.0, 121.3, 115.0, 106.5 (d, $^2J_{CP} = 8.86$ Hz, C3), 85.2, 83.8, 73.4, 73.3, 27.5, 27.4, 23.7, 23.6, 23.4, 23.3. $\delta P(160$ MHz; $CDCl_3$; H_3PO_4) 80.5 (s, and Se satellites: $^1J_{PSe} = 477$ Hz). HRMS (ESI): calcd for $C_{25}H_{33}N_3O_4PSSe$ $[M+H]^+$: 554.1028, found: 554.1031.

***N*-tertbutoxycarbonyl-3-methylseleno-2-phenylindole (4a)**

$\delta H(400$ MHz; $CDCl_3$; Me_4Si) 8.26 (1H, m), 7.8 (1H, m), 7.37-7.54 (7H, m), 2.06 (3H, s, and Se satellites: $^2J_{HSe} = 16$ Hz), 1.25 (9H, s, CH_3C). $\delta C(100$ MHz; $CDCl_3$; Me_4Si) 149.7, 142.3, 136.7, 134.5, 131.2, 130.0, 128.0, 127.6, 126.0, 125.0, 123.2, 120.6, 115.2, 108.1, 83.6, 27.4, 8.3 (s, and Se satellites: $^1J_{CSe} = 62$ Hz, CH_3Se). $\delta Se(80$ MHz; $CDCl_3$; $(PhSe)_2$) 248.3 (t, $^2J_{HSe} = 16$ Hz). HRMS (ESI): calcd for $C_{20}H_{22}NO_3Se$ $[M+OH]^+$: 404.0759, found: 404.0759.

***N*-tertbutoxycarbonyl-3-isopropylseleno-2-phenylindole (4b)**

1
2
3
4
5
6
7
8
9
10
11
12
13
14
15
16
17
18
19
20
21
22
23
24
25
26
27
28
29
30
31
32
33
34
35
36
37
38
39
40
41
42
43
44
45
46
47
48
49
50
51
52
53
54
55
56
57
58
59
60
61
62
63
64
65
66
67
68
69
70
71
72
73
74
75
76
77
78
79
80
81
82
83
84
85
86
87
88
89
90
91
92
93
94
95
96
97
98
99
100
101
102
103
104
105
106
107
108
109
110
111
112
113
114
115
116
117
118
119
120
121
122
123
124
125
126
127
128
129
130
131
132
133
134
135
136
137
138
139
140
141
142
143
144
145
146
147
148
149
150
151
152
153
154
155
156
157
158
159
160
161
162
163
164
165
166
167
168
169
170
171
172
173
174
175
176
177
178
179
180
181
182
183
184
185
186
187
188
189
190
191
192
193
194
195
196
197
198
199
200
201
202
203
204
205
206
207
208
209
210
211
212
213
214
215
216
217
218
219
220
221
222
223
224
225
226
227
228
229
230
231
232
233
234
235
236
237
238
239
240
241
242
243
244
245
246
247
248
249
250
251
252
253
254
255
256
257
258
259
260
261
262
263
264
265
266
267
268
269
270
271
272
273
274
275
276
277
278
279
280
281
282
283
284
285
286
287
288
289
290
291
292
293
294
295
296
297
298
299
300
301
302
303
304
305
306
307
308
309
310
311
312
313
314
315
316
317
318
319
320
321
322
323
324
325
326
327
328
329
330
331
332
333
334
335
336
337
338
339
340
341
342
343
344
345
346
347
348
349
350
351
352
353
354
355
356
357
358
359
360
361
362
363
364
365
366
367
368
369
370
371
372
373
374
375
376
377
378
379
380
381
382
383
384
385
386
387
388
389
390
391
392
393
394
395
396
397
398
399
400
401
402
403
404
405
406
407
408
409
410
411
412
413
414
415
416
417
418
419
420
421
422
423
424
425
426
427
428
429
430
431
432
433
434
435
436
437
438
439
440
441
442
443
444
445
446
447
448
449
450
451
452
453
454
455
456
457
458
459
460
461
462
463
464
465
466
467
468
469
470
471
472
473
474
475
476
477
478
479
480
481
482
483
484
485
486
487
488
489
490
491
492
493
494
495
496
497
498
499
500
501
502
503
504
505
506
507
508
509
510
511
512
513
514
515
516
517
518
519
520
521
522
523
524
525
526
527
528
529
530
531
532
533
534
535
536
537
538
539
540
541
542
543
544
545
546
547
548
549
550
551
552
553
554
555
556
557
558
559
560
561
562
563
564
565
566
567
568
569
570
571
572
573
574
575
576
577
578
579
580
581
582
583
584
585
586
587
588
589
590
591
592
593
594
595
596
597
598
599
600
601
602
603
604
605
606
607
608
609
610
611
612
613
614
615
616
617
618
619
620
621
622
623
624
625
626
627
628
629
630
631
632
633
634
635
636
637
638
639
640
641
642
643
644
645
646
647
648
649
650
651
652
653
654
655
656
657
658
659
660
661
662
663
664
665
666
667
668
669
670
671
672
673
674
675
676
677
678
679
680
681
682
683
684
685
686
687
688
689
690
691
692
693
694
695
696
697
698
699
700
701
702
703
704
705
706
707
708
709
710
711
712
713
714
715
716
717
718
719
720
721
722
723
724
725
726
727
728
729
730
731
732
733
734
735
736
737
738
739
740
741
742
743
744
745
746
747
748
749
750
751
752
753
754
755
756
757
758
759
760
761
762
763
764
765
766
767
768
769
770
771
772
773
774
775
776
777
778
779
780
781
782
783
784
785
786
787
788
789
790
791
792
793
794
795
796
797
798
799
800
801
802
803
804
805
806
807
808
809
810
811
812
813
814
815
816
817
818
819
820
821
822
823
824
825
826
827
828
829
830
831
832
833
834
835
836
837
838
839
840
841
842
843
844
845
846
847
848
849
850
851
852
853
854
855
856
857
858
859
860
861
862
863
864
865
866
867
868
869
870
871
872
873
874
875
876
877
878
879
880
881
882
883
884
885
886
887
888
889
890
891
892
893
894
895
896
897
898
899
900
901
902
903
904
905
906
907
908
909
910
911
912
913
914
915
916
917
918
919
920
921
922
923
924
925
926
927
928
929
930
931
932
933
934
935
936
937
938
939
940
941
942
943
944
945
946
947
948
949
950
951
952
953
954
955
956
957
958
959
960
961
962
963
964
965
966
967
968
969
970
971
972
973
974
975
976
977
978
979
980
981
982
983
984
985
986
987
988
989
990
991
992
993
994
995
996
997
998
999
1000

δ H(400 MHz; CDCl₃; Me₄Si) 8.26 (1H, m), 7.80 (1H, m), 7.34-7.49 (7H, m), 3.17-3.28 (1H, hpt, J = 6.8 Hz, and Se satellites: ²J_{HSe} = 20 Hz), 1.25 (9H, s), 1.22 (6H, d, J = 6.8 Hz). δ C(100 MHz; CDCl₃; Me₄Si) 149.7, 143.4, 136.6, 134.5, 132.2, 130.3, 127.8, 127.5, 124.9, 123.2, 121.0, 115.1, 107.7, 83.5, 33.7 (s, and Se satellites: ¹J_{CSe} = 56.5 Hz, SeCH), 27.4, 24.3 (s, ²J_{CSe} = 13.5 Hz, SeCHCH₃). HRMS (ESI): calcd for C₂₂H₂₆NO₃Se [M+OH]⁺: 432.1072, found: 432.1080.

***N*-tertbutoxycarbonyl-3-benzylseleno-2-phenylindole (4c)**

δ H(400 MHz; CDCl₃; Me₄Si) 8.26 (1H, m), 7.80 (1H, m), 7.3-7.45 (5H, m), 6.9-7.15 (7H, m), 3.79 (2H, s, and Se satellites: ²J_{HSe} = 14 Hz), 1.25 (9H, s). δ C(100 MHz; CDCl₃; Me₄Si) 149.7, 143.7, 138.9, 136.6, 134.1, 131.5, 130.0, 128.7, 128.2, 127.7, 127.4, 126.6, 125.0, 123.2, 120.6, 115.2, 107.2, 83.5, 31.2 (s, and Se satellites: ¹J_{CSe} = 58.5 Hz, SeCH₂). HRMS (ESI): calcd for C₂₆H₂₆NO₃Se [M+OH]⁺: 480.1072, found: 480.1113.

***N*-tertbutoxycarbonyl-3-butylseleno-2-phenylindole (4d)**

δ H(400 MHz; CDCl₃; Me₄Si) 8.26 (1H, m), 7.80 (1H, m), 7.37-7.52 (7H, m), 2.58 (2H, t, J = 7.4 Hz, and Se satellites: ²J_{HSe} = 13 Hz), 1.35-1.45 (4H, m), 1.25 (9H, s), 0.75 (3H, t, J = 7.3 Hz). δ C(100 MHz; CDCl₃; Me₄Si) 149.7, 142.9, 136.7, 134.5, 131.8, 130.2, 127.8, 127.5, 125.0, 123.2, 120.8, 115.0, 107.2, 83.5, 32.2, 27.8 (s, and Se satellites: ¹J_{CSe} = 60 Hz, SeCH₂), 27.4, 22.5, 13.5. HRMS (ESI): calcd for C₂₃H₂₈NO₃Se [M+OH]⁺: 446.1229, found: 446.1243.

***N*-tertbutoxycarbonyl-3-allylseleno-2-phenylindole (4e)**



1
2
3
4
5
6
7
8
9
10
11
12
13
14
15
16
17
18
19
20
21
22
23
24
25
26
27
28
29
30
31
32
33
34
35
36
37
38
39
40
41
42
43
44
45
46
47
48
49
50
51
52
53
54
55
56
57
58
59
60
61
62
63
64
65
66
67
68
69
70
71
72
73
74
75
76
77
78
79
80
81
82
83
84
85
86
87
88
89
90
91
92
93
94
95
96
97
98
99
100
101
102
103
104
105
106
107
108
109
110
111
112
113
114
115
116
117
118
119
120
121
122
123
124
125
126
127
128
129
130
131
132
133
134
135
136
137
138
139
140
141
142
143
144
145
146
147
148
149
150
151
152
153
154
155
156
157
158
159
160
161
162
163
164
165
166
167
168
169
170
171
172
173
174
175
176
177
178
179
180
181
182
183
184
185
186
187
188
189
190
191
192
193
194
195
196
197
198
199
200
201
202
203
204
205
206
207
208
209
210
211
212
213
214
215
216
217
218
219
220
221
222
223
224
225
226
227
228
229
230
231
232
233
234
235
236
237
238
239
240
241
242
243
244
245
246
247
248
249
250
251
252
253
254
255
256
257
258
259
260
261
262
263
264
265
266
267
268
269
270
271
272
273
274
275
276
277
278
279
280
281
282
283
284
285
286
287
288
289
290
291
292
293
294
295
296
297
298
299
300
301
302
303
304
305
306
307
308
309
310
311
312
313
314
315
316
317
318
319
320
321
322
323
324
325
326
327
328
329
330
331
332
333
334
335
336
337
338
339
340
341
342
343
344
345
346
347
348
349
350
351
352
353
354
355
356
357
358
359
360
361
362
363
364
365
366
367
368
369
370
371
372
373
374
375
376
377
378
379
380
381
382
383
384
385
386
387
388
389
390
391
392
393
394
395
396
397
398
399
400
401
402
403
404
405
406
407
408
409
410
411
412
413
414
415
416
417
418
419
420
421
422
423
424
425
426
427
428
429
430
431
432
433
434
435
436
437
438
439
440
441
442
443
444
445
446
447
448
449
450
451
452
453
454
455
456
457
458
459
460
461
462
463
464
465
466
467
468
469
470
471
472
473
474
475
476
477
478
479
480
481
482
483
484
485
486
487
488
489
490
491
492
493
494
495
496
497
498
499
500
501
502
503
504
505
506
507
508
509
510
511
512
513
514
515
516
517
518
519
520
521
522
523
524
525
526
527
528
529
530
531
532
533
534
535
536
537
538
539
540
541
542
543
544
545
546
547
548
549
550
551
552
553
554
555
556
557
558
559
560
561
562
563
564
565
566
567
568
569
570
571
572
573
574
575
576
577
578
579
580
581
582
583
584
585
586
587
588
589
590
591
592
593
594
595
596
597
598
599
600
601
602
603
604
605
606
607
608
609
610
611
612
613
614
615
616
617
618
619
620
621
622
623
624
625
626
627
628
629
630
631
632
633
634
635
636
637
638
639
640
641
642
643
644
645
646
647
648
649
650
651
652
653
654
655
656
657
658
659
660
661
662
663
664
665
666
667
668
669
670
671
672
673
674
675
676
677
678
679
680
681
682
683
684
685
686
687
688
689
690
691
692
693
694
695
696
697
698
699
700
701
702
703
704
705
706
707
708
709
710
711
712
713
714
715
716
717
718
719
720
721
722
723
724
725
726
727
728
729
730
731
732
733
734
735
736
737
738
739
740
741
742
743
744
745
746
747
748
749
750
751
752
753
754
755
756
757
758
759
760
761
762
763
764
765
766
767
768
769
770
771
772
773
774
775
776
777
778
779
780
781
782
783
784
785
786
787
788
789
790
791
792
793
794
795
796
797
798
799
800
801
802
803
804
805
806
807
808
809
810
811
812
813
814
815
816
817
818
819
820
821
822
823
824
825
826
827
828
829
830
831
832
833
834
835
836
837
838
839
840
841
842
843
844
845
846
847
848
849
850
851
852
853
854
855
856
857
858
859
860
861
862
863
864
865
866
867
868
869
870
871
872
873
874
875
876
877
878
879
880
881
882
883
884
885
886
887
888
889
890
891
892
893
894
895
896
897
898
899
900
901
902
903
904
905
906
907
908
909
910
911
912
913
914
915
916
917
918
919
920
921
922
923
924
925
926
927
928
929
930
931
932
933
934
935
936
937
938
939
940
941
942
943
944
945
946
947
948
949
950
951
952
953
954
955
956
957
958
959
960
961
962
963
964
965
966
967
968
969
970
971
972
973
974
975
976
977
978
979
980
981
982
983
984
985
986
987
988
989
990
991
992
993
994
995
996
997
998
999
1000

δ H(400 MHz; CDCl₃; Me₄Si) 8.27 (1H, m), 7.76 (1H, m), 7.34-7.50 (7H, m), 5.70 (1H, ddt, ¹J = 17 Hz, ²J = 10 Hz, ³J = 7 Hz), 4.76 (1H, dd, ¹J = 1.5 Hz, ²J = 10 Hz), 4.71 (1H, dd, ¹J = 1.4 Hz, ²J = 17 Hz), 3.22 (2H, d, J = 7.5 Hz, and Se satellites: ²J_{HSe} = 13.6 Hz), 1.25 (9H, s). δ C(100 MHz; CDCl₃; Me₄Si) 149.7, 143.6, 136.6, 134.5, 134.3, 131.6, 130.4, 127.9, 127.5, 125.0, 123.2, 120.7, 116.5, 115.1, 107.0, 83.6, 30.2 (s, and Se satellites: ¹J_{CSe} = 56 Hz, CCH₂), 27.4. HRMS (ESI): calcd for C₂₂H₂₄NO₃Se [M+OH]⁺: 430.0916, found: 430.0948.

***N*-tertbutoxycarbonyl-3-[3-(cyanopropyl)seleno]-2-phenylindole (4f)**

δ H(400 MHz; CDCl₃; Me₄Si) 8.28 (1H, m), 7.74 (1H, m), 7.34-7.53 (7H, m), 2.65 (2H, t, J = 6.7 Hz, and Se satellites: ¹J_{HSe} = 16.3 Hz), 2.07 (2H, t, J = 7 Hz), 1.63 (2H, quint, J = 6.6 Hz), 1.25 (9H, s). δ C(100 MHz; CDCl₃; Me₄Si) 149.5, 143.7, 136.7, 134.1, 131.2, 130.2, 128.2, 127.8, 125.3, 123.5, 120.3, 119.0, 115.3, 105.6, 83.9, 27.4, 25.8 (s, and Se satellites: ¹J_{CSe} = 65 Hz, CH₂Se), 25.2, 16.2. HRMS (ESI): calcd for C₂₂H₂₃N₂O₃Se [M+H]⁺: 441.1076, found: 441.1004.

***N*-tertbutoxycarbonyl-3-(4-chlorobutyl)seleno-2-phenylindole (4g)**

δ H(400 MHz; CDCl₃; Me₄Si) 8.26 (1H, m), 7.80 (1H, m), 7.32-7.5 (7H, m), 3.30 (2H, t, J = 6.6 Hz), 2.50 (2H, t, J = 7 Hz, and Se satellites: ¹J_{HSe} = 14 Hz), 1.60-1.70 (2H, m), 1.5-1.6 (2H, m), 1.25 (9H, s). δ C(100 MHz; CDCl₃; Me₄Si) 149.6, 143.2, 136.7, 134.3, 131.6, 130.2, 127.9, 127.5, 125.1, 123.3, 120.5, 115.2, 106.7, 83.7, 44.3, 32.0, 27.4, 27.2, 26.9. HRMS (ESI): calcd for C₂₃H₂₇ClNO₃Se [M+OH]⁺: 480.0839, found: 480.0844.

***N*-tertbutoxycarbonyl-3-(ethoxycarbonylmethyl)seleno-2-phenylindole (4h)**

1
2
3
4
5
6
7
8
9
10
11
12
13
14
15
16
17
18
19
20
21
22
23
24
25
26
27
28
29
30
31
32
33
34
35
36
37
38
39
40
41
42
43
44
45
46
47
48
49
50
51
52
53
54
55
56
57
58
59
60
61
62
63
64
65
66
67
68
69
70
71
72
73
74
75
76
77
78
79
80
81
82
83
84
85
86
87
88
89
90
91
92
93
94
95
96
97
98
99
100
101
102
103
104
105
106
107
108
109
110
111
112
113
114
115
116
117
118
119
120
121
122
123
124
125
126
127
128
129
130
131
132
133
134
135
136
137
138
139
140
141
142
143
144
145
146
147
148
149
150
151
152
153
154
155
156
157
158
159
160
161
162
163
164
165
166
167
168
169
170
171
172
173
174
175
176
177
178
179
180
181
182
183
184
185
186
187
188
189
190
191
192
193
194
195
196
197
198
199
200
201
202
203
204
205
206
207
208
209
210
211
212
213
214
215
216
217
218
219
220
221
222
223
224
225
226
227
228
229
230
231
232
233
234
235
236
237
238
239
240
241
242
243
244
245
246
247
248
249
250
251
252
253
254
255
256
257
258
259
260
261
262
263
264
265
266
267
268
269
270
271
272
273
274
275
276
277
278
279
280
281
282
283
284
285
286
287
288
289
290
291
292
293
294
295
296
297
298
299
300
301
302
303
304
305
306
307
308
309
310
311
312
313
314
315
316
317
318
319
320
321
322
323
324
325
326
327
328
329
330
331
332
333
334
335
336
337
338
339
340
341
342
343
344
345
346
347
348
349
350
351
352
353
354
355
356
357
358
359
360
361
362
363
364
365
366
367
368
369
370
371
372
373
374
375
376
377
378
379
380
381
382
383
384
385
386
387
388
389
390
391
392
393
394
395
396
397
398
399
400
401
402
403
404
405
406
407
408
409
410
411
412
413
414
415
416
417
418
419
420
421
422
423
424
425
426
427
428
429
430
431
432
433
434
435
436
437
438
439
440
441
442
443
444
445
446
447
448
449
450
451
452
453
454
455
456
457
458
459
460
461
462
463
464
465
466
467
468
469
470
471
472
473
474
475
476
477
478
479
480
481
482
483
484
485
486
487
488
489
490
491
492
493
494
495
496
497
498
499
500
501
502
503
504
505
506
507
508
509
510
511
512
513
514
515
516
517
518
519
520
521
522
523
524
525
526
527
528
529
530
531
532
533
534
535
536
537
538
539
540
541
542
543
544
545
546
547
548
549
550
551
552
553
554
555
556
557
558
559
560
561
562
563
564
565
566
567
568
569
570
571
572
573
574
575
576
577
578
579
580
581
582
583
584
585
586
587
588
589
590
591
592
593
594
595
596
597
598
599
600
601
602
603
604
605
606
607
608
609
610
611
612
613
614
615
616
617
618
619
620
621
622
623
624
625
626
627
628
629
630
631
632
633
634
635
636
637
638
639
640
641
642
643
644
645
646
647
648
649
650
651
652
653
654
655
656
657
658
659
660
661
662
663
664
665
666
667
668
669
670
671
672
673
674
675
676
677
678
679
680
681
682
683
684
685
686
687
688
689
690
691
692
693
694
695
696
697
698
699
700
701
702
703
704
705
706
707
708
709
710
711
712
713
714
715
716
717
718
719
720
721
722
723
724
725
726
727
728
729
730
731
732
733
734
735
736
737
738
739
740
741
742
743
744
745
746
747
748
749
750
751
752
753
754
755
756
757
758
759
760
761
762
763
764
765
766
767
768
769
770
771
772
773
774
775
776
777
778
779
780
781
782
783
784
785
786
787
788
789
790
791
792
793
794
795
796
797
798
799
800
801
802
803
804
805
806
807
808
809
810
811
812
813
814
815
816
817
818
819
820
821
822
823
824
825
826
827
828
829
830
831
832
833
834
835
836
837
838
839
840
841
842
843
844
845
846
847
848
849
850
851
852
853
854
855
856
857
858
859
860
861
862
863
864
865
866
867
868
869
870
871
872
873
874
875
876
877
878
879
880
881
882
883
884
885
886
887
888
889
890
891
892
893
894
895
896
897
898
899
900
901
902
903
904
905
906
907
908
909
910
911
912
913
914
915
916
917
918
919
920
921
922
923
924
925
926
927
928
929
930
931
932
933
934
935
936
937
938
939
940
941
942
943
944
945
946
947
948
949
950
951
952
953
954
955
956
957
958
959
960
961
962
963
964
965
966
967
968
969
970
971
972
973
974
975
976
977
978
979
980
981
982
983
984
985
986
987
988
989
990
991
992
993
994
995
996
997
998
999
1000

δ H(400 MHz; CDCl₃; Me₄Si) 8.26 (1H, m), 7.74 (1H, m), 7.37-7.52 (7H, m), 3.91 (2H, q, J = 7 Hz), 3.16 (2H, s, and Se satellites: ¹J_{HSe} = 14.8 Hz), 1.25 (9H, s), 1.05 (3H, t, J = 7 Hz). δ C(100 MHz; CDCl₃; Me₄Si) 170.6, 149.6, 143.9, 136.6, 134.0, 131.2, 130.2, 128.1, 127.6, 125.1, 123.4, 120.5, 115.2, 106.2, 83.8, 61.1, 27.4, 26.7 (s, and Se satellites: ¹J_{CSe} = 69.40 Hz, CH₂Se), 13.8. HRMS (ESI): calcd for C₂₃H₂₆NO₅Se [M+OH]⁺: 476.0971, found: 476.0993.

***N*-tertbutoxycarbonyl-3-(2,3,4,6-tetra-O-acetyl-D-glucopyranosylseleno)-2-phenylindole (4i)**

δ H(400 MHz; CDCl₃; Me₄Si) 8.26 (1H, m), 7.72 (1H, m), 7.34-7.52 (7H, m), 5.10 (1H, dd, app. t, J = 9.0 Hz), 5.03 (1H, dd, app. t, J = 9.5), 4.98 (1H, dd, app. t, J = 9.0 Hz), 4.70 (1H, d, J = 10.3 Hz, H-1'), 4.15 (1H, dd, ¹J = 5.3 Hz, ²J = 12.2 Hz, H-6'), 4.08 (1H, dd, ¹J = 2.2 Hz, ²J = 12.2 Hz, H-6'), 3.49 (1H, ddd, ¹J = 2.2 Hz, ²J = 5.3 Hz, ³J = 10.0 Hz, H-5'), 2.05, 2.00, 1.99 and 1.83 (12H, 4 x s, CH₃C=O), 1.25 (9H, s, CH₃C). δ C(100 MHz; CDCl₃; Me₄Si) 170.65, 170.17, 169.47, 169.35, 149.53, 143.73, 136.65, 133.78, 131.44, 130.37, 128.07, 127.54, 125.25, 123.37, 121.01, 115.05, 105.96, 86.56, 83.92, 82.75, 73.66, 70.77, 68.27, 62.34, 27.09, 20.77, 20.60, 20.59, 20.56. δ Se(80 MHz; CDCl₃; (PhSe)₂) 238.1. HRMS (ESI): calcd for C₃₃H₃₈NO₁₁Se [M+H]⁺: 704.1605, found: 704.1607.

***N*-tertbutoxycarbonyl-3-(2,4-dinitrophenylseleno)-2-phenylindole (4j)**

δ H(400 MHz; CDCl₃; Me₄Si) 9.15 (1H, d, J = 2.4 Hz), 8.35 (1H, d, ¹J = 8.4 Hz), 8.06 (1H, dd, ¹J = 2.4 Hz, ²J = 8.9 Hz), 7.37-7.5 (5H, m), 7.28-7.35 (4H, m), 1.25 (9H, s). δ C(100 MHz; CDCl₃; Me₄Si) 149.2, 146.0, 145.5, 145.3, 144.5, 137.0, 132.9, 131.2, 130.0, 129.4, 128.8, 128.0, 126.7, 126.0, 124.1, 121.6, 120.1,

1
2
3
4
5
6
7
8
9
10
11
12
13
14
15
16
17
18
19
20
21
22
23
24
25
26
27
28
29
30
31
32
33
34
35
36
37
38
39
40
41
42
43
44
45
46
47
48
49
50
51
115.6, 105.5, 84.7, 27.4. δ_{Se} (80 MHz; CDCl_3 ; $(\text{PhSe})_2$) 347.2. HRMS (ESI):
calcd for $\text{C}_{24}\text{H}_{22}\text{N}_3\text{O}_6\text{SeK}$ $[\text{M}+\text{K}]^+$:578.0227, found: 578.0270.

***N*-tertbutoxycarbonyl-3-[(2-[(tertbutoxycarbonyl)amino]-3-methoxy-3-oxopropyl)seleno]-2-phenylindole (4k)**

δ_{H} (400 MHz; CDCl_3 ; Me_4Si) 8.24 (1H, m), 7.73 (1H, m), 7.33-7.46 (7H, m), 4.99 (1H, d, $J = 8.8$ Hz, NH), 4.99 (1H, d, $J = 10.3$ Hz), 4.45 (1H, dt, $^1J = 5.0$ Hz, $^2J = 8.8$ Hz, H_α), 3.37 (3H, s, OCH_3), 3.11 (1H, dd, $^1J = 5.0$ Hz, $^2J = 13.2$ Hz), 2.99 (1H, dd, $^1J = 5.0$ Hz, $^2J = 13.2$ Hz), 1.34 (9H, s), 1.25 (9H, s). δ_{C} (100 MHz; CDCl_3 ; Me_4Si) 170.8, 154.7, 149.5, 143.1, 136.6, 134.1, 131.1, 130.1, 128.1, 127.7, 125.1, 123.4, 120.4, 115.3, 105.7, 83.7, 79.7, 53.4, 52.1, 28.1, 27.4; δ_{Se} (80 MHz; CDCl_3 ; $(\text{PhSe})_2$) 60.2. HRMS (ESI): calcd for $\text{C}_{28}\text{H}_{35}\text{N}_2\text{O}_7\text{Se}$ $[\text{M}+\text{OH}]^+$: 591.1604, found: 591.1629.

***N*-tertbutoxycarbonyl-3-(2-oxopropylseleno)-2-phenylindole (4l)**

δ_{H} (400 MHz; CDCl_3 ; Me_4Si) 8.28 (1H, m), 7.74 (1H, m), 7.34-7.53 (7H, m), 3.23 (2H, s, $^1J_{\text{HSe}} = 15\text{Hz}$), 1.96 (3H, s), 1.25 (9H, s). δ_{C} (100 MHz; CDCl_3 ; Me_4Si) 203.1, 149.5, 144.2, 136.7, 133.8, 130.9, 130.4, 128.1, 127.5, 125.3, 123.5, 120.2, 115.4, 105.8, 83.9, 35.9 (s, and Se satellites: $^1J_{\text{CSe}} = 66.$ Hz, CH_2Se), 27.5, 27.4. HRMS (ESI): calcd for $\text{C}_{22}\text{H}_{23}\text{NO}_3\text{Se}$ $[\text{M}+\text{H}]^+$: 430.0916, found: 430.0904.

ACKNOWLEDGMENT

This research did not receive any specific grant from funding agencies in the public, commercial, or not-for-profit sectors. The authors would like to thank



Polpharma S.A.(dr Paweł Olszowy) for providing HRMS analysis and prof. Jarosław Chojnacki for carrying out single-crystal X-ray diffraction analysis for compound **2b**.

REFERENCES

- [1] T. V. Sravanthi, S. L. Manju, *Eur. J. Pharm. Sci.* **2016**, *91*, 1–10.
- [2] R. H. Dashwood, D. N. Arbogast, A. T. Fong, C. Pereira, J. D. Hendricks, G. S. Bailey, *Carcinogenesis* **1989**, *10*, 175–181.
- [3] M. T. El-sayed, N. A. Hamdy, D. A. Osman, K. M. Ahmed, *Adv. Mod. Oncol. Res.* **2015**, *1*, 20-35.
- [4] S. Makarem, L. Pishkar, T. Saba, *Biological Forum* **2016**, *8*, 123–126.
- [5] B. Narayana, B. V. Ashalatha, K. K. Vijaya Raj, J. Fernandes, B. K. Sarojini, *Bioorg. Med. Chem.* **2005**, *13*, 4638–4644.
- [6] I. Avis, A. Martínez, J. Tauler, E. Zudaire, A. Mayburd, R. Abu-Ghazaleh, F. Ondrey, J. L. Mulshine, *Cancer Res.* **2005**, *65*, 4181–4190.
- [7] T. M. Williams, T. M. Ciccarone, S. C. MacTough, C. S. Rooney, S. K. Balani, J. H. Condra, E. A. Emini, M. E. Goldman, W. J. Greenlee, L. R. Kauffman, J. A. O'Brien, V. V. Sardana, W. A. Schleif, A. D. Theoharides, P. S. Anderson, *J. Med. Chem.* **1993**, *36*, 1291-1294.
- [8] Z. Zhao, S. E. Wolkenberg, M. Lu, V. Munshi, G. Moyer, M. Feng, A. V. Carella, L. T. Ecto, L. J. Gabryelski, M. T. Lai, S. G. Prasad, Y. Yan, G. B. McGaughey, M. D. Miller, C. W. Lindsley, G. D. Hartman, J. P. Vacca, T. M. Williams, *Bioorg. Med. Chem. Lett.* **2008**, *18*, 554–559.
- [9] G. La Regina, R. Bai, W. M. Rensen, E. Di Cesare, A. Coluccia, F. Piscitelli, V. Famiglini, A. Reggio, M. Nalli, S. Pelliccia, E. Da Pozzo, B. Costa, I. Granata, A. Porta, B. Maresca, A. Soriani, M. L. Lannitto, A. Santoni, J. Li, M. M. Cona and others, *J. Med. Chem.* **2013**, *56*, 123–149.
- [10] F. Piscitelli, A. Coluccia, A. Brancale, G. La Regina, A. Sansone, C. Giordano, J. Balzarini, G. Maga, S. Zanolli, A. Samuele, R. Cirilli, F. La Torre, A. Lavecchia, E. Novellino, R. Silvestri, *J. Med. Chem.* **2009**, *52*, 1922–1934.
- [11] N. L. Ferreira, J. B. Azeredo, B. L. Fiorentin, A. L. Braga, *Eur. J. Org. Chem.* **2015**, 5070–5074.
- [12] X. Zhao, Z. Yu, T. Xu, P. Wu, H. Yu, *Org. Lett.* **2007**, *9*, 5263–5266.
- [13] E. Q. Luz, D. Seckler, J. S. Araújo, L. Angst, D. B. Lima, E. A. Maluf Rios, R. R. Ribeiro, D. S. Rampon, *Tetrahedron* **2019**, *75*, 1258–1266.
- [14] C. R. Reddy, R. Ranjan, S. K. Prajapati, *Org. Lett.* **2019**, *21*, 623–626.
- [15] L. T. Silva, J. B. Azeredo, S. Saba, J. Rafique, A. J. Bortoluzzi, A. L. Braga, *Eur. J. Org. Chem.* **2017**, 4740–4748.
- [16] B. M. Vieira, S. Thurow, J. S. Brito, G. Perin, D. Alves, R. G. Jacob, C. Santi, E. J. Lenardão, *Ultrason. Sonochem.* **2015**, *27*, 192–199.
- [17] P. -F. Yuan, Q. Liu, L. -Z. Wu, J. -G. Fang, Y. -L. Ban, S. -J. Peng, Q. -B. Zhang, *Green Chem.* **2017**, *19*, 5559–5563.
- [18] X. Zhang, C. Wang, H. Jiang, L. Sun, *Chem. Commun.* **2018**, *54*, 8781–8784.
- [19] L. von Mühlen, C. C. Silveira, G. M. Martins, L. Wolf, S. R. Mendes, *Tetrahedron* **2012**, *68*, 10464–10469.
- [20] J. B. Azeredo, M. Godoi, G. M. Martins, A. L. Braga, C. C. Silveira, *J. Org. Chem.* **2014**, *79*, 4125-4130.
- [21] J. Rafique, S. Saba, M. S. Franco, L. Bettanin, A. R. Schneider, L. T. Silva, A. L. Braga, *Chem-Eur. J.* **2018**, *24*, 4173–4180.
- [22] P. Zhong, Q. -M. Wang, S. -P. Ge, S. -Q. Chen, X. -H. Zhang, P. -C. Xu, *Phosphorus Sulfur* **2015**, *191*, 100–103.
- [23] Q. Guan, C. Han, D. Zuo, M. Zhai, Z. Li, Q. Zhang, Y. Zhai, X. Jiang, K. Bao, Y. Wu, W. Zhang, *Eur. J. Med. Chem.* **2014**, *87*, 306–315.
- [24] D. Luo, G. Wu, H. Yang, M. Liu, W. Gao, X. Huang, J. Chen, H. Wu, *J. Org. Chem.* **2016**, *81*, 4485–4493.
- [25] Y. Yang, W. Li, B. Ying, H. Liao, C. Shen, P. Zhang, *ChemCatChem* **2016**, *8*, 2916-2919.
- [26] N. Taniguchi, T. Onami, *J. Org. Chem.* **2004**, *69*, 915–920.
- [27] F. Botha, R. Pohl, M. Hocek, *Org. Biomol. Chem.* **2016**, *14*, 10018–10022.
- [28] G. De Martino, G. La Regina, A. Coluccia, M. C. Edler, M. C. Barbera, A. Brancale, E. Wilcox, E. Hamel, M. Artico, R. Silvestri, *J. Med. Chem.* **2004**, *47*, 6120–6123.
- [29] J. J. Acton, P. T. Meinke, H. B. Wood, R. M. Black (Merck & Co., Inc.), US2003/026679, **2003**.
- [30] a) G. M. Lacourciere, *BioFactors* **1999**, *10*, 237–244; b) O. M. Ganichkin, X-M. Xu, B. A. Carlson, H. Mix, D. L. Hatfield, V. N. Gladyshev, M. C. Wahl, *J. Biol. Chem.* **2008**, *283*, 5849-5865.
- [31] A. Stevenazzi, M. Marchini, G. Sandrone, B. Vergani, M. Lattanzio, *Bioorg. Med. Chem. Lett.* **2014**, *24*, 5349–5356.
- [32] M. Platten, N. von Knebel-Doerberitz, I. Oezen, W. Wick, K. Ochs, *Front. Immunol.* **2015**, *5*, 1–7.
- [33] K. Goswami, A. Chakraborty, S. Sinha, *Eur. J. Org. Chem.* **2013**, *2013*, 3645–3647.
- [34] S. Mehta, J. S. Andrews, B. D. Johnston, B. M. Pinto, B. Svensson, *J. Am. Chem. Soc.* **1995**, *117*, 9783–9790.

[35] M. Klečka, L.P. Slavětínská, E. Tloušová, P. Džubák, M. Hajdúch, M. Hocek, *MedChemComm.* **2015**, 6, 576–580.

[36] A. Majewski, W. Przychodzeń, J. Rachon, *Phosphorus Sulfur.* **2011**, 186, 1483–1490.

[37] Crystallographic data for the structural analysis of compound **2b** have been deposited at the Cambridge Crystallographic Data Centre as CCDC 1813154.

[38] T. Murai, M. Monzaki, F. Shibahara, *Chem. Lett.* **2007**, 36, 852–853.

[39] C. R. Courtney, L. R. Gustafson, J. S. Westerback, H. Hyytäinen, C. S. Chaberek, E. A. Martell, *J. Am. Chem. Soc.* **1956**, 79, 3030-3036.

[40] H. Sohn, S. Letant, J. M. Sailor, C. W. Trogler, *J. Am. Chem. Soc.* **2000**, 122, 5399-5400.

1
2
3
4
5
6
7
8
9
10
11
12
13
14
15
16
17
18
19
20
21
22
23
24
25
26
27
28
29
30
31
32
33
34
35
36
37
38
39
40
41
42
43
44
45
46
47
48
49
50
51
-

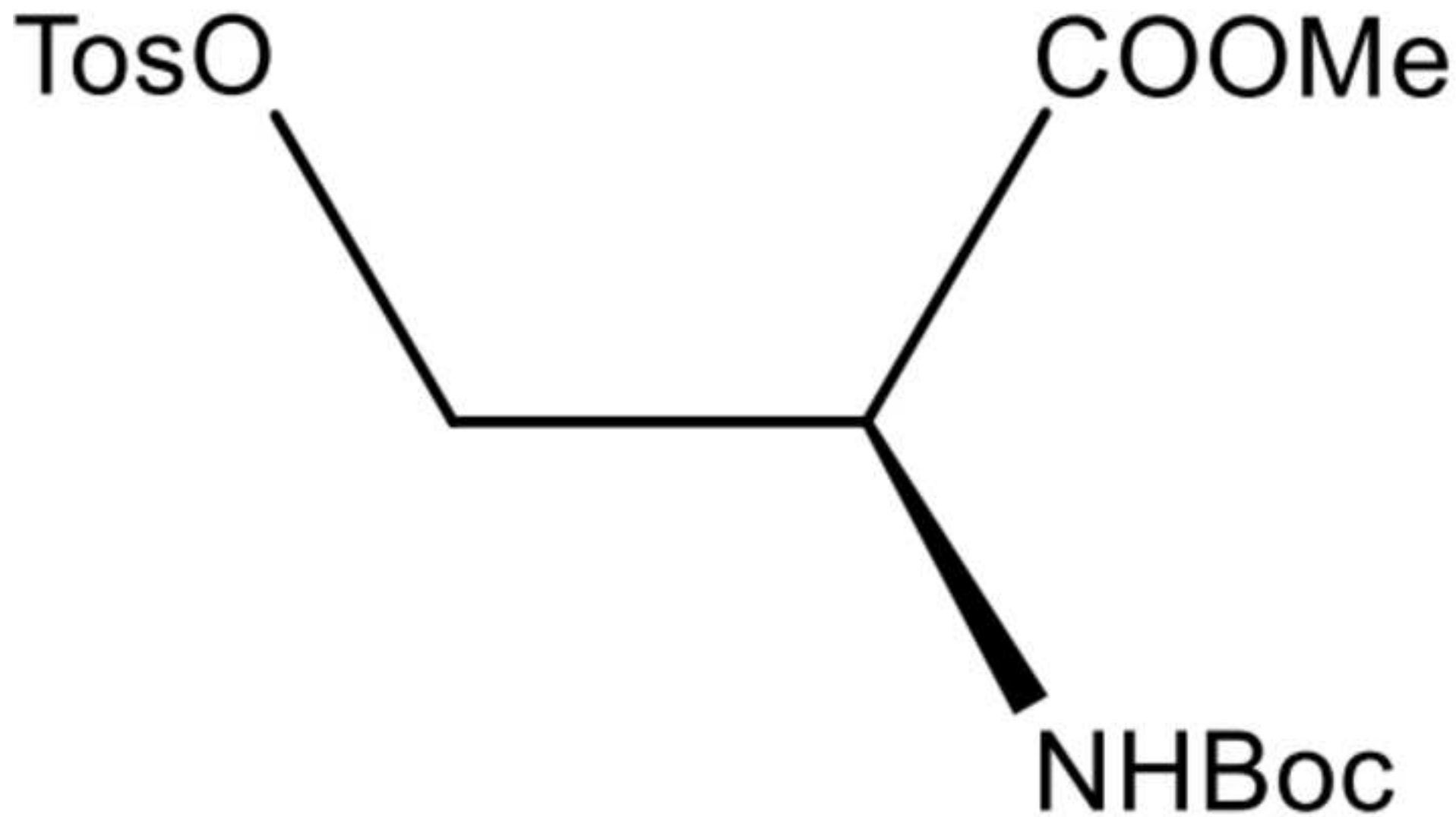


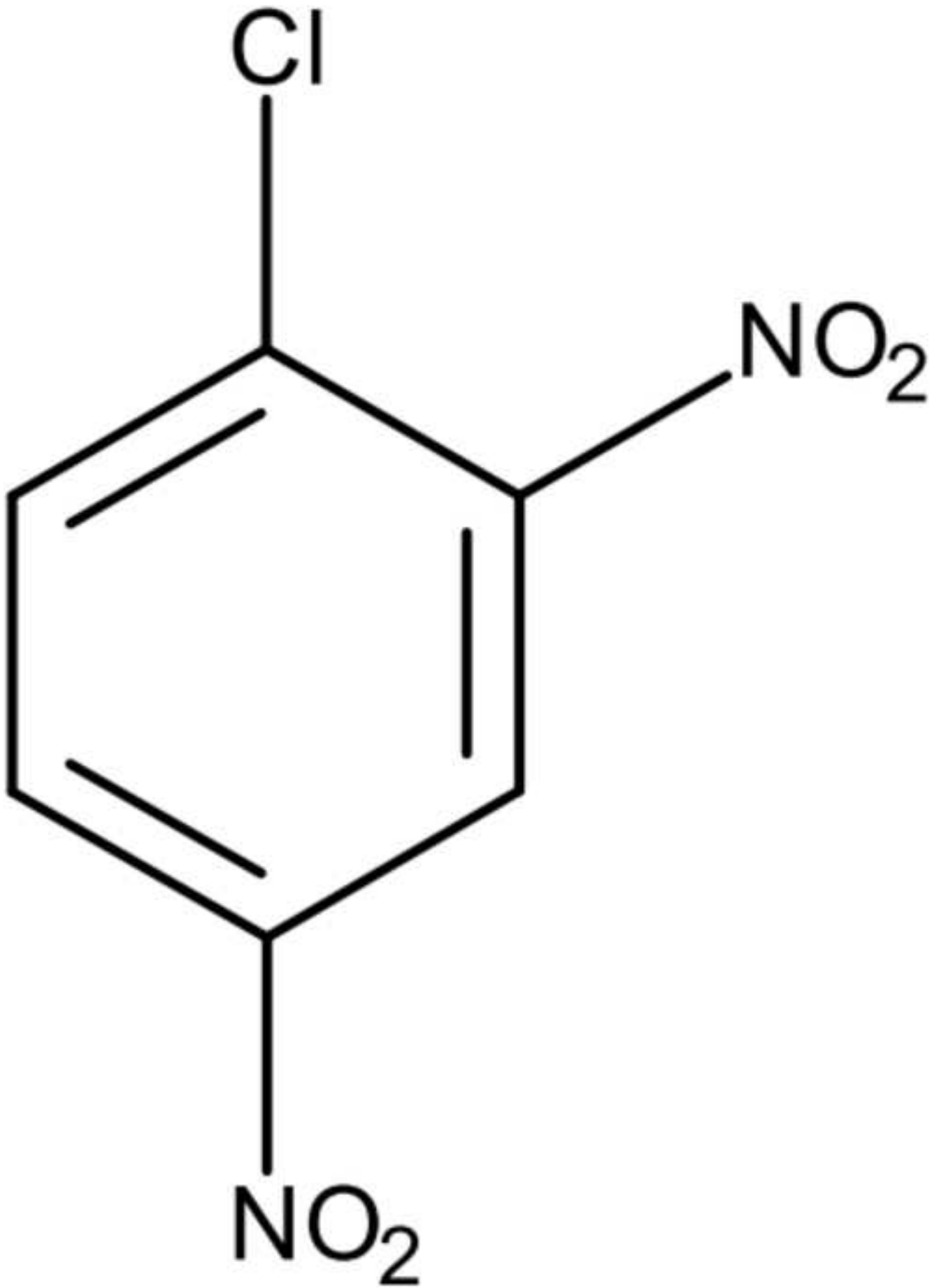


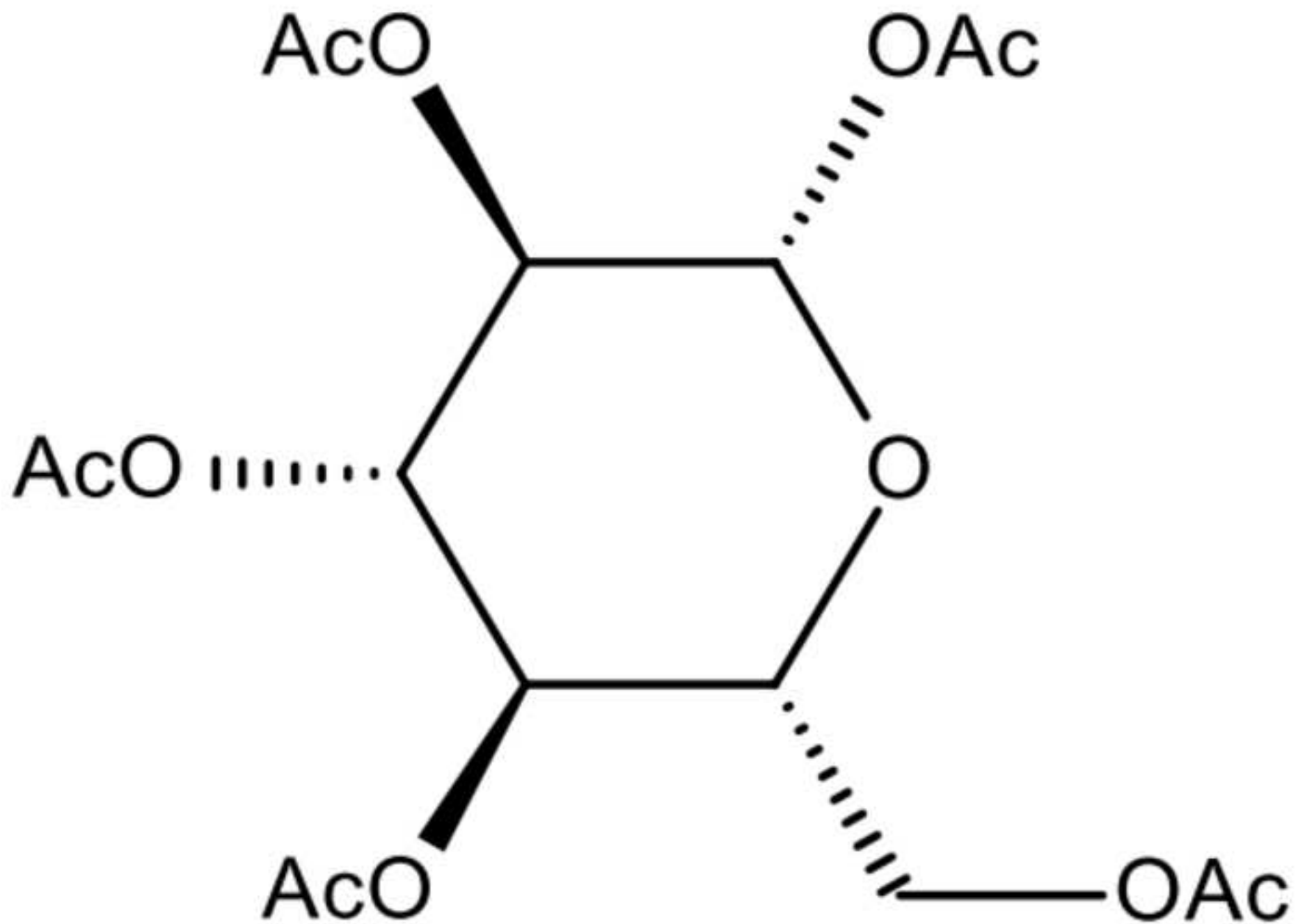
Click here to access/download
Supporting Information
Supporting_information.docx

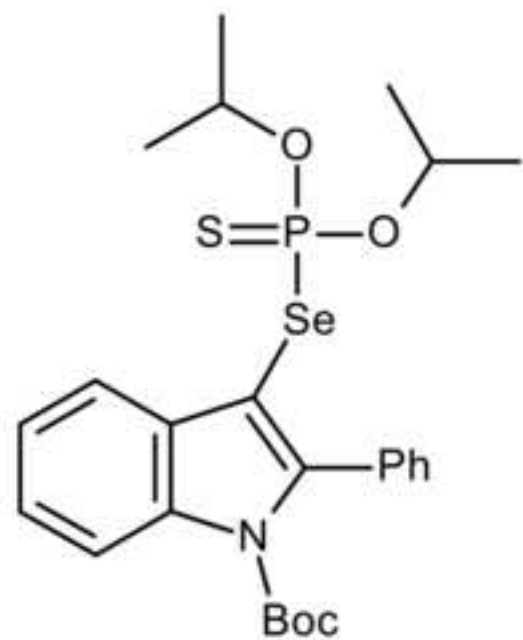




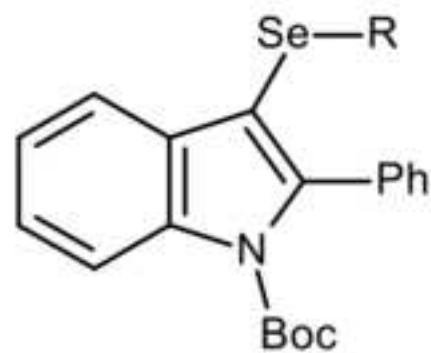
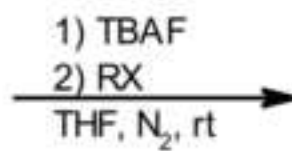




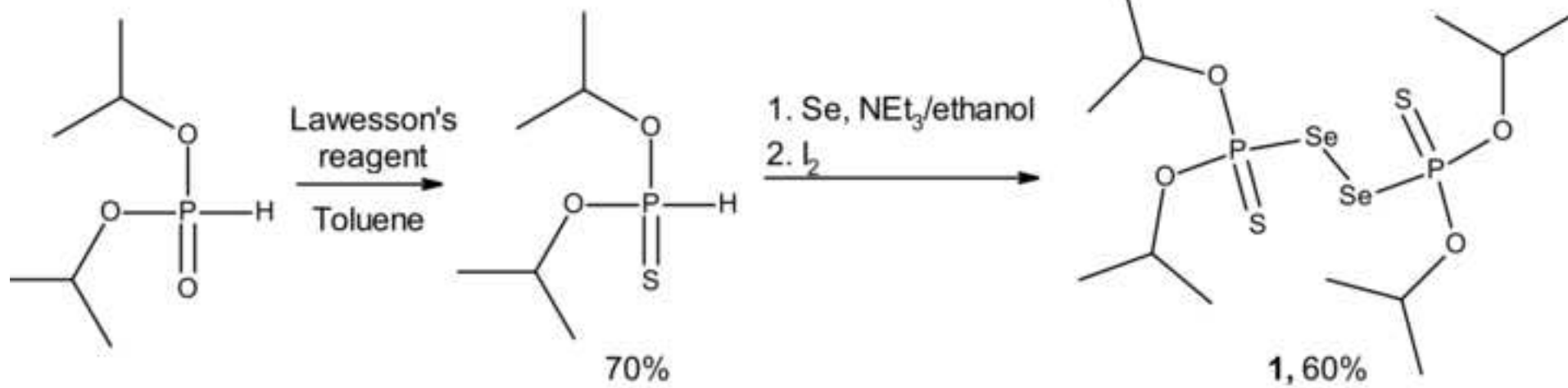


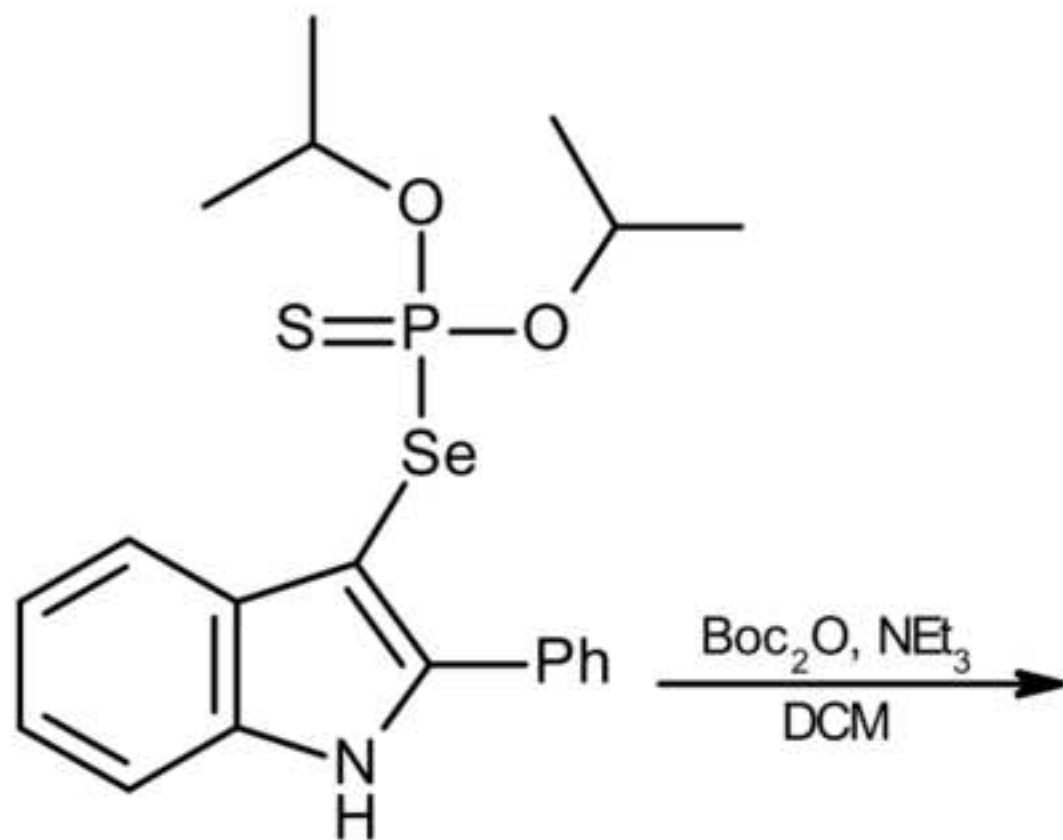


3a

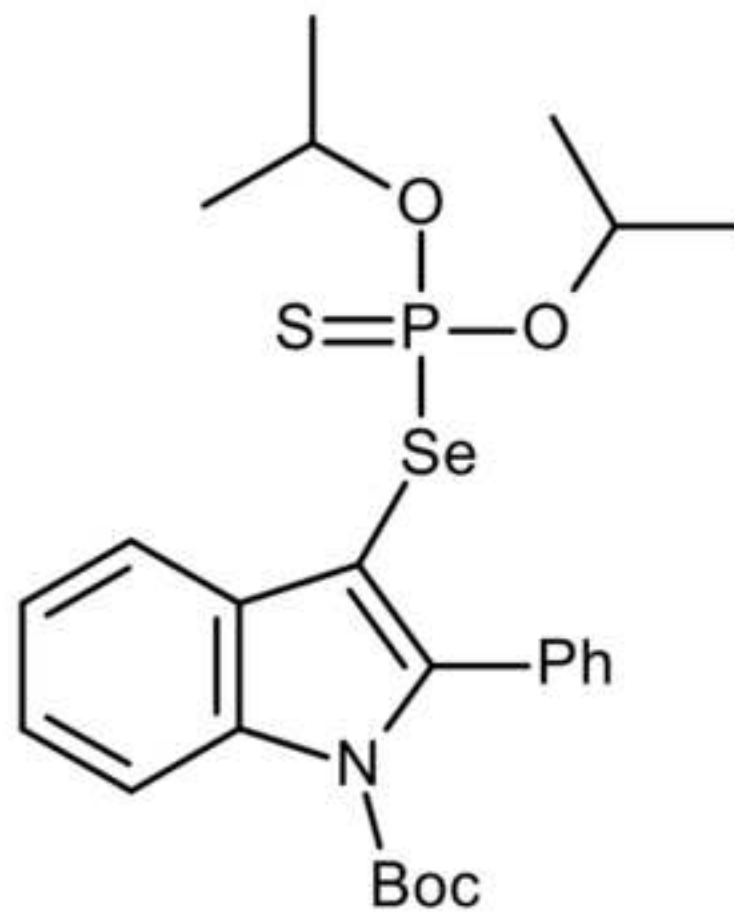
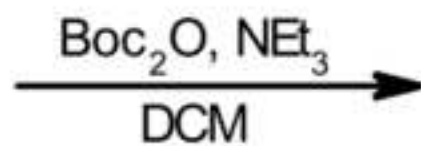


products **4a-4l**
71 - 93% yield

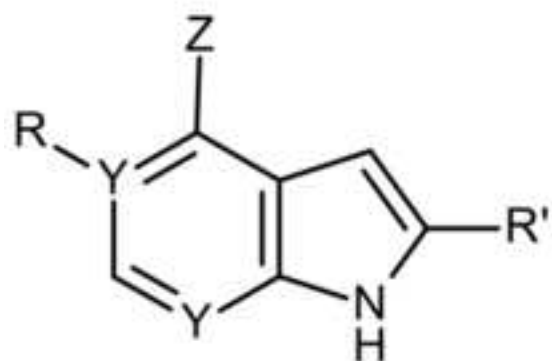




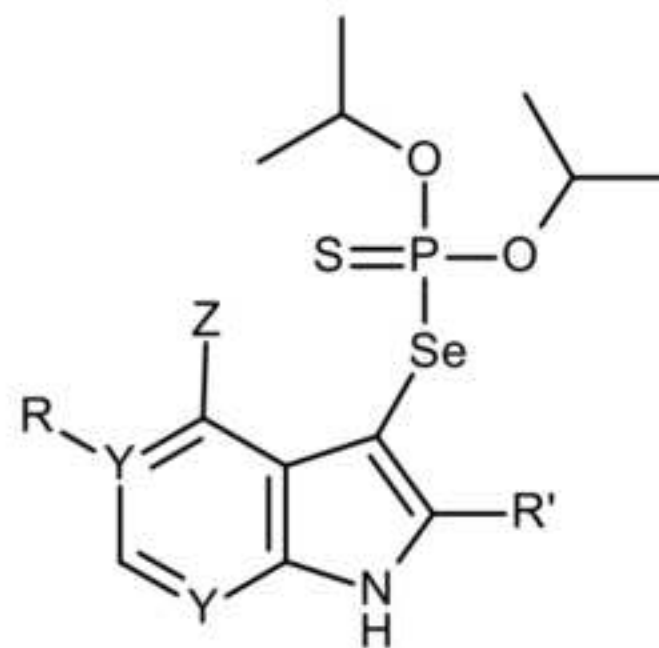
2b



3a, 73%



- 1) 1.3 eq. DBU, DCM 20°C
- 2) 0.5 eq. $[(iPrO)_2P(S)Se]_2$ **1**
- 3) 0.5 eq. I_2



products **2a-h**
50 - 80% yield