

Ring Opening of Triflates Derived from Benzophospholan-3-one Oxides by Aryl Grignard Reagents as a Route to 2-Ethynylphenyl(diaryl)phosphine Oxides

Łukasz Ponikiewski and Sylwia Sowa*



Cite This: <https://doi.org/10.1021/acs.joc.1c01629>



Read Online

ACCESS |



Metrics & More

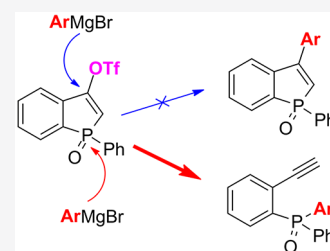


Article Recommendations



Supporting Information

ABSTRACT: A new simple method for the synthesis of 2-ethynylphenyl(diaryl)phosphine oxides via ring opening of benzophosphol-3-yl triflates has been developed. This process occurs via nucleophilic attack of a Grignard reagent at the phosphorus center, which results in ring opening and cleavage of a leaving group. The reaction proceeds under mild conditions and, within 15–60 min, leads to a library of previously unavailable 2-ethynylphenylphosphine oxides in yields up to 98%.



INTRODUCTION

Compounds possessing an ethynyl fragment became an attractive pattern in modern organic chemistry.¹ The growing importance of the chemistry of carbon–carbon triple bonds is due to their unique and diverse chemical reactivity and remarkable synthetic potential as they can be used as precursors for many classes of compounds including alkanes, alkenes, aldehydes, and carboxylic acids on both laboratory and industrial scales.^{1,2} Recently, ethynyl compounds have been intensively explored in catalytic reactions mediated by different metals (gold,³ copper,⁴ palladium,⁵ rhodium,⁶ and others⁷), providing various cyclic products. Moreover, ethynyl compounds have a wide range of applications in the synthesis of biologically active compounds and have been broadly exploited in drug discovery and development.⁸ Furthermore, an alkyne functionality is frequently used in medicine⁹ and chemical biology¹⁰ as a “click” probe to label or identify molecular targets and to assess target engagement. The “click-type” reactions of ethynyl compounds have also been exploited to synthesize π -conjugated macromolecules for organic electronics¹¹ and other materials.¹² On the other hand, ethynyl compounds themselves, especially those possessing expanded π -systems, have been involved in the preparation of organic structures for photo-optical purposes and others.¹³ All mentioned applications of alkynes benefit from the rapid development of the synthetic routes, enabling the incorporation of an ethynyl unit into the structure of nearly any organic molecule. The most explored methods here are Sonogashira coupling,¹⁴ copper-free Sonogashira reactions,¹⁵ and alkylation reaction.¹⁶

In the field of organophosphorus chemistry, (ethynyl)phosphine oxides were employed in the preparations of so-called “smart” polymers¹⁷ but also as the starting materials for

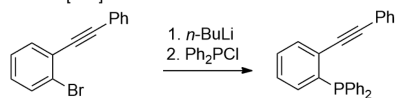
metal-catalyzed coupling,¹⁸ cyclization,¹⁹ cycloaddition,²⁰ and radical addition/cycloaddition.²¹ Another class of organophosphorus-possessing C–C triple bond compounds mentioned in the literature is *p*-ethynylphenylphosphine oxides. Those compounds have found several applications in the construction of star-shaped fluorescent molecules,²² microporous organic polymers (MOPs),²³ nanostructured carbon materials,²⁴ and triazole precursors.²⁵ Their *ortho* analogues with phosphorus at a lower oxidation state are typically used for the construction of the benzophosphole skeleton.²⁶ The access to those derivatives was achieved via a reaction of *o*-lithiotolane with chlorophosphine (Scheme 1A).^{26e,27} A different route to these derivatives was completed through Sonogashira coupling.²⁸ In 2020, Duan et al. showed that methyl(phenyl)phosphinic chloride in a reaction with lithium *o*-phenylethynylbenzene had provided *o*-phenylethynylphosphine oxide, which is immediately transformed into the corresponding benzophosphole oxide (Scheme 1B).²⁹ Another compound possessing an ethynyl moiety in the *ortho* position was obtained via [2 + 2 + 2] cyclization (Scheme 1, C).³⁰ To the best of our knowledge, the phosphine oxides possessing a terminal ethynyl moiety in the *ortho* position are unknown. The closest known analogues are derivatives of (*o*-ethynylphenyl)phosphonic acid synthesized by Ding³¹ and later Peng.³²

Received: July 14, 2021

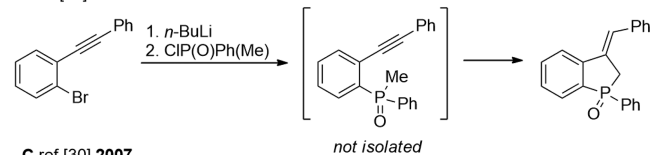
Scheme 1. Examples of the Synthesis of 2-Ethynylphenylphosphine Derivatives

Previous preparations:

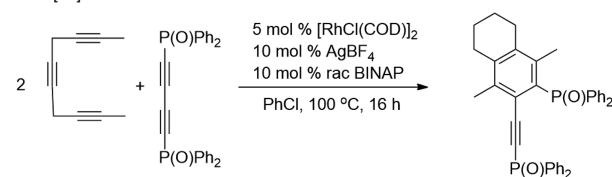
A ref [26e] 2015



B ref [29] 2020



C ref [30] 2007



This work:



RESULTS AND DISCUSSION

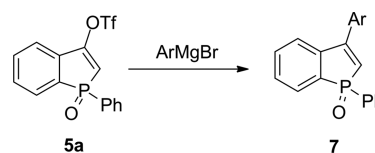
Herein, we want to present a new route to 2-ethynylphenyl-(diaryl)phosphine oxides via unprecedented ring opening of triflates derived from benzophospholan-3-one oxides.

We began our study with the preparation of a set of triflates **5** and **6** from benzophospholan-3-one oxides **3** and benzophospholan-3-one sulfide **4a** (Scheme 2, path d). Benzophospholan-3-one oxides **3** and sulfide **4a**, which were starting materials for triflates **5** and **6a**, were prepared in a two-step procedure, utilizing Ullman type coupling of phosphine oxide **1** followed by cyclization in the presence of LDA (Scheme 2, paths a and b). The preparation of benzophosphole sulfide **4a** was achieved via chemoselective reduction of P=O in **3** followed by oxidation of the phosphorus center with sulfur (Scheme 2, path c).

Our primary synthetic goal was to investigate the reactivity of triflates **5** and **6a** toward aryl Grignard reagents in order to

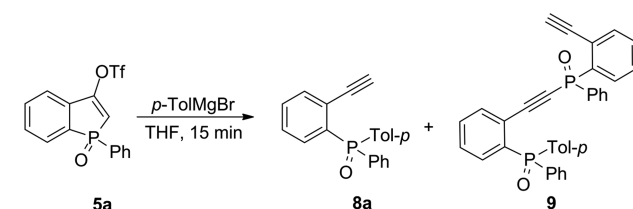
prepare 3-arylbenzophosphole oxides **7** according to the reaction depicted in Scheme 3.

Scheme 3. Predicted Outcome of the Reaction of **5a** with Aryl Grignard Reagents



In order to check the reactivity of triflates toward the Grignard reagent, the model triflate **5a** was reacted with *p*-tolylmagnesium bromide (Table 1). To our surprise, instead of

Table 1. Optimization of Reaction Conditions in a Reaction of **5a** and *p*-TolMgBr^a

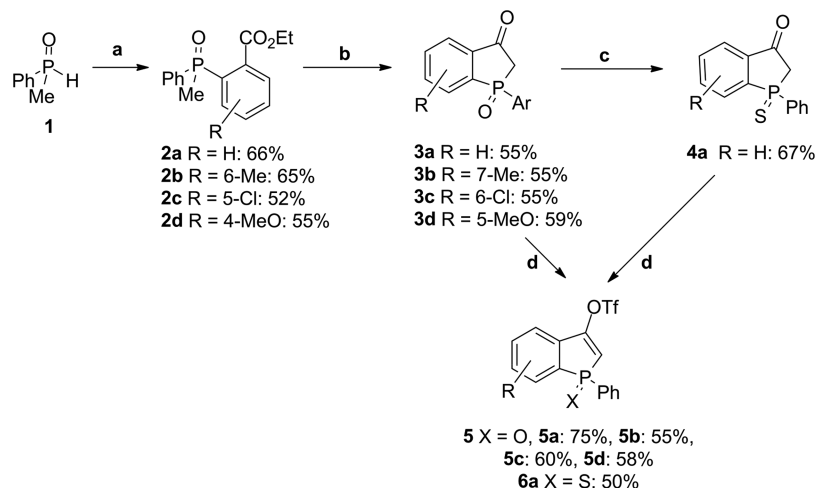


entry	5a / <i>p</i> -TolMgX (equiv)	temp (°C)	8a (%) ^b	9 (%) ^b
1	1:1.1	−78	36	29 ^c
2	1:1.1	−25	71	17
3	1:1.1	rt	76	7
4	1:1.1	0	65	10
5	1:1.8	0	83	10
6	1:2.5	0	83	0
7 ^d	1:1.5	0	98	0

^aReaction conditions: **5a** (0.13 mmol), ArMgBr (0.195 mmol), THF (2 mL). ^bIsolated yields. ^cStarting material **5a** and 1-phenylbenzophospholan-3-one oxide (**3a**) were present in the crude reaction mixture. ^dReaction was carried out for 30 min.

the expected 1-phenyl-3-(*p*-tolyl)benzophosphole oxide (**7a**), we have observed compound **8a** (as the major product), which, in most cases, remained in the mixture with diphosphorus compound **9** (Table 1, entries 1–5). We

Scheme 2. Synthetic Route to Triflates **5** and **6**



respectively. In sharp contrast to these reactions, the analogous reaction with *o*-TolMgCl was much less selective and resulted in a mixture of **8c** and ketone **3a**. In this case, product **8c** was formed with the lowest yield (38%). Noteworthy, the reaction with *p*-TolMgBr on a higher scale (0.6 mmol) has also provided desired product **8a** in a high yield (91%).

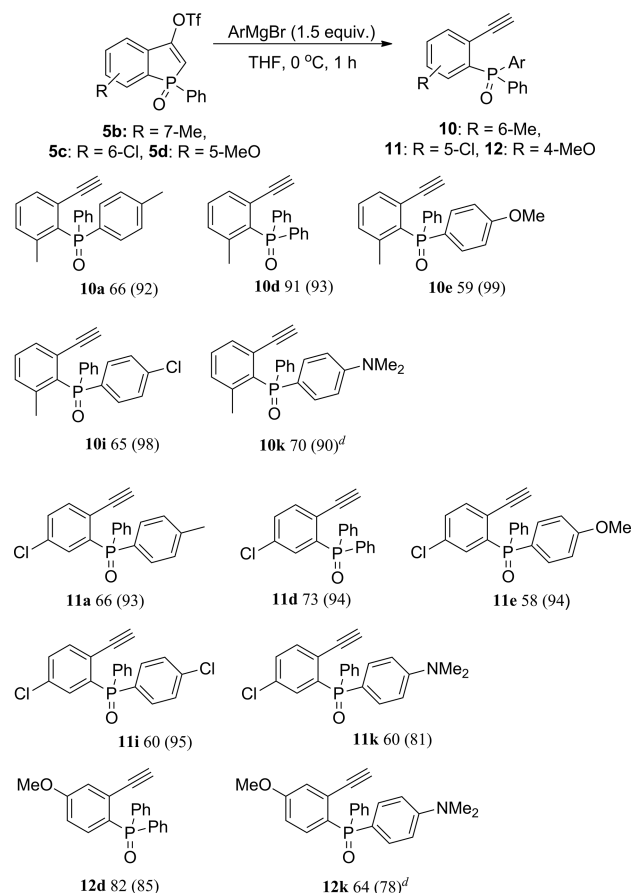
At the same time, the reactivity of triflate **5a** toward the Grignard reagent possessing electro-donating substituents (anisylmagnesium bromides) was not greatly dependent on the position of the methoxyl group in the phenyl ring. The reactions of compound **5a** with any isomer (*o*-, *m*-, *p*-) of anisylmagnesium bromide provided products **8d–f** with 89–98% yields. Another Grignard reagent with an electron-donating substituent, *p*-Me₂N–C₆H₄MgBr, in a reaction with **5a** has provided a mixture of **8k** and **3a**, which was enriched in **8k**. In this case, **8k** and **3a** were isolated in 60 and 7% yields, respectively.

Interestingly, even Grignard reagents possessing halogen atoms in the *para* position in the phenyl ring formed the desired products with a very high selectivity; however, isolated yields of **8i** and **8j** were slightly lower (82% yields for both reagents). In turn, a reaction of **5a** under the same conditions with bulky 9-phenantrylmagnesium bromide has led to product **8h** in 70% yield. Small amounts of other unidentified compounds were also observed but not isolated.

The results achieved for **5a** (Table 2) have prompted us to further investigate the selectivity of this process by changing the substituents in compound **5**. The obtained results are presented in Table 3. To our delight, once again, we were able to isolate the expected 2-ethynylphenyl(diaryl)phosphine oxides **10–12** in very good yields. In the case of compounds with electron-donating substituents in benzophosphole rings **5b** and **5d**, a reaction with PhMgBr afforded **10d** and **12d** in high yields –91 and 82%, respectively. Similar results were obtained when compound **5c** possessing a chlorine substituent was subjected to the reaction with PhMgBr. Product **11d** was successfully isolated in a 73% yield. Moreover, the reactions of **5b** with other Grignard reagents (*p*-TolMgBr, *p*-AnMgBr, *p*-Cl–C₆H₄MgBr) provided **10–11a,e,i** as the major products in the crude reaction mixture. Therefore, we assume that the studied reaction is tolerant toward differently substituted aryl Grignard reagents. Unfortunately, the isolation step was less successful in comparison to products formed in reactions with PhMgBr (**10d**, **11d**, **12d**). In these cases, we noted lower isolated yields in the range of 58–66%. Faster isolation of **10–12** (higher polarity of the eluent, short chromatography column) resulted in higher yields and moderate purity. In opposite, when compounds were eluted slower (lower polarity of eluent, longer chromatography column), higher purity was noted with a significant reduction of yield. For instance, when isolating **10a** in a lower polarity solvent and a higher polarity solvent, we observed 38% and 66% yields, respectively. It seems that a terminal acetylene moiety can interact with acidic silica gel, which causes a decrease in yield. Unfortunately, some loss during isolation was also observed for products **10k**, **11k**, and **12k** possessing an amino moiety. Even the addition of triethylamine to the eluent during the chromatography column was not beneficial, and all of these products were isolated in a moderate yield, 60–70%.

To verify the influence of the P = X center on the reaction course, sulfide **6a** derived from 1-phenylbenzophosphole sulfide (**4a**) was subjected to the reaction with PhMgBr. In contrast to phosphine oxide **5a**, phosphine sulfide **6a** turned

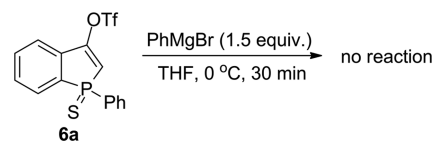
Table 3. Reactivity of Substituted Benzophosphole Oxides 5b–d with Aryl Grignard Reagents^{a,b,c}



^aReaction conditions: **5a** (0.13 mmol), ArMgBr (0.195 mmol), THF (2 mL). ^bIsolated yields of product. ^cNumbers in parentheses indicate yields according to ³¹P NMR. ^dFormation of a small amount of ketone **3a** was observed but not isolated.

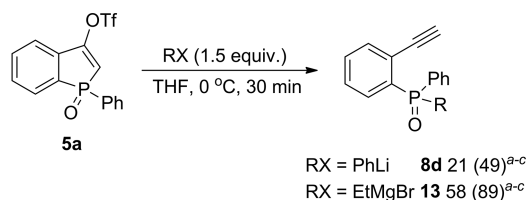
out to be unreactive under the developed conditions, and **6a** has been recovered in 72% yield (Scheme 4).

Scheme 4. Reactivity of **6a** toward PhMgBr



In the last part of the study, we subjected triflate **5a** to the reactions with different organometallic nucleophiles (Scheme 5). In the case of the reaction with phenyllithium, the selectivity of the reaction toward the formation of **8d** has lowered in comparison to the use of PhMgBr. Compound **8d** was still the main product but has remained in the mixture with other unidentified products. Finally, we were able to isolate **8d** in a 21% yield. In turn, the reaction with the alkyl Grignard reagent has led to similar reactivity as it was observed for aryl Grignard reagents. As the result of the reaction of **5a** with EtMgBr, ethyl(2-ethynylphenyl)phenylphosphine oxide (**13**) was observed as a major product in the reaction mixture and isolated in 58% yield.

Scheme 5. Reactivity of **5a** toward Different Organometallic Nucleophiles



^a Reaction conditions: **5a** (0.108 mmol), RX (0.164 mmol), THF (2 mL). ^b Isolated yields of product (%). ^c Numbers in parentheses indicate yields according to ³¹P NMR (%).

A plausible mechanism for the formation of 2-ethynylphenyl(diaryl)phosphine oxides is depicted in Scheme 6 (eq 1). This includes the attack of an aryl Grignard reagent (**II**) on the phosphorus atom in triflate **I**, which, in turn, causes the opening of the five-membered ring and the formation of a triple bond in the *ortho* position to the phosphorus center. The consequence of the ring opening is the cleavage of the leaving group (⁻OTf), resulting in the formation of 2-ethynylphenyl-(diaryl)phosphine oxide (**III**).

In eq 2, a plausible mechanism of the subsequent reaction of phosphine oxide **III**, leading to compound **V**, is presented. The deprotonation of the formed phosphine oxide **III** by an aryl Grignard reagent leads to the formation of an anion **IV**, which competes with the Grignard reagent in a reaction with another molecule of **I**. The attack of anion **IV** leads to an analogous ring opening of **I** as it was observed for the Grignard reagent. In accordance with eq 1, the formation of a triple bond in the *ortho* position in compound **V** is observed. As a consequence, product **V** with an alkyne–phosphorus bond is formed.

CONCLUSION

In summary, we developed a facile method for the synthesis of 2-ethynylphenyl(diaryl)phosphine oxides from readily available reagents under mild conditions and in a short time. It is the first example of the preparation of arylphosphine oxides possessing a terminal ethynyl moiety in the *ortho* position in a phenyl ring. The mechanism for the formation of both 2-ethynylphenyl(diaryl)phosphine oxides **8** and diphosphorus compound **9** has been proposed. The scope of the method for diverse substitution patterns in a structure of a Grignard

reagent, benzophosphole core, and phosphorus atom has been investigated. The application of the method for the higher-scale preparations has been confirmed. The study of reactivity of 2-ethynylphenyl(diaryl)phosphine oxides and compound **9** is underway in our laboratory.

EXPERIMENTAL SECTION

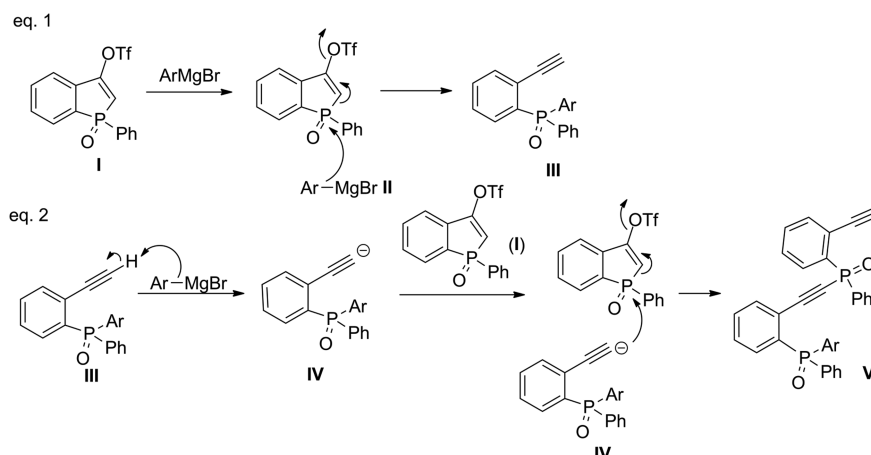
All reactions were performed under an argon atmosphere using Schlenk techniques. Only dry solvents were used, and glassware was heated under a vacuum prior use. All chemicals were used as received unless noted otherwise. Solvents for chromatography and crystallization were distilled once before use, and the solvents for extraction were used as received. THF and toluene were distilled from sodium/benzophenone ketyl under argon. DCM was dried using P₄O₁₀ and distilled before use.

¹H NMR, ³¹P{¹H} NMR, and ¹³C{¹H} NMR spectra were recorded on a Bruker Avance 500 spectrometer at an ambient temperature in CDCl₃ unless otherwise noted. Chemical shifts (δ) are reported in ppm from tetramethylsilane with the solvent as an internal indicator (CDCl₃ 7.27 ppm for ¹H and 77 ppm for ¹³C). Structural assignments were made with additional information from DEPT experiments. Mass spectra were recorded on Shimadzu GC–MS QP2010S in electron ionization (EI). Melting points were determined on a Büchi Melting Point M-560 in a capillary tube and were uncorrected. HPLC–HRMS was performed on a Shimadzu HRMS ESI-IT-TOF using a reverse-phase stationary phase with water/MeCN (65:35) as an eluent, electrospray ionization (ESI), and an IT-TOF detector. Elementary analyses were performed on a Perkin Elmer CHN 2400. Thin-layer chromatography (TLC) was performed with precoated silica gel plates and visualized by UV light or KMnO₄ solution or iodide on silica gel. The reaction mixtures were purified by column chromatography over silica gel (60–240 mesh).

Single crystals for **9** were obtained by dissolving 35 mg of **9** (an oil from chromatography column) in about 1 mL of AcOEt. Then 24 h later at 25 °C, colorless crystals appeared. Obtained crystals were isolated and dried for 24 h in rt.

The X-ray intensity data for **9** were collected on a diffractometer IPDS2T equipped with a STOE image plate detector system using a microfocus X-ray source providing K α radiation by high-grade multilayer X-ray mirror optics for a Mo ($\lambda = 0.71073 \text{ \AA}$) wavelength. The measurement was carried out at 120 K. The structure of the compounds was solved by direct methods and refined against *F*² with the Shelxs-2008 and Shelxl-2008 programs³³ run under WinGX.³⁴ Non-hydrogen atoms were refined with anisotropic displacement parameters. The isotropic displacement parameters of all hydrogens were fixed to 1.2 *U*_{eq} for CH and CH₂ (1.5 times for methyl groups).

Scheme 6. Plausible Mechanism of the Formation of Products **8a** and **9**



The crystallographic data for the structure of **9** reported in this work have been deposited in the Cambridge Crystallographic Data Centre (CCDC 2094907).

The starting compounds were prepared according to reported methods: phenyl(methyl)phosphine oxide,³⁵ methyl 2-iodobenzoate,³⁶ methyl 2-iodo-6-methylbenzoate,³⁷ methyl 2-iodo-5-chlorobenzoate,³⁸ 2-iodo-4-methoxybenzoic acid,³⁹ methyl 2-iodo-4-methoxybenzoate.⁴⁰

Syntheses of 2-Methoxycarbonylphenylphosphine Oxides 2 Were Performed According to a Reported Procedure (General Procedure A).³⁵ (2-Methoxycarbonylphenyl)(methyl)phenylphosphine Oxide (**2a**).³⁵ Methyl(phenyl)phosphine oxide (1.248 g, 8.91 mmol) was reacted according to a reported procedure³⁵ with methyl 2-iodobenzoate (2.567 g, 9.7 mmol) to afford **2a** (66%, 1.61 g, 5.9 mmol). ¹H NMR (500 MHz, CDCl₃): δ 8.33–8.53 (m, 1H), 7.87–7.89 (m, 1H), 7.68–7.71 (m, 1H), 7.56–7.63 (m, 3H), 7.42–7.49 (m, 1H), 7.38–7.42 (m, 2H), 3.54 (s, 3H), 2.22 (d, *J*_{P-H} = 13.87 Hz, 3H). ¹³C{¹H} NMR (125 MHz, CDCl₃): δ 167.0 (d, *J*_{P-H} = 2.7 Hz, C), 134.5 (d, *J*_{P-H} = 107.2 Hz, C), 134.3 (d, *J*_{P-H} = 7.3 Hz, CH), 133.8 (d, *J*_{P-H} = 92.6 Hz, C), 133.6 (d, *J*_{P-H} = 6.4 Hz, CH), 131.7 (s), 131.6 (s), 131.2 (d, *J*_{P-H} = 2.7 Hz, CH), 130.2 (d, *J*_{P-H} = 8.2 Hz, CH), 129.8 (d, *J*_{P-H} = 10.0 Hz, CH), 128.2 (d, *J*_{P-H} = 11.8 Hz, CH), 52.7 (s, H₃CO), 16.3 (d, *J*_{P-H} = 77.2 Hz, CH₃). ³¹P{¹H} NMR (202 MHz, CDCl₃): δ 33.45 (s).

[(2-Methoxycarbonyl)-6-methylphenyl]methylphenylphosphine Oxide (**2b**). Methyl(phenyl)phosphine oxide (2.2 g, 15.7 mmol) was reacted according to a reported procedure³⁵ with methyl 2-iodo-6-methylbenzoate (4.77 g, 17.4 mmol) to afford **2b** as a brown solid (65%, 2.96 g, 10.2 mmol). Mp: 73.4–74.2 °C. *R*_f = 0.34 (30:5:1 CHCl₃/AcOEt/MeOH). ¹H NMR (500 MHz, CDCl₃): δ 7.66–7.70 (m, 2H), 7.49–7.53 (m, 1H), 7.43–7.56 (m, 3H), 7.36–7.40 (m, 1H), 7.27–7.31 (m, 1H), 3.69 (s, 3H), 2.35 (s, 3H), 2.17 (d, *J*_{P-H} = 13.40 Hz, 3H). ¹³C{¹H} NMR (125 MHz, CDCl₃): δ 170.2 (d, *J*_{C-P} = 4.5 Hz, C), 142.6 (d, *J*_{C-P} = 9.1 Hz, C), 139.1 (d, *J*_{C-P} = 7.3 Hz, C), 135.1 (d, *J*_{C-P} = 103.5 Hz, C), 133.6 (d, *J*_{P-C} = 10.0 Hz, CH), 131.6 (d, *J*_{C-P} = 2.7 Hz, CH), 131.2 (d, *J*_{C-P} = 1.8 Hz, CH), 130.1 (d, *J*_{C-P} = 10.9 Hz, 2CH), 129.9 (d, *J*_{C-P} = 94.5 Hz, C), 128.6 (d, *J*_{C-P} = 11.8 Hz, 2CH), 126.1 (d, *J*_{C-P} = 9.1 Hz, CH), 52.6 (s, H₃CO), 22.7 (d, *J*_{C-P} = 4.5 Hz, CH₃), 16.6 (d, *J*_{C-P} = 74.6 Hz, CH₃). ³¹P{¹H} NMR (202 MHz, CDCl₃): δ 32.57 (s). GC-MS (EI) *m/z*: 274 (29) (M-CH₃+H)⁺, 273 (100) (M-CH₃)⁺, 256 (14), 213 (10), 195 (27), 179 (8), 178 (8), 167 (13), 166 (15), 165 (48), 152 (16), 139 (24), 137 (11), 121 (12), 109 (12), 107 (9), 91 (29), 90 (18), 89 (46), 79 (14), 78 (60), 77 (99), 74 (16). HRMS (ESI/Q-TOF) *m/z*: [M + Na]⁺ calcd for C₁₆H₁₇O₃PNa, 311.0808; found, 311.0802.

[(2-Methoxycarbonyl)-5-chlorophenyl]methylphenylphosphine Oxide (**2c**). Methyl(phenyl)phosphine oxide (2.41 g, 17.2 mmol) was reacted according to a reported procedure³⁵ with methyl 5-chloro-2-iodobenzoate (5.16 g, 17.4 mmol) to afford **2c** as a brown solid (52%, 2.74 g, 8.9 mmol). Mp: 111–112 °C. *R*_f = 0.38 (30:5:1 CHCl₃/AcOEt/MeOH). ¹H NMR (500 MHz, CDCl₃): δ 8.43–8.46 (m, 1H), 7.85–7.88 (m, 1H), 7.58–7.63 (m, 3H), 7.47–7.51 (m, 1H), 7.41–7.45 (m, 2H), 3.56 (s, 3H), 2.25 (d, *J*_{P-H} = 14.19 Hz, 3H). ¹³C{¹H} NMR (125 MHz, CDCl₃): δ 166.1 (d, *J*_{C-P} = 1.8 Hz, C), 139.0 (d, *J*_{C-P} = 13.6 Hz, C), 136.7 (d, *J*_{C-P} = 89.0 Hz, C), 134.7 (d, *J*_{C-P} = 7.3 Hz, CH), 134.1 (d, *J*_{C-P} = 108.1 Hz, C), 131.8 (d, *J*_{C-P} = 9.1 Hz, CH), 131.7 (d, *J*_{C-P} = 1.8 Hz, CH), 131.5 (d, *J*_{C-P} = 2.7 Hz, CH), 129.9 (d, *J*_{C-P} = 10.0 Hz, CH), 128.3 (d, *J*_{C-P} = 12.7 Hz, CH), 52.4 (s, CH₃), 16.0 (d, *J*_{C-P} = 78.1 Hz, CH₃). ³¹P{¹H} NMR (202 MHz, CDCl₃): δ 32.44 (s). GC-MS (EI) *m/z*: 295 (22), 294 (7), 293(72) (M-CH₃)⁺, 263 (6), 165 (9), 163 (11), 154 (11), 153 (8), 152 (18), 151 (17), 139 (28), 138 (17), 126 (10). HRMS (ESI/Q-TOF) *m/z*: [M + Na]⁺ calcd for C₁₅H₁₄ClO₃PNa, 331.0261; found, 331.0270.

[(2-Methoxycarbonyl)-4-methoxyphenyl]methylphenylphosphine Oxide (**2d**). Methyl(phenyl)phosphine oxide (2.27 g, 16.2 mmol) was reacted according to a reported procedure³⁵ with methyl 2-iodo-4-methoxybenzoate (5.25 g, 17.98 mmol) to afford **2d** as a yellowish solid (55%, 2.71 g, 8.91 mmol). Mp: 115.9–116.5 °C. *R*_f = 0.28 (30:5:1 CHCl₃/AcOEt/MeOH). ¹H

NMR (500 MHz, CDCl₃): δ 8.26–8.31 (m, 1H), 7.58–7.62 (m, 2H), 7.42–7.49 (m, 1H), 7.39–7.41 (m, 3H), 7.17–7.20 (m, 1H), 3.89 (s, 3H), 3.54 (s, 3H), 2.19 (d, *J*_{P-H} = 14.2 Hz, 3H). ¹³C{¹H} NMR (125 MHz, CDCl₃): δ 166.8 (d, *J*_{C-P} = 1.8 Hz, C), 162.0 (d, *J*_{C-P} = 1.8 Hz, C), 136.4 (d, *J*_{C-P} = 9.1 Hz, CH), 135.3 (d, *J*_{C-P} = 7.3 Hz, C), 135.1 (d, *J*_{C-P} = 106.3 Hz, C), 131.1 (d, *J*_{C-P} = 2.7 Hz, CH), 129.8 (d, *J*_{C-P} = 10.0 Hz, 2CH), 128.2 (d, *J*_{C-P} = 12.7 Hz, 2CH), 124.8 (d, *J*_{C-P} = 100.0 Hz, C), 116.5 (d, *J*_{C-P} = 2.7 Hz, CH), 116.4 (d, *J*_{C-P} = 5.5 Hz, CH), 55.6 (s, CH₃), 52.2 (s, CH₃), 16.6 (d, *J*_{C-P} = 78.1 Hz, CH₃). ³¹P{¹H} NMR (202 MHz, CDCl₃): δ 32.55 (s). GC-MS (EI) *m/z*: 304 (2) (M)⁺, 290 (18), 289 (100) (M-CH₃)⁺, 273 (13), 257 (16), 227 (13), 211 (13), 139 (31), 121 (11), 107 (10), 91 (14), 77 (50). HRMS (ESI/Q-TOF) *m/z*: [M + H]⁺ calcd for C₁₆H₁₇O₄P, 305.0937; found, 305.0929.

Synthesis of Benzophospholan-3-one Oxides 3 (General Procedure B).⁴¹ To a Schlenk tube (100 mL) equipped with a magnetic stirrer and an argon inlet phosphine was added oxide **2** (2.0 mmol) in anhydrous THF (15 mL), and the mixture was cooled to –78 °C with a dry ice/acetone bath. Then, LDA (2.5 mL, 5.0 mmol, 2 M solution) was added, and the mixture was stirred at the same temperature for 30 min. After that time, the ice bath was removed. The reaction mixture was stirred at rt overnight and then quenched by the addition of a saturated NH₄Cl solution (5 mL) and extracted with CHCl₃ (5 × 10 mL). The collected organic phases were dried over Na₂SO₄, the solid was filtered off, and the filtrate was evaporated under reduced pressure. The crude residue was checked using NMR techniques. Then, the crude mixture was dissolved in DCM (30 mL), solution of HCl (1 M, 10 mL) was added, and the mixture was vigorously stirred for 30 min. Then the acidic water phase was removed in a separating funnel, the organic phase was returned to the flask, and another portion of HCl (1 M, 10 mL) was added. The mixture was once again vigorously stirred for 30 min, and after that time, the acidic water phase was separated. The organic phase was washed with water (10 mL) and dried over Na₂SO₄. The solid was filtered off, and the filtrate was evaporated under reduced pressure. The residue was purified by short (5 cm) column chromatography on silica gel using CHCl₃/acetone (2:1 v/v) or CHCl₃/EtOAc/MeOH (30:5:1 v/v/v) as an eluent.

Benzophospholan-3-one Oxide (3a).²⁹ Compound **2a** (0.55 g, 2.0 mmol) was reacted according to general procedure B to afford **3a** (55%, 0.266 g, 1.1 mmol). ¹H NMR (500 MHz, CDCl₃): δ 8.03–8.07 (m, 1H), 7.85–7.90 (m, 1H), 7.75–7.83 (m, 2H), 7.52–7.60 (m, 3H), 7.44–7.48 (m, 2H), 3.12–3.31 (m, 2H). ¹³C{¹H} NMR (125 MHz, CDCl₃): δ 194.3 (d, *J*_{C-P} = 12.7 Hz, C), 141.5 (d, *J*_{C-P} = 91.7 Hz, C), 141.3 (d, *J*_{C-P} = 12.7 Hz, C), 135.9 (d, *J*_{C-P} = 10.9 Hz, CH), 133.6 (d, *J*_{C-P} = 2.7 Hz, CH), 132.5 (d, *J*_{C-P} = 2.7 Hz, CH), 130.8 (d, *J*_{C-P} = 105.4 Hz, C), 130.6 (d, *J*_{C-P} = 10.9 Hz, 2CH), 129.3 (d, *J*_{C-P} = 6.4 Hz, CH), 128.9 (d, *J*_{C-P} = 13.6 Hz, CH), 124.6 (d, *J*_{C-P} = 10.9 Hz, CH), 40.1 (d, *J*_{C-P} = 71.8 Hz, CH₂). ³¹P{¹H} NMR (202 MHz, CDCl₃): δ 29.92 (s).

7-Methylbenzophospholan-3-one Oxide (3b). Compound **2b** (0.577 g, 2.0 mmol) was reacted according to general procedure B to afford **3b** as a beige solid (55%, 0.28 g, 1.1 mmol). Mp: 165–166 °C (dec.). *R*_f = 0.66 (2:1 CHCl₃/acetone). ¹H NMR (500 MHz, CDCl₃): δ 7.78–7.792 (m, 1H), 7.64–7.68 (m, 1H), 7.53–7.63 (m, 4H), 7.46–7.58 (m, 2H), 3.09–3.32 (m, 2H), 2.43 (s, 3H). ¹³C{¹H} NMR (125 MHz, CDCl₃): δ 194.6 (d, *J*_{C-P} = 13.6 Hz, C), 142.0 (d, *J*_{C-P} = 5.5 Hz, C), 141.8 (d, *J*_{C-P} = 12.7 Hz, C), 139.7 (d, *J*_{C-P} = 90.8 Hz, C), 137.1 (d, *J*_{C-P} = 9.1 Hz, CH), 133.9 (d, *J*_{C-P} = 1.8 Hz, CH), 132.4 (d, *J*_{C-P} = 3.6 Hz, CH), 130.9 (d, *J*_{C-P} = 103.5 Hz, C), 130.6 (d, *J*_{C-P} = 10.9 Hz, CH), 129.0 (d, *J*_{C-P} = 12.7 Hz, CH), 122.2 (d, *J*_{C-P} = 11.8 Hz, CH), 40.5 (d, *J*_{C-P} = 71.5 Hz, CH₂), 19.4 (d, *J*_{C-P} = 4.5 Hz, CH₃). ³¹P{¹H} NMR (202 MHz, CDCl₃): δ 30.36 (s). GC-MS (EI) *m/z*: 258 (7), 257 (13), 256 (63) (M)⁺, 255 (37), 236 (8), 213 (24), 179 (9), 166 (28), 165 (42), 151 (10), 150 (12), 137 (14), 121 (12), 106 (29). HRMS (ESI/Q-TOF) *m/z*: calcd for C₁₅H₁₃O₂P [M + Na]⁺, 279.0545; found, 279.0553.

6-Chlorobenzophospholan-3-one Oxide (3c). Compound **2c** (0.617 g, 2.0 mmol) was reacted according to general procedure B to afford **3c** as an orange oil (55%, 0.3 g, 1.1 mmol). *R*_f = 0.36 (30:5:1

CHCl₃/AcOEt/MeOH). ¹H NMR (500 MHz, CDCl₃): δ 7.99–8.01 (m, 1H), 7.81–7.84 (m, 1H), 7.72–7.74 (m, 1H), 7.58–7.62 (m, 3H), 7.49–7.52 (m, 2H), 3.16–3.36 (m, 2H). ¹³C{¹H} NMR (125 MHz, CDCl₃): δ 192.9 (d, *J*_{C–P} = 12.7 Hz, C), 143.5 (d, *J*_{C–P} = 108.1 Hz, C), 143.1 (d, *J*_{C–P} = 33.6 Hz, C), 139.5 (d, *J*_{C–P} = 12.7 Hz, C), 134.2 (d, *J*_{C–P} = 2.7 Hz, CH), 132.9 (d, *J*_{C–P} = 3.6 Hz, CH), 130.7 (d, *J*_{C–P} = 10.9 Hz, CH), 130.1 (d, *J*_{C–P} = 106.3 Hz, C), 129.3 (d, *J*_{C–P} = 6.4 Hz, CH), 129.2 (d, *J*_{C–P} = 14.5 Hz, CH), 126.1 (d, *J*_{C–P} = 11.8 Hz, CH), 40.2 (d, *J*_{C–P} = 71.8 Hz, CH₂). ³¹P{¹H} NMR (202 MHz, CDCl₃): δ 32.55 (s). GC–MS (EI) *m/z*: 278 (14), 277 (7), 276 (49) (M)⁺, 235 (14), 234 (14), 233 (57). HRMS (ESI/Q-TOF) *m/z*: calcd for C₁₄H₁₀ClO₂P [M + H]⁺, 277.0180; found, 277.0180.

5-Methoxybenzophospholan-3-one Oxide (3d). Compound **2d** (0.609 g, 2.0 mmol) was reacted according to general procedure B to afford **3d** as a brown oil (59%, 0.32 g, 1.18 mmol). *R*_f = 0.72 (2:1 CHCl₃/acetone). ¹H NMR (500 MHz, CDCl₃): δ 7.74–7.78 (m, 1H), 7.52–7.59 (m, 3H), 7.44–7.47 (m, 3H), 7.32–7.35 (m, 1H), 3.93 (m, 3H), 3.11–3.32 (m, 2H). ¹³C{¹H} NMR (125 MHz, CDCl₃): δ 194.3 (d, *J*_{C–P} = 12.7 Hz, C), 164.2 (d, *J*_{C–P} = 2.7 Hz, C), 144.0 (d, *J*_{C–P} = 14.5 Hz, C), 133.2 (d, *J*_{C–P} = 97.2 Hz, C), 132.4 (d, *J*_{C–P} = 3.6 Hz, CH), 133.2 (d, *J*_{C–P} = 107.2 Hz, C), 130.7 (d, *J*_{C–P} = 10.7 Hz, 2CH), 130.6 (d, *J*_{C–P} = 7.4 Hz, CH), 129.0 (d, *J*_{C–P} = 12.9 Hz, 2CH), 124.7 (d, *J*_{C–P} = 11.7 Hz, CH), 106.5 (d, *J*_{C–P} = 12.6 Hz, CH), 55.9 (s, OCH₃), 40.8 (d, *J*_{C–P} = 71.8 Hz, CH₂). ³¹P{¹H} NMR (202 MHz, CDCl₃): δ 28.92 (s). GC–MS (EI) *m/z*: 273 (24), 272 (100) (M)⁺, 271 (17), 256 (12), 244 (21), 229 (49), 210 (12), 208 (15), 195 (18), 193 (19), 183 (10), 179 (31), 165 (21), 153 (12), 152 (29), 148 (13), 139 (21), 137 (11), 120 (43), 107 (24), 91 (36), 89 (14). HRMS (ESI/Q-TOF) *m/z*: calcd for C₁₅H₁₃O₃P [M + H]⁺, 273.0675; found, 273.0681.

Synthesis of Benzophospholan-3-one Sulfide (4a, General Procedure C). To a Schlenk tube (100 mL) equipped with a magnetic stirrer and an argon inlet was added phosphine oxide **3a** (0.528 g, 2.18 mmol) in anhydrous toluene (20 mL). Then, HSiCl₃ (2.2 mL, 21.8 mmol) was added, and the mixture was stirred at rt for 18 h. The crude reaction mixture was checked using the ³¹P{¹H} NMR technique. Then, sulfur (21.8 mmol) was added, and the reaction mixture was stirred at rt for 8 h. Then, the reaction mixture was quenched by the addition of saturated NH₄Cl solution (5 mL) and extracted with CHCl₃ (5 × 10 mL). The collected organic phases were dried over Na₂SO₄, the solid was filtered off, and the filtrate was evaporated under reduced pressure. The crude product was purified by column chromatography on silica gel using hexane/*i*-PrOH (10:1 v/v) as an eluent.

Benzophospholan-3-one Sulfide (4a). Compound **3a** (0.48 g, 2.0 mmol) was reacted according to general procedure C to afford **4a** as a brownish oil (67%, 0.346 g, 1.34 mmol). *R*_f = 0.44 (10:1 hexane/*i*-PrOH). ¹H NMR (500 MHz, CDCl₃): δ 8.03–8.07 (m, 1H), 7.83–7.91 (m, 2H), 7.74–7.78 (m, 1H), 7.65–7.70 (m, 2H), 7.52–7.53 (m, 1H), 7.44–7.48 (m, 2H), 3.35–3.47 (m, 2H). ¹³C{¹H} NMR (125 MHz, CDCl₃): δ 195.3 (d, *J*_{C–P} = 9.1 Hz, C), 143.4 (d, *J*_{C–P} = 76.3 Hz, C), 139.6 (d, *J*_{C–P} = 10.9 Hz, C), 136.4 (d, *J*_{C–P} = 11.8 Hz, CH), 132.9 (d, *J*_{C–P} = 2.7 Hz, CH), 132.1 (d, *J*_{C–P} = 3.6 Hz, CH), 131.2 (d, *J*_{C–P} = 81.8 Hz, C), 130.8 (d, *J*_{C–P} = 11.8 Hz, 2CH), 129.4 (d, *J*_{C–P} = 7.3 Hz, CH), 128.9 (d, *J*_{C–P} = 12.7 Hz, 2CH), 128.3 (d, *J*_{C–P} = 19.9 Hz, C), 124.8 (d, *J*_{C–P} = 10.9 Hz, CH), 45.8 (d, *J*_{C–P} = 57.2 Hz, CH₂). ³¹P{¹H} NMR (202 MHz, CDCl₃): δ 32.02 (s). GC–MS (EI) *m/z*: 260 (7), 259 (58) (M)⁺, 258 (100), 226 (15), 184 (10), 185 (33), 165 (24), 153 (11), 152 (31), 151 (7), 150 (12), 149 (98), 139 (21), 136 (10), 134 (12), 121 (36), 120 (12), 118 (11), 109 (44), 108 (24), 107 (67), 95 (13), 91 (29), 90 (15), 89 (20), 81 (19), 78 (20). Anal. Calcd for C₁₄H₁₁OPS: C, 65.10; H, 4.29. Found: C, 64.90; H, 4.10.

Synthesis of Triflates 5 and 6a (General Procedure D). To a Schlenk tube (50 mL) equipped with a magnetic stirrer and an argon inlet was added phosphine oxide **3** (0.3 mmol) or sulfide **4a** (0.3 mmol) in anhydrous DCM (8 mL), and the mixture was cooled to –78 °C with a dry ice/acetone bath. DIPEA (78.4 μL, 0.45 mmol) was added dropwise. Then, Tf₂O (61 μL, 0.36 mmol) was added dropwise with vigorous stirring. The reaction mixture was stirred at

–78 °C for 30 min. The crude reaction mixture was checked using the ³¹P{¹H} NMR technique. Then, the reaction mixture was quenched by the addition of 1 M HCl solution (5 mL) and extracted with CHCl₃ (5 × 10 mL). The collected organic phases were dried over Na₂SO₄, the solid was filtered off, and the filtrate was evaporated under reduced pressure. The crude product was purified by column chromatography on silica gel using CHCl₃/acetone (2:1 v/v) as an eluent.

1-Oxido-1-phenyl-1H-phosphindol-3-yl Trifluoromethanesulfonate (5a). Compound **3a** (0.073 g, 0.3 mmol) was reacted according to general procedure D to afford **5a** as an orange solid (75%, 0.084 g, 0.225 mmol). Mp: 120.1–121.1 °C. *R*_f = 0.76 (2:1 CHCl₃/acetone). ¹H NMR (500 MHz, CDCl₃): δ 7.68–7.75 (m, 3H), 7.62–7.66 (m, 1H), 7.56–7.61 (m, 1H), 7.52–7.57 (m, 2H), 7.46–7.50 (m, 2H), 6.31 (d, *J*_{H–P} = 14.82 Hz, 1H). ¹³C{¹H} NMR (125 MHz, CDCl₃): δ 156.7 (d, *J*_{C–P} = 34.5 Hz, C), 135.8 (d, *J*_{C–P} = 19.1 Hz, C), 133.4 (d, *J*_{C–P} = 1.8 Hz, CH), 133.1 (d, *J*_{C–P} = 2.7 Hz, CH), 132.2 (d, *J*_{C–P} = 104.5 Hz, C), 131.5 (d, *J*_{C–P} = 10.9 Hz, CH), 130.8 (d, *J*_{C–P} = 10.9 Hz, 2CH), 129.5 (d, *J*_{C–P} = 8.2 Hz, CH), 129.1 (d, *J*_{C–P} = 12.7 Hz, 2CH), 127.5 (d, *J*_{C–P} = 108.1 Hz, C), 121.0 (d, *J*_{C–P} = 10.9 Hz, CH), 118.5 (q, *J*_{C–P} = 321.5 Hz, CF₃), 108.9 (d, *J*_{C–P} = 95.4 Hz, CH). ³¹P{¹H} NMR (202 MHz, CDCl₃): δ 32.12 (s). ¹⁹F NMR (470 MHz, CDCl₃): δ –72.96 (s). GC–MS (EI) *m/z*: 374 (5) (M)⁺, 240 (23), 194 (44), 183 (11), 179 (6), 178 (31), 177 (6), 166 (16), 165 (44), 152 (11), 151 (7), 107 (15), 89 (12), 77 (17), 69 (100). HRMS (ESI/Q-TOF) *m/z*: calcd for C₁₅H₁₀F₃O₄PS [M + H]⁺, 375.0062; found, 375.0053.

1-Oxido-1-phenyl-1H-7-methylphosphindol-3-yl Trifluoromethanesulfonate (5b). Compound **3b** (0.077 g, 0.3 mmol) was reacted according to general procedure D to afford **5b** as a yellow solid (55%, 0.064 g, 0.165 mmol). Mp: 125–126.5 °C. *R*_f = 0.68 (2:1 CHCl₃/acetone). ¹H NMR (500 MHz, CDCl₃): δ 7.73–7.77 (m, 2H), 7.58–7.61 (m, 1H), 7.47–7.53 (m, 3H), 7.35–7.37 (m, 1H), 7.27–7.29 (m, 2H), 6.25 (d, *J*_{H–P} = 15.13 Hz, 1H), 2.37 (s, 3H). ¹³C{¹H} NMR (125 MHz, CDCl₃): δ 156.8 (d, *J*_{C–P} = 34.5 Hz, C), 142.2 (d, *J*_{C–P} = 8.2 Hz, C), 135.8 (d, *J*_{C–P} = 19.1 Hz, C), 133.5 (d, *J*_{C–P} = 2.7 Hz, CH), 133.1 (d, *J*_{C–P} = 10.0 Hz, CH), 132.9 (d, *J*_{C–P} = 2.7 Hz, CH), 130.8 (d, *J*_{C–P} = 10.9 Hz, 2CH), 130.3 (d, *J*_{C–P} = 103.5 Hz, C), 129.2 (d, *J*_{C–P} = 13.6 Hz, 2CH), 127.3 (d, *J*_{C–P} = 106.3 Hz, C), 118.5 (q, *J*_{C–P} = 321.5 Hz, CF₃), 118.48 (d, *J*_{C–P} = 10.9 Hz, CH), 108.9 (d, *J*_{C–P} = 95.4 Hz, CH), 19.4 (s, CH₃). ³¹P{¹H} NMR (202 MHz, CDCl₃): δ 32.47 (s). ¹⁹F NMR (470 MHz, CDCl₃): δ –72.98 (s). GC–MS (EI) *m/z*: 388 (9) (M)⁺, 255 (9), 208 (33), 192 (18), 178 (16), 165 (26), 89 (13), 77 (19). HRMS (ESI/Q-TOF) *m/z*: calcd for C₁₆H₁₂O₄F₃PS [M + H]⁺, 389.0219; found, 389.0213.

1-Oxido-1-phenyl-1H-6-chlorophosphindol-3-yl Trifluoromethanesulfonate (5c). Compound **3c** (0.083 g, 0.3 mmol) was reacted according to general procedure D to afford **5c** as an orange oil (60%, 0.074 g, 0.18 mmol). *R*_f = 0.75 (2:1 CHCl₃/acetone). ¹H NMR (500 MHz, CDCl₃): δ 7.71–7.75 (m, 2H), 7.58–7.65 (m, 3H), 7.45–7.52 (m, 3H), 6.31 (d, *J*_{H–P} = 15.29 Hz, 1H). ¹³C{¹H} NMR (125 MHz, CDCl₃): δ 156.2 (d, *J*_{C–P} = 33.6 Hz, C), 138.4 (d, *J*_{C–P} = 14.3 Hz, C), 134.6 (d, *J*_{C–P} = 100.8 Hz, C), 133.9 (d, *J*_{C–P} = 19.1 Hz, C), 133.4 (d, *J*_{C–P} = 2.7 Hz, CH), 133.3 (d, *J*_{C–P} = 1.8 Hz, CH), 130.8 (d, *J*_{C–P} = 10.9 Hz, 2CH), 128.9 (d, *J*_{C–P} = 10.0 Hz, CH), 128.4 (d, *J*_{C–P} = 13.6 Hz, 2CH), 126.7 (d, *J*_{C–P} = 108.9 Hz, C), 122.2 (d, *J*_{C–P} = 11.8 Hz, CH), 118.5 (q, *J*_{C–P} = 320.6 Hz, CF₃), 109.9 (d, *J*_{C–P} = 98.6 Hz, CH). ³¹P{¹H} NMR (202 MHz, CDCl₃): δ 31.06 (s). ¹⁹F NMR (470 MHz, CDCl₃): δ –72.83 (s). GC–MS (EI) *m/z*: 411 (3) 410 (10), 409 (5), 408 (28) (M)⁺, 277 (16), 276 (16), 275 (51), 259 (22), 232 (11), 229 (30), 229 (20), 228 (100), 214 (30), 213 (14), 212 (92), 211 (11), 199 (22), 196 (22), 193 (36), 183 (13), 176 (16), 166 (16), 165 (75), 164 (14), 151 (24), 140 (11), 107 (21), 105 (28), 89 (12). HRMS (ESI/Q-TOF) *m/z*: calcd for C₁₅H₉ClF₃O₄PS [M + H]⁺, 408.9673; found, 408.9681.

1-Oxido-1-phenyl-1H-5-methoxyphosphindol-3-yl Trifluoromethanesulfonate (5d). Compound **3c** (0.082 g, 0.3 mmol) was reacted according to general procedure D to afford **5d** as an orange oil (58%, 0.07 g, 0.174 mmol). *R*_f = 0.65 (2:1 CHCl₃/acetone). ¹H NMR (500 MHz, CDCl₃): δ 7.68–7.72 (m, 2H), 7.55–7.62 (m, 2H),

7.44–7.48 (m, 2H), 7.03–7.04 (m, 1H), 6.97–7.00 (m, 1H), 6.30 (d, $J_{\text{H-P}} = 14.66$ Hz, 1H), 3.90 (s, 3H). $^{13}\text{C}\{^1\text{H}\}$ NMR (125 MHz, CDCl_3): δ 164.0 ($J_{\text{P-C}} = 1.8$ Hz, C), 155.9 (d, $J_{\text{P-C}} = 33.6$ Hz, C), 138.2 (d, $J_{\text{P-C}} = 20.9$ Hz, C), 132.9 (d, $J_{\text{P-C}} = 2.7$ Hz, CH), 131.1 (d, $J_{\text{P-C}} = 10.0$ Hz, CH), 130.8 (d, $J_{\text{P-C}} = 11.8$ Hz, 2CH), 129.1 (d, $J_{\text{P-C}} = 13.6$ Hz, 2CH), 129.7 (d, $J_{\text{P-C}} = 108.9$ Hz, C), 122.7 (d, $J_{\text{P-C}} = 110.8$ Hz, C), 118.6 (q, $J_{\text{P-C}} = 320.6$ Hz, CF_3), 115.5 (d, $J_{\text{P-C}} = 12.7$ Hz, CH), 110.5 (d, $J_{\text{P-C}} = 94.5$ Hz, CH), 108.0 (d, $J_{\text{P-C}} = 11.8$ Hz, CH), 55.8 (s, CH_3). $^{31}\text{P}\{^1\text{H}\}$ NMR (202 MHz, CDCl_3): δ 30.95 (s). ^{19}F NMR (470 MHz, CDCl_3): δ -72.89 (s). GC–MS (EI) m/z : 405 (2), 404 (11) (M^+), 282 (13), 281 (33), 273 (11), 272 (62) ($\text{M-SO}_2\text{CF}_3$), 271 (57), 256 (72), 240 (20), 229 (24), 224 (71) 223 (18), 209 (38), 208 (94), 207 (100), 196 (15), 195 (25), 179 (49), 165 (29), 152 (34), 151 (18), 148 (18), 139 (24), 137 (18), 120 (36), 106 (24), 91 (47), 89 (19). HRMS (ESI/Q-TOF) m/z : calcd for $\text{C}_{16}\text{H}_{12}\text{O}_3\text{F}_3\text{PS}$ [$\text{M} + \text{H}$] $^+$, 405.0168; found, 405.0165.

1-Sulfido-1-phenyl-1H-phosphindol-3-yl Trifluoromethanesulfonate (6a). Compound **4a** (0.077 g, 0.3 mmol) was reacted according to general procedure D to afford **6a** as a yellowish solid (50%, 0.058 g, 0.15 mmol). Mp: 109–110 °C. $R_f = 0.59$ (10:1 hexane/*i*-PrOH). ^1H NMR (500 MHz, CDCl_3): δ 7.78–7.82 (m, 2H), 7.68–7.72 (m, 2H), 7.54–7.59 (m, 3H), 7.44–7.48 (m, 2H), 6.40 (d, $J_{\text{H-P}} = 18.60$ Hz, 1H). $^{13}\text{C}\{^1\text{H}\}$ NMR (125 MHz, CDCl_3): δ 154.7 (d, $J_{\text{P-C}} = 28.9$ Hz, C), 135.59 (d, $J_{\text{P-C}} = 87.9$ Hz, C), 135.58 (d, $J_{\text{P-C}} = 16.2$ Hz, C), 132.8 (d, $J_{\text{P-C}} = 3.1$ Hz, CH), 132.7 (d, $J_{\text{P-C}} = 1.8$ Hz, CH), 133.2 (d, $J_{\text{P-C}} = 11.7$ Hz, CH), 130.8 (d, $J_{\text{P-C}} = 12.7$ Hz, CH), 129.1 (d, $J_{\text{P-C}} = 12.9$ Hz, CH), 128.9 (d, $J_{\text{P-C}} = 9.2$ Hz, CH), 127.4 (d, $J_{\text{P-C}} = 84.4$ Hz, C), 121.3 (d, $J_{\text{P-C}} = 10.4$ Hz, CH), 118.5 (q, $J_{\text{P-C}} = 321.4$ Hz, CF_3), 112.4 (d, $J_{\text{P-C}} = 78.8$ Hz, CH). $^{31}\text{P}\{^1\text{H}\}$ NMR (202 MHz, CDCl_3): δ 41.0 (s). ^{19}F NMR (470 MHz, CDCl_3): δ -72.92 (s). GC–MS (EI) m/z : 391 (7), 390 (34), 258 (22), 257 (100), 239 (14), 229 (31), 225 (21), 210 (17), 197 (27), 196 (47), 195 (15), 194 (37), 193 (17), 182 (26), 178 (49), 166 (25), 165 (82), 152 (39). HRMS (ESI/Q-TOF) m/z : calcd for $\text{C}_{15}\text{H}_{10}\text{O}_3\text{F}_3\text{PS}_2$ [$\text{M} + \text{H}$] $^+$, 390.9834; found, 390.9834.

Reaction of 5 or 6 with Aryl Grignard Reagents (General Procedure E). To a Schlenk tube (25 mL) equipped with a magnetic stirrer and an argon inlet was added phosphine oxide **5** or **6** (0.13 mmol) in anhydrous THF (2 mL), and the mixture was cooled to 0 °C. Then, aryl Grignard reagent (0.195 mmol) was added. Then, the reaction mixture was stirred at 0 °C for 30–60 min. Then, the reaction mixture was quenched by the addition of NH_4Cl solution (5 mL) and extracted with CHCl_3 (5 \times 5 mL). The collected organic phases were dried over Na_2SO_4 , the solid was filtered off, and the was filtrate evaporated under reduced pressure. The crude reaction mixture was checked using the NMR technique. The residue was purified by column chromatography on silica gel using $\text{CHCl}_3/\text{EtOAc}/\text{MeOH}$ (30:5:1 v/v) or $\text{CHCl}_3/\text{MTBE}$ (30:1 v/v) as an eluent.

(2-Ethynylphenyl)phenyl(*p*-tolyl)phosphine Oxide (8a). Compound **5a** (0.0486 g, 0.13 mmol) was reacted with *p*-TolMgBr (0.195 mL, 0.195 mmol, 1 M solution in THF) according to general procedure E for 30 min to afford **8a** (0.0403 g, 0.127 mmol, 98% yield) as a yellowish solid. Mp: 173–174 °C. $R_f = 0.45$ (30:5:1 $\text{CHCl}_3/\text{AcOEt}/\text{MeOH}$). ^1H NMR (500 MHz, CDCl_3): δ 7.71–7.75 (m, 2H), 7.59–7.68 (m, 4H), 7.40–7.56 (m, 5H), 7.26–7.28 (m, 2H), 3.00 (s, 1H), 2.41 (s, 3H). $^{13}\text{C}\{^1\text{H}\}$ NMR (125 MHz, CDCl_3): δ 142.3 (d, $J_{\text{P-C}} = 2.7$ Hz, C), 134.9 (d, $J_{\text{P-C}} = 100.8$ Hz, C), 134.9 (d, $J_{\text{P-C}} = 9.1$ Hz, CH), 133.8 (d, $J_{\text{P-C}} = 9.1$ Hz, CH), 132.5 (d, $J_{\text{P-C}} = 106.3$ Hz, C), 132.3 (d, $J_{\text{P-C}} = 10.9$ Hz, 2CH), 132.2 (d, $J_{\text{P-C}} = 10.0$ Hz, 2CH), 131.7 (d, $J_{\text{P-C}} = 2.7$ Hz, CH), 131.6 (d, $J_{\text{P-C}} = 1.8$ Hz, CH), 129.1 (d, $J_{\text{P-C}} = 12.7$ Hz, 2CH), 128.7 (d, $J_{\text{P-C}} = 108.9$ Hz, C), 128.4 (d, $J_{\text{P-C}} = 11.8$ Hz, CH), 128.3 (d, $J_{\text{P-C}} = 11.8$ Hz, CH), 125.3 (d, $J_{\text{P-C}} = 7.3$ Hz, C), 85.0 (s, C), 81.5 (d, $J_{\text{P-C}} = 5.5$ Hz, CH), 21.6 (s, CH_3). $^{31}\text{P}\{^1\text{H}\}$ NMR (202 MHz, CDCl_3): δ 28.70 (s). GC–MS (EI) m/z : 317 (21), 316 (93) (M^+), 315 (100), 297 (15), 269 (13), 268 (15), 254 (18), 253 (18), 252 (15), 239 (34), 223 (17), 215 (11), 210 (12), 197 (11), 196 (19), 191 (11), 189 (11), 182 (15), 174 (17), 165 (32), 152 (21), 91 (24), 89 (12), 78 (15). HRMS

(ESI/Q-TOF) m/z : calcd for $\text{C}_{21}\text{H}_{17}\text{OP}$ [$\text{M} + \text{H}$] $^+$, 317.1090; found, 317.1088.

(2-Ethynylphenyl)phenyl(*m*-tolyl)phosphine Oxide (8b). Compound **5a** (0.0486 g, 0.13 mmol) was reacted with *m*-TolMgBr (0.195 mL, 0.195 mmol, 1 M solution in THF) according to general procedure E for 30 min to afford **8b** (0.0345 g, 0.109 mmol, 84% yield) as a yellowish oil. $R_f = 0.65$ (2:1 $\text{CHCl}_3/\text{acetone}$). ^1H NMR (500 MHz, CDCl_3): δ 7.71–7.75 (m, 2H), 7.60–7.68 (m, 3H), 7.39–7.58 (m, 6H), 7.33–7.36 (m, 2H), 3.00 (s, 1H), 2.37 (s, 3H). $^{13}\text{C}\{^1\text{H}\}$ NMR (125 MHz, CDCl_3): δ 138.2 (d, $J_{\text{P-C}} = 11.8$ Hz, C), 134.9 (d, $J_{\text{P-C}} = 8.2$ Hz, CH), 134.7 (d, $J_{\text{P-C}} = 100.8$ Hz, C), 133.8 (d, $J_{\text{P-C}} = 9.1$ Hz, CH), 132.6 (d, $J_{\text{P-C}} = 1.8$ Hz, CH), 132.59 (d, $J_{\text{P-C}} = 10.0$ Hz, CH), 132.4 (d, $J_{\text{P-C}} = 105.4$ Hz, C), 132.15 (d, $J_{\text{P-C}} = 10.0$ Hz, 2CH), 134.7 (d, $J_{\text{P-C}} = 100.8$ Hz, C), 131.8 (d, $J_{\text{P-C}} = 105.4$ Hz, C), 131.7 (d, $J_{\text{P-C}} = 2.7$ Hz, CH), 131.6 (d, $J_{\text{P-C}} = 1.8$ Hz, CH), 129.3 (d, $J_{\text{P-C}} = 10.9$ Hz, CH), 128.4 (d, $J_{\text{P-C}} = 11.8$ Hz, CH), 128.3 (d, $J_{\text{P-C}} = 12.7$ Hz, 2CH), 128.1 (d, $J_{\text{P-C}} = 13.6$ Hz, CH), 125.3 (d, $J_{\text{P-C}} = 6.4$ Hz, C), 84.9 (s, C), 81.6 (d, $J_{\text{P-C}} = 6.4$ Hz, CH), 21.5 (s, CH_3). $^{31}\text{P}\{^1\text{H}\}$ NMR (202 MHz, CDCl_3): δ 28.56 (s). GC–MS (EI) m/z : 317 (22), 316 (100) (M^+), 315 (97), 268 (20), 267 (13), 254 (11), 253 (24), 252 (17), 239 (28), 210 (15), 207 (11), 197 (14), 196 (35), 195 (11), 194 (10), 189 (12), 183 (14), 178 (26), 176 (19), 166 (11), 165 (48), 153 (12), 152 (42), 151 (16), 150 (12), 107 (16), 102 (12), 101 (12), 92 (35), 91 (67), 89 (40). HRMS (ESI/Q-TOF) m/z : calcd for $\text{C}_{21}\text{H}_{17}\text{OP}$ [$\text{M} + \text{Na}$] $^+$, 339.0909; found, 339.0912.

(2-Ethynylphenyl)phenyl(*o*-tolyl)phosphine Oxide (8c). Compound **5a** (0.0486 g, 0.13 mmol) was reacted with *o*-TolMgCl (0.195 mL, 0.195 mmol, 1 M solution in THF) according to general procedure E for 30 min to afford **8c** (0.0156 g, 0.0494 mmol, 38% yield) as a yellowish oil. $R_f = 0.15$ (30:1 $\text{CHCl}_3/\text{MTBE}$). ^1H NMR (500 MHz, CDCl_3): δ 7.75–7.82 (m, 3H), 7.61–7.63 (m, 1H), 7.52–7.57 (m, 2H), 7.41–7.49 (m, 5H), 7.18–7.20 (m, 1H), 7.13–7.16 (m, 1H), 2.94 (s, 1H), 2.47 (s, 3H). $^{13}\text{C}\{^1\text{H}\}$ NMR (125 MHz, CDCl_3): δ 143.2 (d, $J_{\text{P-C}} = 8.2$ Hz, C), 135.0 (d, $J_{\text{P-C}} = 99.9$ Hz, C), 134.9 (d, $J_{\text{P-C}} = 9.1$ Hz, CH), 133.7 (d, $J_{\text{P-C}} = 12.7$ Hz, CH), 133.4 (d, $J_{\text{P-C}} = 9.1$ Hz, CH), 132.4 (d, $J_{\text{P-C}} = 10.0$ Hz, CH), 131.9 (d, $J_{\text{P-C}} = 2.7$ Hz, CH), 131.8 (d, $J_{\text{P-C}} = 2.7$ Hz, CH), 131.55 (d, $J_{\text{P-C}} = 10.9$ Hz, CH), 131.51 (d, $J_{\text{P-C}} = 7.3$ Hz, CH), 130.4 (d, $J_{\text{P-C}} = 105.4$ Hz, C), 128.7 (d, $J_{\text{P-C}} = 11.8$ Hz, CH), 128.3 (d, $J_{\text{P-C}} = 12.7$ Hz, CH), 124.9 (d, $J_{\text{P-C}} = 12.7$ Hz, CH), 124.9 (d, $J_{\text{P-C}} = 7.3$ Hz, C), 84.7 (s, C), 81.4 (d, $J_{\text{P-C}} = 5.5$ Hz, CH), 21.7 (s, CH_3). ^{31}P NMR (202 MHz, CDCl_3): δ 30.71 (s). GC–MS (EI) m/z : 317 (8), 316 (48) (M^+), 315 (100), 237 (17), 220 (11), 191 (16), 189 (14), 178 (11), 165 (21), 77 (11). HRMS (ESI/Q-TOF) m/z : calcd for $\text{C}_{21}\text{H}_{17}\text{OP}$ [$2\text{M} + \text{Na}$] $^+$, 655.1926; found, 655.1929.

(2-Ethynylphenyl)diphenylphosphine Oxide (8d). Compound **5a** (0.0486 g, 0.13 mmol) was reacted with PhMgBr (0.195 mL, 0.195 mmol, 1 M solution in THF) according to general procedure E for 30 min to afford **8d** (0.0373 g, 0.124 mmol, 95% yield) as a yellowish solid. Mp: 181.9–182.9 °C. $R_f = 0.59$ (2:1 $\text{CHCl}_3/\text{acetone}$). ^1H NMR (500 MHz, CDCl_3): δ 7.72–7.77 (m, 4H), 7.65–7.69 (m, 1H), 7.61–7.62 (m, 1H), 7.49–7.59 (m, 3H), 7.41–7.48 (m, 5H), 2.99 (s, 1H). $^{13}\text{C}\{^1\text{H}\}$ NMR (125 MHz, CDCl_3): δ 134.9 (d, $J_{\text{P-C}} = 9.1$ Hz, CH), 134.7 (d, $J_{\text{P-C}} = 100.8$ Hz, C), 133.8 (d, $J_{\text{P-C}} = 10.0$ Hz, CH), 132.2 (d, $J_{\text{P-C}} = 10.0$ Hz, CH), 132.1 (d, $J_{\text{P-C}} = 106.2$ Hz, C), 131.8 (d, $J_{\text{P-C}} = 2.7$ Hz, CH), 131.6 (d, $J_{\text{P-C}} = 2.7$ Hz, CH), 128.5 (d, $J_{\text{P-C}} = 11.8$ Hz, CH), 128.3 (d, $J_{\text{P-C}} = 12.7$ Hz, CH), 125.3 (d, $J_{\text{P-C}} = 6.4$ Hz, C), 85.0 (s, C), 81.5 (d, $J_{\text{P-C}} = 5.5$ Hz, CH). ^{31}P NMR (202 MHz, CDCl_3): δ 28.49 (s). GC–MS (EI) m/z : 303 (12), 302 (50) (M^+), 301 (46), 254 (12), 253 (12), 252 (12), 225 (17), 196 (24), 183 (16), 178 (17), 176 (14), 165 (31), 152 (27), 151 (15), 107 (13), 101 (11), 78 (44), 77 (93), 76 (15), 75 (33), 74 (17). HRMS (ESI/Q-TOF) m/z : calcd for $\text{C}_{20}\text{H}_{15}\text{OP}$ [$\text{M} + \text{Na}$] $^+$, 325.0753; found, 325.0754.

***p*-Anisyl(2-ethynylphenyl)phenylphosphine Oxide (8e).** Compound **5a** (0.0486 g, 0.13 mmol) was reacted with *p*-AnMgBr (0.39 mL, 0.195 mmol, 0.5 M solution in THF) according to general procedure E for 30 min to afford **8e** (0.0419 g, 0.127 mmol, 98% yield) as a yellowish solid. Mp: 149.5–150.5 °C. $R_f = 0.58$ (2:1

CHCl₃/acetone). ¹H NMR (500 MHz, CDCl₃): δ 7.65–7.76 (m, 5H), 7.61–7.62 (m, 1H), 7.49–7.51 (m, 2H), 7.41–7.48 (m, 3H), 6.97–6.99 (m, 2H), 3.89 (s, 3H), 3.01 (s, 1H). ¹³C{¹H} NMR (125 MHz, CDCl₃): δ 162.5 (d, *J*_{P-C} = 2.7 Hz, C), 134.9 (d, *J*_{P-C} = 9.1 Hz, CH), 134.7 (d, *J*_{P-C} = 100.8 Hz, C), 134.2 (d, *J*_{P-C} = 10.9 Hz, 2CH), 133.8 (d, *J*_{P-C} = 9.1 Hz, CH), 132.3 (d, *J*_{P-C} = 107.2 Hz, C), 132.2 (d, *J*_{P-C} = 10.0 Hz, 2CH), 131.8 (d, *J*_{P-C} = 2.7 Hz, CH), 131.7 (d, *J*_{P-C} = 2.7 Hz, CH), 128.5 (d, *J*_{P-C} = 10.9 Hz, CH), 128.3 (d, *J*_{P-C} = 11.8 Hz, 2CH), 125.2 (d, *J*_{P-C} = 7.3 Hz, C), 122.8 (d, *J*_{P-C} = 112.6 Hz, C), 113.9 (d, *J*_{P-C} = 13.6 Hz, 2CH), 85.0 (s, C), 81.6 (d, *J*_{P-C} = 5.5 Hz, CH), 55.3 (s, CH₃). ³¹P{¹H} NMR (202 MHz, CDCl₃): δ 28.15 (s). GC–MS (EI) *m/z*: 333 (22), 332 (100) (M)⁺, 331 (72), 317 (19), 284 (14), 270 (15), 255 (24), 253 (14), 252 (12), 241 (11), 240 (10), 239 (20), 231 (10), 226 (15), 196 (15), 194 (15), 184 (11), 183 (36), 178 (13), 176 (17), 170 (16), 169 (10), 165 (52), 163 (12), 157 (10), 152 (30), 151 (12), 141 (12), 139 (18), 125 (25), 120 (15), 115 (15), 108 (11), 107 (19), 101 (10), 95 (17), 92 (41), 78 (34), 77 (34), 76 (18). HRMS (ESI/Q-TOF) *m/z*: calcd for C₂₁H₁₇O₂P [M + Na]⁺, 355.0856; found, 355.0856.

***m*-Anisyl(2-ethynylphenyl)phenylphosphine Oxide (8f).** Compound **5a** (0.0486 g, 0.13 mmol) was reacted with *m*-AnMgBr (0.195 mL, 0.195 mmol, 1 M solution in THF) according to general procedure E for 30 min to afford **8f** (0.0385 g, 0.116 mmol, 89% yield) as a yellow solid. Mp: 129–130 °C. *R*_f = 0.69 (2:1 CHCl₃/acetone). ¹H NMR (500 MHz, CDCl₃): δ 7.71–7.77 (m, 2H), 7.60–7.64 (m, 2H), 7.50–7.57 (m, 2H), 7.44–7.49 (m, 3H), 7.39–7.43 (m, 2H), 7.23–7.27 (m, 1H), 7.07–7.09 (m, 1H), 3.80 (s, 3H), 3.02 (s, 1H). ¹³C{¹H} NMR (125 MHz, CDCl₃): δ 159.4 (d, *J*_{P-C} = 14.5 Hz, C), 134.9 (d, *J*_{P-C} = 9.1 Hz, CH), 133.8 (d, *J*_{P-C} = 9.9 Hz, CH), 133.3 (d, *J*_{P-C} = 105.4 Hz, C), 132.1 (d, *J*_{P-C} = 9.9 Hz, 2CH), 132.0 (d, *J*_{P-C} = 103.5 Hz, C), 131.8 (d, *J*_{P-C} = 3.6 Hz, CH), 131.7 (d, *J*_{P-C} = 1.8 Hz, CH), 129.5 (d, *J*_{P-C} = 15.4 Hz, CH), 128.4 (d, *J*_{P-C} = 9.9 Hz, CH), 128.3 (d, *J*_{P-C} = 12.7 Hz, 2CH), 125.3 (d, *J*_{P-C} = 6.4 Hz, C), 124.5 (d, *J*_{P-C} = 10.0 Hz, CH), 118.1 (d, *J*_{P-C} = 2.7 Hz, CH), 116.9 (d, *J*_{P-C} = 10.9 Hz, CH), 85.1 (s, C), 81.5 (d, *J*_{P-C} = 6.4 Hz, CH), 55.4 (s, OCH₃). ³¹P{¹H} NMR (202 MHz, CDCl₃): δ 28.82 (s). GC–MS (EI) *m/z*: 334 (5), 333 (19), 332 (82) (M)⁺, 331 (83), 317 (21), 316 (11), 285 (11), 284 (16), 281 (17), 271 (10), 270 (20), 269 (13), 254 (16), 253 (24), 251 (16), 240 (12), 238 (29), 226 (18), 225 (18), 223 (16), 208 (11), 207 (40), 199 (10), 196 (21), 195 (13). HRMS (ESI/Q-TOF) *m/z*: calcd for C₂₁H₁₇O₂P [M + Na]⁺, 355.0858; found, 355.0860.

***o*-Anisyl(2-ethynylphenyl)phenylphosphine Oxide (8g).** Compound **5a** (0.0486 g, 0.13 mmol) was reacted with *o*-AnMgBr (0.195 mL, 0.195 mmol, 1 M solution in THF) according to general procedure E for 30 min to afford **8g** (0.0397 g, 0.119 mmol, 92% yield) as a yellow solid. Mp: 156.7–157.7 °C. *R*_f = 0.54 (2:1 CHCl₃/acetone). ¹H NMR (500 MHz, CDCl₃): δ 7.84–7.88 (m, 2H), 7.70–7.74 (m, 1H), 7.61–7.66 (m, 1H), 7.56–7.58 (m, 1H), 7.48–7.54 (m, 2H), 7.42–7.46 (m, 3H), 7.36–7.39 (m, 1H), 7.03–7.06 (m, 1H), 6.89–6.92 (m, 1H), 3.54 (s, 3H), 2.89 (s, 1H). ¹³C{¹H} NMR (125 MHz, CDCl₃): δ 161.1 (d, *J*_{P-C} = 3.6 Hz, C), 134.9 (d, *J*_{P-C} = 7.3 Hz, CH), 134.4 (d, *J*_{P-C} = 9.1 Hz, CH), 134.1 (d, *J*_{P-C} = 1.9 Hz, CH), 132.9 (d, *J*_{P-C} = 10.0 Hz, CH), 132.2 (d, *J*_{P-C} = 10.0 Hz, 2CH), 131.4 (d, *J*_{P-C} = 1.8 Hz, CH), 130.9 (d, *J*_{P-C} = 1.9 Hz, CH), 128.2 (d, *J*_{P-C} = 11.8 Hz, CH), 127.9 (d, *J*_{P-C} = 12.7 Hz, 2CH), 124.5 (d, *J*_{P-C} = 6.4 Hz, C), 120.8 (d, *J*_{P-C} = 11.8 Hz, CH), 111.7 (d, *J*_{P-C} = 6.4 Hz, CH), 84.0 (s, C), 81.4 (d, *J*_{P-C} = 6.4 Hz, CH), 55.3 (s, CH₃). ³¹P{¹H} NMR (202 MHz, CDCl₃): δ 26.19 (s). GC–MS (EI) *m/z*: 333 (10), 332 (42) (M)⁺, 331 (55), 254 (12), 253 (12), 252 (12), 225 (17), 196 (24), 183 (16), 178 (17), 176 (14), 165 (31), 152 (27), 151 (15), 107 (13), 101 (11), 78 (44), 77 (93), 76 (15), 75 (33), 74 (17). HRMS (ESI/Q-TOF) *m/z*: calcd for C₂₁H₁₇O₂P [M + Na]⁺, 355.0858; found, 355.0851.

2-Ethynylphenyl(9-phenanthryl)phenylphosphine Oxide (8h). Compound **5a** (0.0486 g, 0.13 mmol) was reacted with 9-phenanthryl magnesium bromide (0.39 mL, 0.195 mmol, 0.5 M solution in THF) according to general procedure E for 30 min to afford **8h** (0.0366 g, 0.091 mmol, 70% yield) as a yellow solid. Mp: 192–193 °C (dec.). *R*_f = 0.25 (100:1 CHCl₃/MTBE). ¹H NMR (500 MHz, CDCl₃): δ

8.86–8.75 (m, 3H), 7.79–7.89 (m, 3H), 7.73–7.78 (m, 3H), 7.65–7.68 (m, 1H), 7.62–7.64 (m, 1H), 7.57–7.60 (m, 2H), 7.42–7.55 (m, 5H), 2.84 (s, 1H). ¹³C{¹H} NMR (125 MHz, CDCl₃): δ 137.0 (d, *J*_{P-C} = 11.8 Hz, CH), 135.0 (d, *J*_{P-C} = 9.1 Hz, CH), 134.8 (d, *J*_{P-C} = 99.0 Hz, C), 133.7 (d, *J*_{P-C} = 10.0 Hz, CH), 132.6 (d, *J*_{P-C} = 10.0 Hz, CH), 132.1 (d, *J*_{P-C} = 2.7 Hz, C), 132.0 (d, *J*_{P-C} = 2.7 Hz, CH), 131.9 (d, *J*_{P-C} = 106.3 Hz, C), 131.7 (d, *J*_{P-C} = 1.8 Hz, CH), 131.2 (d, *J*_{P-C} = 9.1 Hz, C), 130.5 (d, *J*_{P-C} = 9.1 Hz, C), 130.1 (s, CH), 129.7 (d, *J*_{P-C} = 14.5 Hz, C), 129.0 (s, CH), 128.6 (d, *J*_{P-C} = 11.8 Hz, CH), 128.5 (d, *J*_{P-C} = 2.7 Hz, CH), 128.4 (d, *J*_{P-C} = 12.7 Hz, CH), 127.2 (d, *J*_{P-C} = 106.3 Hz, C), 127.1 (d, *J*_{P-C} = 15.4 Hz, CH), 126.9 (s, CH), 125.4 (d, *J*_{P-C} = 6.4 Hz, C), 123.0 (s, CH), 122.7 (s, CH), 84.7 (s, C), 81.5 (d, *J*_{P-C} = 5.5 Hz, CH). ³¹P{¹H} NMR (202 MHz, CDCl₃): δ 31.94 (s). HRMS (ESI/Q-TOF) *m/z*: calcd for C₂₈H₁₉O₂P [2M + Na]⁺, 827.2239; found, 827.2228.

***p*-Chlorophenyl(2-ethynylphenyl)phenylphosphine Oxide (8i).**

Compound **5a** (0.0486 g, 0.13 mmol) was reacted with *p*-Cl-C₆H₄MgBr (0.195 mL, 0.195 mmol, 1 M solution in THF) according to general procedure E for 30 min to afford **8i** (0.0366 g, 0.107 mmol, 82% yield) as a yellow solid. Mp: 117.5–118 °C. *R*_f = 0.55 (2:1 CHCl₃/acetone). ¹H NMR (500 MHz, CDCl₃): δ 7.67–7.75 (m, 5H), 7.62–7.65 (m, 1H), 7.51–7.59 (m, 2H), 7.42–7.49 (m, 5H), 3.02 (s, 1H). ¹³C{¹H} NMR (125 MHz, CDCl₃): δ 138.4 (d, *J*_{P-C} = 3.6 Hz, C), 135.0 (d, *J*_{P-C} = 9.1 Hz, CH), 134.1 (d, *J*_{P-C} = 102.6 Hz, C), 133.8 (d, *J*_{P-C} = 9.1 Hz, CH), 133.6 (d, *J*_{P-C} = 10.9 Hz, CH), 132.15 (d, *J*_{P-C} = 10.0 Hz, CH), 132.12 (d, *J*_{P-C} = 3.1 Hz, CH), 131.9 (d, *J*_{P-C} = 2.5 Hz, CH), 131.0 (d, *J*_{P-C} = 106.3 Hz, C), 128.6 (d, *J*_{P-C} = 12.7 Hz, CH), 128.5 (d, *J*_{P-C} = 11.8 Hz, CH), 128.4 (d, *J*_{P-C} = 11.8 Hz, CH), 125.2 (d, *J*_{P-C} = 6.4 Hz, C), 85.3 (s, C), 81.5 (d, *J*_{P-C} = 6.4 Hz, CH). ³¹P{¹H} NMR (202 MHz, CDCl₃): δ 27.61 (s). GC–MS (EI) *m/z*: 338 (17), 337 (32), 336 (61) (M)⁺, 335 (60), 250 (21), 253 (19), 252 (23), 225 (14), 212 (10), 199 (12), 196 (31), 194 (13), 183 (16), 178 (18), 176 (28), 169 (13), 165 (30), 152 (37), 150 (25), 119 (12). HRMS (ESI/Q-TOF) *m/z*: calcd for C₂₀H₁₄ClOP [M + H]⁺, 337.0544; found, 337.0537.

2-Ethynylphenyl(*p*-fluorophenyl)phenylphosphine Oxide (8j).

Compound **5a** (0.0486 g, 0.13 mmol) was reacted with *p*-F-C₆H₄MgBr (0.195 mL, 0.195 mmol, 1 M solution in THF) according to general procedure E for 30 min to afford **8j** (0.034 g, 0.107 mmol, 82% yield) as a yellow oil. *R*_f = 0.52 (30:5:1 CHCl₃/EtOAc/MeOH). ¹H NMR (500 MHz, CDCl₃): δ 7.68–7.77 (m, 5H), 7.61–7.64 (m, 1H), 7.51–7.58 (m, 2H), 7.42–7.49 (m, 3H), 7.13–7.17 (m, 2H), 3.01 (s, 1H). ¹³C{¹H} NMR (125 MHz, CDCl₃): δ 165.1 (dd, *J*_{P-C} = 3.6 Hz, *J*_{F-C} = 237.0 Hz, CF), 134.9 (d, *J*_{P-C} = 8.2 Hz, CH), 134.7 (dd, *J*_{P-C} = 9.1 Hz, *J*_{F-C} = 11.8 Hz, 2CH), 134.2 (d, *J*_{P-C} = 100.8 Hz, C), 133.7 (d, *J*_{P-C} = 9.1 Hz, CH), 132.1 (d, *J*_{P-C} = 10.0 Hz, 2CH), 132.0 (d, *J*_{P-C} = 2.7 Hz, CH), 131.9 (d, *J*_{P-C} = 2.7 Hz, CH), 131.8 (d, *J*_{P-C} = 108.1 Hz, C), 128.6 (d, *J*_{P-C} = 11.8 Hz, CH), 128.4 (d, *J*_{P-C} = 11.8 Hz, 2CH), 128.1 (dd, *J*_{F-C} = 2.7 Hz, *J*_{P-C} = 108.9 Hz, C), 125.2 (d, *J*_{P-C} = 6.4 Hz, C), 115.7 (dd, *J* = 20.9 Hz, *J*_{P-C} = 13.6 Hz, CH), 85.2 (s, C), 81.5 (d, *J*_{P-C} = 5.5 Hz, CH). ³¹P{¹H} NMR (202 MHz, CDCl₃): δ 27.61 (s). GC–MS (EI) *m/z*: 321 (14), 320 (58) (M)⁺, 319 (68), 300 (16), 273 (15), 272 (20), 271 (19), 270 (15), 252 (11), 242 (18), 245 (18), 214 (23), 201 (20), 196 (28), 194 (20), 183 (20), 178 (11), 176 (17), 170 (19), 165 (26), 152 (26), 151 (13), 150 (16), 126 (11), 107 (17). HRMS (ESI/Q-TOF) *m/z*: calcd for C₂₀H₁₄FOP [M + H]⁺, 321.0839; found, 321.0841.

(2-Ethynylphenyl)phenyl[*p*-(*N,N*-dimethylamino)phenyl]phenylphosphine Oxide (8k).

Compound **5a** (0.0486 g, 0.13 mmol) was reacted with *p*-Me₂N-C₆H₄MgBr (0.39 mL, 0.195 mmol, 0.5 M solution in THF) according to general procedure E for 30 min to afford **8k** (0.0269 g, 0.078 mmol, 60% yield) as a yellow solid. Mp: 194.9–195.7 °C. *R*_f = 0.42 (30:5:1 CHCl₃/EtOAc/MeOH). ¹H NMR (500 MHz, CDCl₃): δ 7.68–7.74 (m, 3H), 7.58–7.61 (m, 1H), 7.53–7.58 (m, 2H), 7.48–7.52 (m, 1H), 7.38–7.47 (m, 4H), 6.70–6.72 (m, 2H), 3.02 (s, 6H), 3.02 (s, 1H). ¹³C{¹H} NMR (125 MHz, CDCl₃): δ 152.3 (d, *J*_{P-C} = 2.7 Hz, C), 135.8 (d, *J*_{P-C} = 100.8 Hz, C), 134.8 (d, *J*_{P-C} = 9.1 Hz, CH), 133.8 (d, *J*_{P-C} = 9.1 Hz, CH), 133.6 (d, *J*_{P-C} = 10.9 Hz, 2CH), 133.3 (d, *J*_{P-C} = 106.3 Hz, C), 132.1 (d, *J*_{P-C} = 10.0 Hz, 2CH), 131.3 (d, *J*_{P-C} = 2.7 Hz, CH), 131.2 (d, *J*_{P-C} = 1.8

Hz, CH), 128.3 (d, $J_{P-C} = 11.8$ Hz, CH), 128.1 (d, $J_{P-C} = 11.8$ Hz, 2CH), 125.2 (d, $J_{P-C} = 6.4$ Hz, C), 116.3 (d, $J_{P-C} = 118.1$ Hz, C), 111.1 (d, $J_{P-C} = 12.7$ Hz, 2CH), 84.6 (s, C), 81.8 (d, $J_{P-C} = 5.5$ Hz, CH), 39.9 (s, 2CH₃). $^{31}P\{^1H\}$ NMR (202 MHz, CDCl₃): δ 28.92 (s). GC-MS (EI) m/z : 346 (18), 345 (100) (M)⁺, 344 (32), 330 (15), 329 (11), 252 (16), 183 (10), 152 (12), 136 (13), 77 (12), 51 (10). HRMS (ESI/Q-TOF) m/z : calcd for C₂₂H₂₀NOP [M + H]⁺, 346.1355; found, 346.1360.

(2-Ethynyl-6-methylphenyl)phenyl(*p*-tolyl)phosphine Oxide (10a). Compound **5b** (0.0505 g, 0.13 mmol) was reacted with *p*-TolMgBr (0.195 mL, 0.195 mmol, 1 M solution in THF) according to general procedure E for 1 h to afford **10a** (0.0283 g, 0.086 mmol, 66% yield) as a yellowish oil. $R_f = 0.15$ (200:1 CHCl₃/MTBE). 1H NMR (500 MHz, CDCl₃): δ 7.68–7.72 (m, 2H), 7.59–7.63 (m, 2H), 7.50–7.54 (m, 1H), 7.39–7.43 (m, 3H), 7.33–7.36 (m, 1H), 7.24–7.27 (m, 3H), 2.61 (s, 1H), 2.59 (s, 3H), 2.41 (s, 3H). $^{13}C\{^1H\}$ NMR (125 MHz, CDCl₃): δ 145.5 (d, $J_{P-C} = 7.3$ Hz, C), 142.3 (d, $J_{P-C} = 3.6$ Hz, C), 134.4 (d, $J_{P-C} = 105.4$ Hz, C), 133.6 (d, $J_{P-C} = 9.1$ Hz, CH), 133.1 (d, $J_{P-C} = 10.0$ Hz, CH), 132.1 (d, $J_{P-C} = 10.0$ Hz, 4CH), 131.6 (d, $J_{P-C} = 2.7$ Hz, CH), 131.1 (d, $J_{P-C} = 2.7$ Hz, CH), 130.5 (d, $J_{P-C} = 107.2$ Hz, C), 129.1 (d, $J_{P-C} = 12.7$ Hz, 2CH), 129.1 (d, $J_{P-C} = 11.8$ Hz, 2CH), 125.7 (d, $J_{P-C} = 9.1$ Hz, C), 84.6 (s, C), 82.1 (d, $J_{P-C} = 6.4$ Hz, CH), 23.3 (d, $J_{P-C} = 4.5$ Hz, CH), 21.6 (s, CH₃). $^{31}P\{^1H\}$ NMR (202 MHz, CDCl₃): δ 30.67 (s). GC-MS (EI) m/z : 330 (1) (M)⁺, 329 (1), 305 (19), 304 (100), 303 (55), 302 (18), 289 (14), 288 (22), 273 (18), 258 (11), 257 (36), 256 (16), 242 (29), 241 (24), 240 (14), 239 (22), 227 (21), 213 (19), 197 (18), 196 (18), 194 (17), 183 (49), 178 (11), 170 (12), 166 (15), 165 (67), 164 (11), 163 (14), 152 (34), 139 (17), 91 (42), 89 (25), 78 (23), 77 (70). HRMS (ESI/Q-TOF) m/z : calcd for C₂₂H₁₉OP [M + H]⁺, 331.1246; found, 331.1236.

(2-Ethynyl-6-methylphenyl)diphenylphosphine Oxide (10d). Compound **5b** (0.0505 g, 0.13 mmol) was reacted with PhMgBr (0.195 mL, 0.195 mmol, 1 M solution in THF) according to general procedure E for 1 h to afford **10d** (0.0374 g, 0.118 mmol, 91% yield) as a yellowish oil. $R_f = 0.15$ (200:1 CHCl₃/MTBE). 1H NMR (500 MHz, CDCl₃): δ 7.70–7.74 (m, 4H), 7.52–7.55 (m, 2H), 7.40–7.46 (m, 5H), 7.33–7.38 (m, 1H), 7.27–7.30 (m, 1H), 2.61 (s, 1H), 2.60 (s, 3H). $^{13}C\{^1H\}$ NMR (125 MHz, CDCl₃): δ 145.6 (d, $J_{P-C} = 7.3$ Hz, C), 134.4 (d, $J_{P-C} = 1.8$ Hz, C), 133.7 (d, $J_{P-C} = 9.1$ Hz, CH), 133.1 (d, $J_{P-C} = 9.1$ Hz, CH), 132.1 (d, $J_{P-C} = 10.9$ Hz, CH), 131.8 (d, $J_{P-C} = 2.7$ Hz, CH), 131.1 (d, $J_{P-C} = 1.8$ Hz, CH), 128.3 (d, $J_{P-C} = 12.7$ Hz, 2CH), 125.7 (d, $J_{P-C} = 8.2$ Hz, C), 84.6 (s, C), 82.0 (d, $J_{P-C} = 6.4$ Hz, CH), 23.3 (d, $J_{P-C} = 3.6$ Hz, CH₃). $^{31}P\{^1H\}$ NMR (202 MHz, CDCl₃): δ 30.62 (s). GC-MS (EI) m/z : 317 (5) (M)⁺, 315 (4), 291 (11), 290 (95), 289 (53), 274 (17), 259 (11), 243 (28), 243 (13), 241 (13), 239 (13), 228 (24), 212 (34), 197 (11), 194 (17), 183 (45), 165 (51), 139 (18), 77 (100). HRMS (ESI/Q-TOF) m/z : calcd for C₂₁H₁₇OP [M + H]⁺, 317.1090; found, 317.1082.

(*p*-Anisyl)(2-ethynyl-6-methylphenyl)phenylphosphine Oxide (10e). Compound **5b** (0.0505 g, 0.13 mmol) was reacted with *p*-AnMgBr (0.39 mL, 0.195 mmol, 0.5 M solution in THF) according to general procedure E for 1 h to afford **10e** (0.0266 g, 0.0767 mmol, 59% yield) as a yellowish oil. $R_f = 0.15$ (200:1 CHCl₃/MTBE). 1H NMR (500 MHz, CDCl₃): δ 7.62–7.72 (m, 4H), 7.50–7.53 (m, 1H), 7.40–7.44 (m, 3H), 7.33–7.38 (m, 1H), 7.25–7.27 (m, 1H), 6.94–6.96 (m, 2H), 3.85 (m, 3H), 2.66 (s, 1H), 2.59 (s, 3H). $^{13}C\{^1H\}$ NMR (125 MHz, CDCl₃): δ 162.5 (d, $J_{P-C} = 3.6$ Hz, C), 145.5 (d, $J_{P-C} = 7.3$ Hz, C), 134.7 (d, $J_{P-C} = 108.1$ Hz, C), 134.1 (d, $J_{P-C} = 10.9$ Hz, 2CH), 133.7 (d, $J_{P-C} = 9.1$ Hz, CH), 133.0 (d, $J_{P-C} = 10.0$ Hz, CH), 132.5 (d, $J_{P-C} = 99.9$ Hz, C), 131.9 (d, $J_{P-C} = 10.0$ Hz, 2CH), 131.6 (d, $J_{P-C} = 2.7$ Hz, CH), 130.9 (d, $J_{P-C} = 1.8$ Hz, CH), 128.3 (d, $J_{P-C} = 11.8$ Hz, 2CH), 125.6 (d, $J_{P-C} = 6.4$ Hz, C), 113.2 (d, $J_{P-C} = 13.6$ Hz, 2CH), 84.4 (s, C), 82.2 (d, $J_{P-C} = 6.4$ Hz, CH), 56.3 (s, CH₃), 23.3 (d, $J_{P-C} = 3.6$ Hz, CH₃). $^{31}P\{^1H\}$ NMR (202 MHz, CDCl₃): δ 30.21 (s). HRMS (ESI/Q-TOF) m/z : calcd for C₂₂H₁₉O₂P [M + H]⁺, 347.1195; found, 347.1205.

(2-Ethynyl-6-methylphenyl)(4-chlorophenyl)phenylphosphine Oxide (10i). Compound **5b** (0.0505 g, 0.13 mmol) was reacted with *p*-Cl-C₆H₄MgBr (0.195 mL, 0.195 mmol, 1 M solution in THF)

according to general procedure E for 1 h to afford **10i** (0.0296 g, 0.0845 mmol, 65% yield) as a yellowish oil. $R_f = 0.4$ (30:5:1 CHCl₃/AcOEt/MeOH). 1H NMR (500 MHz, CDCl₃): δ 7.69–7.73 (m, 2H), 7.63–7.67 (m, 2H), 7.54–7.57 (m, 1H), 7.40–7.47 (m, 5H), 7.36–7.38 (m, 1H), 7.27–7.29 (m, 1H), 2.67 (m, 1H), 2.59 (s, 3H). $^{13}C\{^1H\}$ NMR (125 MHz, CDCl₃): δ 145.6 (d, $J_{P-C} = 8.2$ Hz, C), 138.3 (d, $J_{P-C} = 3.6$ Hz, C), 133.7 (d, $J_{P-C} = 9.1$ Hz, CH), 133.6 (d, $J_{P-C} = 102.6$ Hz, C), 133.5 (d, $J_{P-C} = 10.9$ Hz, 2CH), 133.2 (d, $J_{P-C} = 10.0$ Hz, CH), 132.9 (d, $J_{P-C} = 106.3$ Hz, C), 131.9 (d, $J_{P-C} = 2.7$ Hz, CH), 131.8 (d, $J_{P-C} = 10.0$ Hz, 2CH), 131.3 (d, $J_{P-C} = 1.8$ Hz, CH), 128.6 (d, $J_{P-C} = 12.7$ Hz, 2CH), 128.5 (d, $J_{P-C} = 12.7$ Hz, 2CH), 125.6 (d, $J_{P-C} = 8.2$ Hz, C), 85.1 (s, C), 82.1 (d, $J_{P-C} = 6.4$ Hz, CH), 23.3 (d, $J_{P-C} = 3.6$ Hz, CH₃). $^{31}P\{^1H\}$ NMR (202 MHz, CDCl₃): δ 29.69 (s). HRMS (ESI/Q-TOF) m/z : calcd for C₂₁H₁₆ClOP [M + H]⁺, 351.0700; found, 351.0694.

(2-Ethynyl-6-methylphenyl)[*p*-(*N,N*-dimethylamino)phenyl]phenylphosphine Oxide (10k). Compound **5b** (0.0505 g, 0.13 mmol) was reacted with *p*-Me₂N-C₆H₄MgBr (0.39 mL, 0.195 mmol, 0.5 M solution in THF) according to general procedure E for 1 h to afford **10k** (0.0327 g, 0.091 mmol, 70% yield) as a brownish waxy solid. Mp: 140.5–144.5 °C. $R_f = 0.21$ (10:1 CHCl₃/MTBE). 1H NMR (500 MHz, CDCl₃): δ 7.66–7.70 (m, 2H), 7.51–7.55 (m, 2H), 7.47–7.50 (m, 1H), 7.38–7.41 (m, 3H), 7.30–7.33 (m, 1H), 7.23–7.30 (m, 1H), 6.69–6.71 (m, 2H), 3.01 (s, 6H), 2.67 (s, 1H), 2.60 (m, 3H). $^{13}C\{^1H\}$ NMR (125 MHz, CDCl₃): δ 152.5 (d, $J_{P-C} = 2.7$ Hz, C), 145.3 (d, $J_{P-C} = 7.3$ Hz, C), 135.6 (d, $J_{P-C} = 105.4$ Hz, C), 133.6 (d, $J_{P-C} = 9.1$ Hz, CH), 133.5 (d, $J_{P-C} = 11.8$ Hz, 2CH), 133.2 (d, $J_{P-C} = 99.0$ Hz, C), 132.9 (d, $J_{P-C} = 10.0$ Hz, CH), 131.9 (d, $J_{P-C} = 10.0$ Hz, 2CH), 131.3 (d, $J_{P-C} = 3.6$ Hz, CH), 130.6 (d, $J_{P-C} = 1.8$ Hz, CH), 128.6 (d, $J_{P-C} = 101.7$ Hz, C), 128.1 (d, $J_{P-C} = 12.7$ Hz, 2CH), 123.1 (d, $J_{P-C} = 8.2$ Hz, C), 111.2 (d, $J_{P-C} = 12.7$ Hz, 2CH), 84.1 (s, C), 82.3 (d, $J_{P-C} = 6.4$ Hz, CH), 39.9 (s, 2CH₃), 23.3 (d, $J_{P-C} = 4.5$ Hz, CH₃). $^{31}P\{^1H\}$ NMR (202 MHz, CDCl₃): δ 31.06 (s). HRMS (ESI/Q-TOF) m/z : calcd for C₂₃H₂₂NOP [M + H]⁺, 360.1512; found, 360.1515.

(2-Ethynyl-5-chlorophenyl)phenyl(*p*-tolyl)phosphine Oxide (11a). Compound **5c** (0.053 g, 0.13 mmol) was reacted with *p*-TolMgBr (0.195 mL, 0.195 mmol, 1 M solution in THF) according to general procedure E for 1 h to afford **11a** (0.0301 g, 0.086 mmol, 66% yield) as an orange solid. Mp: 160.4–161.8 °C. $R_f = 0.45$ (30:5:1 CHCl₃/AcOEt/MeOH). 1H NMR (500 MHz, CDCl₃): δ 7.71–7.75 (m, 3H), 7.61–7.66 (m, 2H), 7.52–7.56 (m, 2H), 7.45–7.49 (m, 3H), 7.27–7.30 (m, 2H), 3.02 (m, 1H), 2.43 (m, 3H). $^{13}C\{^1H\}$ NMR (125 MHz, CDCl₃): δ 142.8 (d, $J_{P-C} = 2.7$ Hz, C), 137.3 (d, $J_{P-C} = 97.2$ Hz, C), 136.1 (d, $J_{P-C} = 10.0$ Hz, CH), 136.1 (d, $J_{P-C} = 14.5$ Hz, C), 133.7 (d, $J_{P-C} = 10.0$ Hz, CH), 132.3 (d, $J_{P-C} = 10.0$ Hz, 2CH), 132.2 (d, $J_{P-C} = 10.0$ Hz, 2CH), 132.1 (d, $J_{P-C} = 10.0$ Hz, 2CH), 131.9 (d, $J_{P-C} = 108.9$ Hz, C), 131.8 (d, $J_{P-C} = 2.7$ Hz, CH), 129.3 (d, $J_{P-C} = 12.7$ Hz, 2CH), 128.4 (d, $J_{P-C} = 12.7$ Hz, 2CH), 128.1 (d, $J_{P-C} = 109.9$ Hz, C), 123.5 (d, $J_{P-C} = 6.4$ Hz, C), 85.9 (s, C), 80.8 (d, $J_{P-C} = 5.5$ Hz, CH). $^{31}P\{^1H\}$ NMR (202 MHz, CDCl₃): δ 27.47 (s). GC-MS (EI) m/z : 353 (8), 352 (31), 351 (52), 350 (95) (M)⁺, 349 (91), 331 (8), 302 (12), 273 (27), 268 (25), 258 (13), 252 (12), 252 (23), 244 (17), 230 (14), 215 (22), 212 (14), 210 (13), 199 (13), 196 (15), 194 (22), 189 (29), 176 (25), 165 (31). HRMS (ESI/Q-TOF) m/z : calcd for C₂₁H₁₆ClOP [M + H]⁺, 351.0700; found, 351.0693.

(2-Ethynyl-5-chlorophenyl)diphenylphosphine Oxide (11d). Compound **5c** (0.053 g, 0.13 mmol) was reacted with PhMgBr (0.195 mL, 0.195 mmol, 1 M solution in THF) according to general procedure E for 1 h to afford **11d** (0.032 g, 0.095 mmol, 73% yield) as a yellow oil. $R_f = 0.48$ (30:5:1 CHCl₃/AcOEt/MeOH). 1H NMR (500 MHz, CDCl₃): δ 7.73–7.77 (m, 5H), 7.53–7.59 (m, 3H), 7.46–7.50 (m, 5H), 3.01 (s, 1H). $^{13}C\{^1H\}$ NMR (125 MHz, CDCl₃): δ 136.9 (d, $J_{P-C} = 98.1$ Hz, C), 136.1 (d, $J_{P-C} = 10.0$ Hz, CH), 135.2 (d, $J_{P-C} = 14.5$ Hz, C), 133.7 (d, $J_{P-C} = 9.1$ Hz, CH), 132.2 (d, $J_{P-C} = 10.0$ Hz, 4CH), 132.17 (d, $J_{P-C} = 4.5$ Hz, 2CH), 131.9 (d, $J_{P-C} = 2.7$ Hz, CH), 131.4 (d, $J_{P-C} = 107.2$ Hz, 2C), 128.5 (d, $J_{P-C} = 12.7$ Hz, 4CH), 123.5 (d, $J_{P-C} = 6.4$ Hz, C), 84.9 (s, C), 80.7 (d, $J_{P-C} = 5.5$ Hz, CH). $^{31}P\{^1H\}$ NMR (202 MHz, CDCl₃): δ 27.46 (s). GC-MS (EI) m/z : 338 (14), 337 (33), 336 (46) (M)⁺, 335 (41), 259 (13), 254

(15), 252 (12), 230 (11), 207 (17), 199 (13), 196 (14), 194 (12), 176 (12), 154 (17), 152 (14), 135 (14), 100 (11), 99 (37), 98 (10), 78 (59), 77 (100), 76 (15), 75 (22), 74 (23), 51 (89). HRMS (ESI/Q-TOF) m/z : calcd for $C_{20}H_{14}ClOP [M + H]^+$, 337.0544; found, 337.0543.

(p-Anisyl)(2-ethynyl-5-chlorophenyl)phenylphosphine Oxide (11e). Compound **5c** (0.053 g, 0.13 mmol) was reacted with *p*-AnMgBr (0.39 mL, 0.195 mmol, 0.5 M solution in THF) according to general procedure E for 1 h to afford **11e** (0.0276 g, 0.0754 mmol, 58% yield) as an orange oil. $R_f = 0.54$ (30:5:1 $CHCl_3$ /AcOEt/MeOH). 1H NMR (500 MHz, $CDCl_3$): δ 7.65–7.77 (m, 5H), 7.52–7.56 (m, 2H), 7.45–7.48 (m, 3H), 6.69–6.99 (m, 2H), 3.86 (s, 3H), 3.03 (s, 1H). $^{13}C\{^1H\}$ NMR (125 MHz, $CDCl_3$): δ 162.7 (d, $J_{P-C} = 3.6$ Hz, C), 137.5 (d, $J_{P-C} = 98.1$ Hz, C), 136.2 (d, $J_{P-C} = 10.0$ Hz, CH), 135.2 (d, $J_{P-C} = 14.5$ Hz, C), 134.2 (d, $J_{P-C} = 11.8$ Hz, 2CH), 133.7 (d, $J_{P-C} = 10.0$ Hz, CH), 132.2 (d, $J_{P-C} = 10.9$ Hz, 2CH), 132.0 (d, $J_{P-C} = 3.6$ Hz, CH), 131.9 (d, $J_{P-C} = 108.1$ Hz, C), 131.8 (d, $J_{P-C} = 2.7$ Hz, CH), 128.4 (d, $J_{P-C} = 12.7$ Hz, 2CH), 123.4 (d, $J_{P-C} = 6.4$ Hz, C), 122.4 (d, $J_{P-C} = 113.5$ Hz, C), 114.1 (d, $J_{P-C} = 13.6$ Hz, 2CH), 85.6 (s, C), 80.8 (d, $J_{P-C} = 4.5$ Hz, CH), 55.4 (s, OCH_3). $^{31}P\{^1H\}$ NMR (202 MHz, $CDCl_3$): δ 27.26 (s). GC–MS (EI) m/z : 368 (27), 367 (48), 366 (100) (M^+), 365 (76), 353 (13), 351 (23), 289 (24), 283 (11), 252 (10), 245 (12), 239 (15), 217 (12), 199 (25), 182 (11), 176 (19), 170 (10), 152 (11), 151 (10), 141 (14), 139 (11), 138 (10), 123 (37), 110 (11), 108 (24), 107 (13). HRMS (ESI/Q-TOF) m/z : calcd for $C_{21}H_{16}ClO_2P [M + H]^+$, 367.0649; found, 367.0642.

(4-Chlorophenyl)(2-ethynyl-5-chlorophenyl)phenylphosphine Oxide (11i). Compound **5c** (0.053 g, 0.13 mmol) was reacted with *p*-Cl- C_6H_4 MgBr (0.195 mL, 0.195 mmol, 1 M solution in THF) according to general procedure E for 1 h to afford **11i** (0.0289 g, 0.078 mmol, 60% yield) as a yellow oil. $R_f = 0.47$ (30:5:1 $CHCl_3$ /AcOEt/MeOH). 1H NMR (500 MHz, $CDCl_3$): δ 7.67–7.77 (m, 5H), 7.54–7.60 (m, 2H), 7.45–7.51 (m, 5H), 3.04 (s, 1H). $^{13}C\{^1H\}$ NMR (125 MHz, $CDCl_3$): δ 138.7 (d, $J_{P-C} = 3.6$ Hz, C), 136.3 (d, $J_{P-C} = 10.0$ Hz, 2CH), 135.4 (d, $J_{P-C} = 15.4$ Hz, C), 133.7 (d, $J_{P-C} = 10.0$ Hz, CH), 133.6 (d, $J_{P-C} = 10.9$ Hz, 2CH), 132.4 (d, $J_{P-C} = 1.8$ Hz, CH), 132.1 (d, $J_{P-C} = 1.8$ Hz, CH), 132.1 (d, $J_{P-C} = 10.0$ Hz, 2CH), 128.8 (d, $J_{P-C} = 13.6$ Hz, 2CH), 128.6 (d, $J_{P-C} = 12.7$ Hz, 2CH), 123.3 (d, $J_{P-C} = 6.4$ Hz, C), 86.2 (s, C), 80.7 (d, $J_{P-C} = 5.5$ Hz, CH). $^{31}P\{^1H\}$ NMR (202 MHz, $CDCl_3$): δ 26.56 (s). GC–MS (EI) m/z : 373 (13), 372 (18), 371 (59), 370 (100) (M^+), 369 (24), 355 (22), 354 (11), 334 (17), 325 (14), 297 (11), 288 (14), 283 (14), 266 (18), 264 (25), 252 (43), 243 (13), 241 (18), 235 (10), 230 (28), 216 (14), 207 (21), 199 (13), 197 (13), 196 (16), 177 (18), 174 (13), 175 (12), 174 (22), 166 (12), 159 (12), 152 (12), 137 (11), 136 (17), 133 (41), 126 (10), 119 (13), 113 (14), 112 (36), 111 (34), 108 (11), 107 (30), 99 (37), 98 (17), 78 (12), 77 (41), 76 (24), 75 (69), 74 (35), 72 (21). HRMS (ESI/Q-TOF) m/z : calcd for $C_{20}H_{13}Cl_2OP [M + H]^+$, 371.0154; found, 371.0145.

(2-Ethynyl-5-chlorophenyl)(p-(N,N-dimethylamino)phenyl)phenyl Phosphine Oxide (11k). Compound **5c** (0.053 g, 0.13 mmol) was reacted with *p*-Me₂N- C_6H_4 MgBr (0.39 mL, 0.195 mmol, 0.5 M solution in THF) according to general procedure E for 1 h to afford **11k** (0.0296 g, 0.078 mmol, 60% yield) as an orange oil. $R_f = 0.21$ (10:1 $CHCl_3$ /MTBE). 1H NMR (500 MHz, $CDCl_3$): δ 7.77–7.78 (m, 1H), 7.70–7.74 (m, 2H), 7.50–7.58 (m, 4H), 7.43–7.46 (m, 3H), 6.72–6.74 (m, 2H), 3.03 (s, 7H). $^{13}C\{^1H\}$ NMR (125 MHz, $CDCl_3$): δ 152.4 (d, $J_{P-C} = 1.8$ Hz, C), 138.1 (d, $J_{P-C} = 92.6$ Hz, C), 135.9 (d, $J_{P-C} = 10.5$ Hz, CH), 134.9 (d, $J_{P-C} = 14.5$ Hz, CH), 133.6 (d, $J_{P-C} = 10.0$ Hz, CH), 133.5 (d, $J_{P-C} = 10.9$ Hz, 2CH), 132.6 (d, $J_{P-C} = 107.2$ Hz, C), 132.1 (d, $J_{P-C} = 10.0$ Hz, 2CH), 131.7 (d, $J_{P-C} = 2.7$ Hz, CH), 131.4 (d, $J_{P-C} = 1.8$ Hz, CH), 128.2 (d, $J_{P-C} = 12.7$ Hz, 2CH), 123.1 (d, $J_{P-C} = 5.5$ Hz, C), 115.2 (d, $J_{P-C} = 118.0$ Hz, C), 111.1 (d, $J_{P-C} = 13.6$ Hz, 2C), 85.5 (s, C), 80.9 (d, $J_{P-C} = 5.5$ Hz, CH), 39.9 (s, 2 CH_3). $^{31}P\{^1H\}$ NMR (202 MHz, $CDCl_3$): δ 27.79 (s). GC–MS (EI) m/z : 379 (22), 378 (4) (M^+), 377 (9), 362 (10), 292 (12), 281 (41), 253 (15), 208 (24), 207 (100), 193 (13), 191 (18), 135 (12), 133 (17), 95 (12), 73 (29). HRMS (ESI/Q-TOF) m/z : calcd for $C_{22}H_{19}ClNOP [M + H]^+$, 380.0966; found, 380.0976.

(2-Ethynyl-4-methoxyphenyl)diphenylphosphine Oxide (12d). Compound **5d** (0.0525 g, 0.13 mmol) was reacted with PhMgBr (0.195 mL, 0.195 mmol, 1 M solution in THF) according to general procedure E to afford **12d** (0.035 g, 0.107 mmol, 82% yield) as a yellowish solid. Mp: 156.8–157.8 °C. $R_f = 0.15$ (10:1 $CHCl_3$ /MTBE). 1H NMR (500 MHz, $CDCl_3$): δ 7.72–7.76 (m, 4H), 7.49–7.56 (m, 3H), 7.44–7.48 (m, 4H), 7.13–7.14 (m, 1H), 6.92–6.94 (m, 1H), 3.86 (s, 3H), 2.99 (s, 1H). $^{13}C\{^1H\}$ NMR (125 MHz, $CDCl_3$): δ 162.0 (d, $J_{P-C} = 2.7$ Hz, C), 135.8 (d, $J_{P-C} = 10.0$ Hz, CH), 132.4 (d, $J_{P-C} = 107.2$ Hz, 2C), 132.2 (d, $J_{P-C} = 10.0$ Hz, 4CH), 131.7 (d, $J_{P-C} = 2.7$ Hz, 2CH), 128.3 (d, $J_{P-C} = 11.8$ Hz, 4CH), 126.9 (d, $J_{P-C} = 8.2$ Hz, C), 125.7 (d, $J_{P-C} = 107.2$ Hz, C), 120.3 (d, $J_{P-C} = 10.0$ Hz, CH), 114.4 (d, $J_{P-C} = 12.7$ Hz, C), 84.7 (s, C), 81.7 (d, $J_{P-C} = 5.5$ Hz, CH), 55.5 (s, CH_3). $^{31}P\{^1H\}$ NMR (202 MHz, $CDCl_3$): δ 28.27 (s). GC–MS (EI) m/z : 333 (22), 332 (100) (M^+), 331 (76), 316 (11), 285 (13), 281 (15), 270 (18), 255 (48), 253 (24), 239 (90), 208 (15), 207 (34), 183 (28), 165 (31), 163 (11), 152 (15), 77 (36). HRMS (ESI/Q-TOF) m/z : calcd for $C_{21}H_{17}O_2P [M + H]^+$, 333.1039; found, 333.1040.

(2-Ethynyl-4-methoxyphenyl)phenyl(p-(N,N-dimethylamino)phenyl)phosphine Oxide (12k). Compound **5d** (0.0525 g, 0.13 mmol) was reacted with *p*-Me₂N- C_6H_4 MgBr (0.39 mL, 0.195 mmol, 0.5 M solution in THF) according to general procedure E for 1 h to afford **12k** (0.0311 g, 0.083 mmol, 64% yield) as an orange oil. $R_f = 0.57$ (30:5:1 $CHCl_3$ /AcOEt/MeOH). 1H NMR (500 MHz, $CDCl_3$): δ 7.69–7.73 (m, 2H), 7.52–7.62 (m, 4H), 7.40–7.47 (m, 2H), 7.11–7.12 (m, 1H), 6.90–6.92 (m, 1H), 6.69–6.71 (m, 2H), 3.82 (s, 3H), 3.01 (s, 6H), 2.99 (s, 1H). $^{13}C\{^1H\}$ NMR (125 MHz, $CDCl_3$): δ 161.7 (d, $J_{P-C} = 2.7$ Hz, C), 152.3 (d, $J_{P-C} = 2.7$ Hz, C), 135.8 (d, $J_{P-C} = 10.8$ Hz, CH), 133.9 (d, $J_{P-C} = 107.2$ Hz, C), 133.6 (d, $J_{P-C} = 10.9$ Hz, 2CH), 132.2 (d, $J_{P-C} = 10.0$ Hz, 2CH), 131.2 (d, $J_{P-C} = 2.7$ Hz, CH), 128.1 (d, $J_{P-C} = 11.8$ Hz, CH), 127.3 (d, $J_{P-C} = 106.3$ Hz, C), 126.7 (d, $J_{P-C} = 8.2$ Hz, C), 120.1 (d, $J_{P-C} = 10.0$ Hz, CH), 117.0 (d, $J_{P-C} = 118.1$ Hz, C), 114.2 (d, $J_{P-C} = 12.7$ Hz, 2CH), 111.2 (d, $J_{P-C} = 13.6$ Hz, CH), 84.3 (s, C), 81.7 (d, $J_{P-C} = 5.5$ Hz, CH), 55.5 (s, CH_3), 39.9 (s, 2 CH_3). $^{31}P\{^1H\}$ NMR (202 MHz, $CDCl_3$): δ 28.45 (s). HRMS (ESI/Q-TOF) m/z : calcd for $C_{23}H_{22}NO_2P [M + H]^+$, 376.1461; found, 376.1460.

Reaction of 5a with p-TolMgBr at -78 °C (General Procedure F). To a Schlenk tube (25 mL) equipped with a magnetic stirrer and an argon inlet was added phosphine oxide **5a** (0.0485 g, 0.13 mmol) in anhydrous THF (2 mL), and the mixture was cooled to -78 °C. Then, *p*-TolMgBr (0.195 mL, 0.195 mmol, 1 M solution in THF) was added. Then, the reaction mixture was stirred at -78 °C for 30 min. Then, the reaction mixture was quenched by the addition of NH_4Cl solution (5 mL) and extracted with $CHCl_3$ (5 × 10 mL). The collected organic phases were dried over Na_2SO_4 , the solid was filtered off, and the filtrate was evaporated under reduced pressure. The crude reaction mixture was checked using the ^{31}P NMR technique. The residue was purified by column chromatography on silica gel using $CHCl_3$ /EtOAc/MeOH (30:5:1 v/v) to provide **8a** (0.0148 g, 0.047 mmol, 36% yield) and **9**.

(2-Ethynylphenyl)(phenyl)((2-phenyl(p-tolyl)phosphoryl)phenyl)ethynyl)phosphine Oxide (9): 0.0204 g, 0.038 mmol, 29% yield, white solid (EtOAc). Mp: 233–234 °C (dec). $R_f = 0.27$ (30:5:1 $CHCl_3$ /AcOEt/MeOH). 1H NMR (500 MHz, $CDCl_3$): δ 8.09–8.17 (m, 1H), 7.78–7.82 (m, 1H), 7.60–7.68 (m, 4H), 7.45–7.75 (m, 10H), 7.33–7.43 (m, 4H), 7.15–7.20 (m, 2H), 3.20 (d, $J_{P-H} = 1.89$ Hz, 1H), 2.35 (d, $J_{P-H} = 5.04$ Hz, 3H). $^{13}C\{^1H\}$ NMR (125 MHz, $CDCl_3$): δ 142.7 (d, $J_{P-C} = 2.7$ Hz, C), 136.2 (d, $J_{P-C} = 8.2$ Hz, CH), 135.4 (d, $J_{P-C} = 99.9$ Hz, C), 134.4 (dd, $J_{P-C} = 1.8$ Hz, $J_{P-C} = 11.8$ Hz, CH), 133.9 (d, $J_{P-C} = 10.0$ Hz, CH), 133.4 (d, $J_{P-C} = 10.0$ Hz, CH), 132.2 (d, $J_{P-C} = 3.6$ Hz, CH), 132.1 (d, $J_{P-C} = 10.0$ Hz, 2CH), 132.07 (d, $J_{P-C} = 2.7$ Hz, CH), 132.06 (d, $J_{P-C} = 3.08$ Hz, CH), 131.9 (d, $J_{P-C} = 2.7$ Hz, CH), 131.85 (dd, $J_{P-C} = 4.5$ Hz, $J_{P-C} = 124.4$ Hz, C), 131.8 (d, $J_{P-C} = 2.7$ Hz, CH), 131.7 (d, $J_{P-C} = 1.8$ Hz, CH), 131.6 (d, $J_{P-C} = 11.8$ Hz, 2CH), 129.9 (d, $J_{P-C} = 1.8$ Hz, $J_{P-C} = 11.8$ Hz, CH), 129.32 (d, $J_{P-C} = 13.6$ Hz, 2CH), 128.5 (d, $J_{P-C} = 12.7$ Hz, 2CH), 128.1 (d, $J_{P-C} = 2.7$ Hz, CH), 128.1 (d, $J_{P-C} = 2.7$ Hz, CH), 127.4 (d, $J_{P-C} = 8.2$ Hz, C), 123.9 (dm, C), 102.5 (dd, $J_{P-C} = 4.5$ Hz,

$J_{P-C} = 29.1$ Hz, C), 89.3 (d, $J_{P-C} = 172.6$ Hz, C), 85.6 (s, C), 80.7 (dd, $J_{P-C} = 2.7$ Hz, $J_{P-C} = 7.3$ Hz, CH), 21.6 (s, CH₃). $^{31}\text{P}\{^1\text{H}\}$ NMR (202 MHz, CDCl₃): δ 29.41 (d, $J_{P-P} = 12.4$ Hz), 7.44 (d, $J_{P-P} = 12.4$ Hz). HRMS (ESI/Q-TOF) m/z : calcd for C₃₅H₂₆O₂P₂ [M + H]⁺, 541.1481; found, 541.1479.

Reaction of 5a with *p*-TolMgBr in a Higher Scale (General Procedure G). To a Schlenk tube (25 mL) equipped with a magnetic stirrer and an argon inlet phosphine was added oxide 5a (0.24 g, 0.634 mmol) in anhydrous THF (5 mL), and the mixture was cooled to 0 °C. Then, *p*-TolMgBr (0.952 mL, 0.952 mmol, 1 M in THF) was added dropwise. Then, the reaction mixture was stirred at 0 °C for 1 h. Then, the reaction mixture was quenched by the addition of NH₄Cl solution (5 mL) and extracted with CHCl₃ (5 × 5 mL). The collected organic phases were dried over Na₂SO₄, the solid was filtered off, and the filtrate was evaporated under reduced pressure. The crude reaction mixture was checked using the $^{31}\text{P}\{^1\text{H}\}$ NMR technique. The residue was purified by column chromatography on silica gel using CHCl₃/EtOAc/MeOH (30:5:1 v/v) as an eluent, yielding (2-ethynylphenyl)phenyl(*p*-tolyl)phosphine oxide (8a) in 91% yield (0.182 g, 0.577 mmol).

Reaction of 5a with PhLi or EtMgBr (General Procedure H). To a Schlenk tube (25 mL) equipped with a magnetic stirrer and an argon inlet was added phosphine oxide 5a (0.0405 g, 0.108 mmol) in anhydrous THF (2 mL), and the mixture was cooled to 0 °C. Then, PhLi or EtMgBr (0.164 mmol) was added. Then, the reaction mixture was stirred at 0 °C for 30 min. Then, the reaction mixture was quenched by the addition of NH₄Cl solution (5 mL) and extracted with CHCl₃ (5 × 10 mL). The collected organic phases were dried over Na₂SO₄, the solid was filtered off, and the filtrate was evaporated under reduced pressure. The crude reaction mixture was checked using the $^{31}\text{P}\{^1\text{H}\}$ NMR technique. The residue was purified by column chromatography on silica gel using CHCl₃/MTBE (30:1 v/v).

[2-(Ethynyl)phenyl]diphenylphosphine Oxide (8d). Compound 5a (0.0405 g, 0.108 mmol) was reacted with PhLi (0.086 mL, 0.164 mmol, 1.9 M solution in *n*-Bu₂O) according to general procedure H to afford 8d (0.007 g, 0.022 mmol, 21% yield).

Ethyl(2-ethynylphenyl)phenylphosphine (13). Compound 5a (0.0405 g, 0.108 mmol) was reacted with EtMgBr (0.162 mL, 0.162 mmol, 1 M solution in THF) according to general procedure H to afford 13 (0.016 g, 0.063 mmol, 58% yield) as a yellow oil. $R_f = 0.35$ (30:5:1 CHCl₃/AcOEt/MeOH). ^1H NMR (500 MHz, CDCl₃): δ 8.18–8.24 (m, 1H), 7.71–7.76 (m, 2H), 7.56–7.91 (m, 1H), 7.46–7.55 (m, 3H), 7.40–7.44 (m, 2H), 3.21 (s, 1H), 2.71–2.80 (m, 1H), 2.51–2.61 (m, 1H), 1.20 (dt, $J_{H-H} = 7.72$ Hz, $J_{H-P} = 17.9$ Hz, 3H). $^{31}\text{P}\{^1\text{H}\}$ NMR (202 MHz, CDCl₃): δ 34.50 (s). $^{13}\text{C}\{^1\text{H}\}$ NMR (125 MHz, CDCl₃): δ 134.7 (d, $J_{C-P} = 8.62$ Hz, CH), 133.9 (d, $J_{C-P} = 92.6$ Hz, C), 133.8 (d, $J_{C-P} = 6.8$ Hz, CH), 133.1 (d, $J_{C-P} = 99.9$ Hz, C), 131.6 (d, $J_{C-P} = 2.5$ Hz, CH), 131.5 (d, $J_{C-P} = 2.5$ Hz, CH), 130.9 (d, $J_{C-P} = 9.99$ Hz, 2CH), 128.9 (d, $J_{C-P} = 10.0$ Hz, CH), 128.3 (d, $J_{C-P} = 12.7$ Hz, 2CH), 123.2 (d, $J_{C-P} = 8.2$ Hz, C), 84.2 (s, C), 82.3 (d, $J_{C-P} = 4.5$ Hz, CH), 21.0 (d, $J_{C-P} = 72.7$ Hz, CH₂), 5.59 (d, $J_{C-P} = 5.5$ Hz, CH₃). GC–MS (EI) m/z : (%) 255 (9), 254 (49) (M)⁺, 253 (9), 226 (35), 225 (100), 179 (17), 178 (30), 165 (17), 152 (12), 149 (11), 77 (25). HRMS (ESI/Q-TOF) m/z : calcd for C₃₂H₃₀O₂P₂Na [2M + Na]⁺, 531.1619; found, 531.1628.

■ ASSOCIATED CONTENT

SI Supporting Information

The Supporting Information is available free of charge at <https://pubs.acs.org/doi/10.1021/acs.joc.1c01629>.

^1H NMR, $^{13}\text{C}\{^1\text{H}\}$ NMR, $^{31}\text{P}\{^1\text{H}\}$ NMR, and ^{19}F NMR spectra for all products, crystallographic data (PDF)

Accession Codes

CCDC 2094907 contains the supplementary crystallographic data for this paper. These data can be obtained free of charge via www.ccdc.cam.ac.uk/data_request/cif, or by emailing data_request@ccdc.cam.ac.uk, or by contacting The Cam-

bridge Crystallographic Data Centre, 12 Union Road, Cambridge CB2 1EZ, UK; fax: +44 1223 336033.

■ AUTHOR INFORMATION

Corresponding Author

Sylvia Sowa – Department of Organic Chemistry, Faculty of Chemistry, Institute of Chemical Sciences, Marie Curie-Skłodowska University in Lublin, Lublin PL-20-614, Poland; orcid.org/0000-0002-3494-1170; Email: sylvia.sowa@poczta.umcs.lublin.pl

Author

Łukasz Ponikiewski – Department of Inorganic Chemistry, Faculty of Chemistry, Gdańsk University of Technology, Gdańsk PL-80-233, Poland; orcid.org/0000-0002-5037-1956

Complete contact information is available at:

<https://pubs.acs.org/10.1021/acs.joc.1c01629>

Notes

The authors declare no competing financial interest.

■ ACKNOWLEDGMENTS

This work was supported by a grant from the National Centre of Science (Narodowe Centrum Nauki) in Poland (2018/02/X/ST5/00635). S.S. thanks Prof. K. M. Pietrusiewicz for kindly reading the manuscript. Sylvia Sowa wish to thank Prof. Marek Stankevič for the discussions and for reading the manuscript.

■ REFERENCES

- (1) (a) Stang, P. J.; Diederich, F. *Modern Acetylene Chemistry*; Wiley VCH, 1995; pp 1–26. (b) Diederich, F.; Stang, P. J.; Tykwinski, R. R. *Acetylene Chemistry: Chemistry, Biology and Material Science*; Wiley VCH, 2005; pp 1–42. (c) Trost, B. M.; Li, C.-J. *Modern Alkyne Chemistry: Catalytic and Atom-Economic Transformations*; Wiley VCH, 2015; pp 1–11.
- (2) Trofimov, B. A.; Schmidt, E. Y. Acetylenes in the superbase-promoted assembly of carbocycles and heterocycles. *Acc. Chem. Res.* **2018**, *51* (5), 1117–1130.
- (3) (a) Jimenez-Nunez, E.; Echavarren, A. M. Molecular diversity through gold catalysis with alkynes. *Chem. Commun.* **2007**, 333–346. (b) Uruvakili, A.; Gangadhararao, G.; Kumara Swamy, K. C. Gold(I) catalyzed sequential dehydrative cyclisation/intermolecular [4 + 2] cycloaddition of alkynyl dienols onto activated alkynes/alkenes: a facile route to substituted norbornadienes/norbornenes. *Org. Biomol. Chem.* **2015**, *13*, 10060–10071. (c) Zhang, C.; Hong, K.; Dong, S.; Pei, C.; Zhang, X.; He, C.; Hu, W.; Xu, X. Gold(I)-catalyzed aromatization: expeditious synthesis of polyfunctionalized naphthalenes. *iScience* **2019**, *21*, 499–508.
- (4) Tan, Q. W.; Chovatia, P.; Willis, M. C. Copper-catalyzed synthesis of alkylidene 2-pyrrolinone derivatives from the combination of α -keto amides and alkynes. *Org. Biomol. Chem.* **2018**, *16*, 7797–7800.
- (5) (a) Zhou, R.; Wang, W.; Jiang, Z.-J.; Wang, K.; Zheng, X.-L.; Fu, H.-Y.; Chen, H.; Li, R.-X. One-pot synthesis of 2-substituted benzo[b]furans via Pd–tetraphosphine catalyzed coupling of 2-halophenols with alkynes. *Chem. Commun.* **2014**, *50*, 6023–6026. (b) De, S.; Jash, M.; Chowdhury, C. Palladium(II) catalyzed cascade strategy for the synthesis of dibenzo[5,6:7,8]cycloocta[1,2-b]indol-10-ols/-10(15H)-ones: easy access to 1,3,5,7-cyclooctatetraenes (COTs). *Chem. Commun.* **2020**, *56*, 15659–15662. (c) Wang, J.; Wang, G.; Cheng, X.; Liu, Y.; Zhang, J. Sequential Sonogashira/intramolecular aminopalladation/cross-coupling of *ortho*-ethynyl-anilines catalyzed by a single palladium source: rapid access to 2,3-diarylindoles. *Org. Biomol. Chem.* **2021**, *19*, 1329–1333.

- (6) (a) Wan, S.-H.; Liu, S.-T. Functionalized pyrroles from vinylaziridines and alkynes via rhodium-catalyzed domino ring-opening cyclization followed by C = C bond migration. *Tetrahedron* **2019**, *75*, 1166–1170. (b) Burnie, A. J.; Evans, P. A. Rhodium-catalyzed [(3 + 2)+1] carbocyclizations of alkynylidene cyclopropanes with carbon monoxide: construction of polysubstituted bicyclohexa-2,5-dienones. *Chem. Commun.* **2018**, *54*, 7621–7624.
- (7) (a) Zhou, X.; Huang, F.; Tang, C.; Zhuo, Q.; Chen, Z.; Zhang, H.; Xia, H. A missing member of conjugated *N*-heterocycles: realizing pyrido[1,2-*α*]azepine by reacting ruthenium alkenylcarbene complex with alkyne. *Chem. Commun.* **2018**, *54*, 4009–4012. (b) Ilies, L.; Arslanoglu, Y.; Matsubara, T.; Nakamura, E. Iron-catalyzed synthesis of indenones through cyclization of carboxamides with alkynes. *Asian J. Org. Chem.* **2018**, *7* (7), 1327–1329. (c) Roldan-Molina, E.; Nievas, M. M.; Navarro, J. A. R.; Oltra, J. E. CpTiCl₂-Catalyzed cross-coupling between Internal Alkynes and Ketones: A Novel Concept in the synthesis of halogenated, conjugated dienes. *Chem. - Eur. J.* **2020**, *26* (37), 8296–8301.
- (8) (a) Chang, X.; Zhang, J.; Peng, L.; Guo, C. Collective synthesis of acetylenic pharmaceuticals via enantioselective Nickel/Lewis acid-catalyzed propargylic alkylation. *Nat. Commun.* **2021**, *12*, 299. (b) Talele, T. T. Acetylene group, friend or foe in medicinal chemistry. *J. Med. Chem.* **2020**, *63*, 5625–5663.
- (9) (a) Jiang, X.; Hao, X.; Jing, L.; Wu, G.; Kang, D.; Liu, X.; Zhan, P. Recent applications of click chemistry in drug discovery. *Expert Opin. Drug Discovery* **2019**, *14* (8), 779–789. (b) Meldal, M.; Diness, F. Recent Fascinating Aspects of the CuAAC/Click Reaction. *Trends in Chemistry* **2020**, *2* (6), 569–584. (c) Li, Y.; Wang, X.; Han, Y.; Sun, H.-Y.; Hilborn, J.; Shi, L. Click chemistry-based biopolymeric hydrogels for regenerative medicine. *Biomed. Mater.* **2021**, *16*, 022003.
- (10) (a) Flaxman, H. A.; Miyamoto, D. K.; Woo, C. M. Small molecule interactome mapping by photo-affinity labeling (SIM-PAL) to identify binding sites of small molecules on a proteome-wide scale. *Current Protocols in Chemical Biology* **2019**, *11*, e75. (b) Croce, S.; Serdjukow, S.; Carell, T.; Frischmuth, T. Chemoenzymatic preparation of functional click-labeled messenger RNA. *ChemBioChem* **2020**, *21* (11), 1641–1646. (c) Welling, M. M.; Duszynko, N.; van Willigen, D. M.; Hensbergen, A. W.; Buckle, T.; Rietbergen, D. D. D.; Roestenberg, M.; van Leeuwen, F. W. B. Interventional nuclear medicine: “click” chemistry as an in vivo targeting strategy for imaging microspheres and bacteria. *Biomater. Sci.* **2021**, *9*, 1683–1690.
- (11) (a) Song, S.; Ko, Y.-G.; Lee, H.; Wi, D.; Ree, B. J.; Li, Y.; Michinobu, T.; Ree, M. High-performance triazole-containing brush polymers via azide–alkyne click chemistry: a new functional polymer platform for electrical memory devices. *NPG Asia Mater.* **2015**, *7*, e228. (b) Marrocchi, A.; Facchetti, A.; Lanari, D.; Santoro, S.; Vaccaro, L. Click-chemistry approaches to π -conjugated polymers for organic electronics applications. *Chem. Sci.* **2016**, *7*, 6298–6308.
- (12) (a) Mateos-Gil, J.; Calbo, J.; Rodríguez-Pérez, L.; Herranz, M. A.; Ortí, E.; Martín, N. Carbon nanotubes conjugated with triazole-based tetraethiafulvalene-type receptors for C₆₀ recognition. *Chem-PlusChem* **2019**, *84* (6), 730–739. (b) Sebastian, M.; Ganesan, A.; Behbehani, H.; Husain, A.; Makhseed, S. Ultrafast nonlinear optical characteristics of pyrene-conjugated azaphthalocyanines with optical limiting behavior. *J. Phys. Chem. C* **2020**, *124*, 21740–21750.
- (13) (a) Ortiz, M.; Yu, C.; Jin, Y.; Zhang, W. Poly(aryleneethynylene)s: Properties, Applications and Synthesis Through Alkyne Metathesis. *Top Curr. Chem. (Z)* **2017**, *375*, 69. (b) Higashino, T.; Kurumisawa, Y.; Nimura, S.; Iiyama, H.; Imahori, H. Enhanced donor– π –acceptor character of a porphyrin dye incorporating naphthobisthiadiazole for efficient near-infrared light absorption. *Eur. J. Org. Chem.* **2018**, *2018* (20–21), 2537–2547. (c) Mogensen, J.; Michaels, H.; Roy, R.; Broløs, L.; Kilde, M. D.; Freitag, M.; Nielsen, M. B. Indenofluorene-extended tetraethiafulvalene scaffolds for dye-sensitized solar cells. *Eur. J. Org. Chem.* **2020**, *2020* (38), 6127–6134. (d) Yenilmez, H. Y.; Sahin, A. N.; Altındal, A.; Bayır, Z. A. Photosensitive field effect transistor based on metallo-phthalocyanines containing (4-pentylphenyl)ethynyl moieties. *Synth. Met.* **2021**, *273*, 116690. (e) Sessler, J. L.; Wang, X.; Xie, L.; Lin, K.; Ma, W.; Zhao, T.; Ji, X.; Khashab, N. M.; Alyami, M.; Wang, H. Calix[4]pyrrole-crosslinked porous polymeric networks for micropollutant removal from water. *Angew. Chem., Int. Ed.* **2021**, *60* (13), 7188–7196. (f) Wu, Y.; Zang, Y.; Xu, L.; Wang, J.; Jia, H.; Miao, F. Synthesis of functional conjugated microporous polymer/TiO₂ nanocomposites and the mechanism of the photocatalytic degradation of organic pollutants. *J. Mater. Sci.* **2021**, *56*, 7936–7950.
- (14) Zhang, Z.-H.; Dong, X.-Y.; Du, X.-Y.; Gu, Q.-S.; Li, Z.-L.; Liu, X.-Y. Copper-catalyzed enantioselective Sonogashira-type oxidative cross-coupling of unactivated C(sp³)-H bonds with alkynes. *Nat. Commun.* **2019**, *10*, 5689.
- (15) Mohajer, F.; Heravi, M. M.; Zadsirjan, V.; Poormohammad, N. Copper-free Sonogashira cross-coupling reactions: an overview. *RSC Adv.* **2021**, *11* (12), 6885–6925.
- (16) (a) Yang, Q.; Zhou, Y.; Chen, J.; He, X.; Xu, J.; Kwong, F. Y.; Fan, B. Pd-Catalyzed allylic alkylation of allylic acetates with terminal alkynes. *Eur. J. Org. Chem.* **2015**, *2015* (24), 5330–5333. (b) Ha, H.; Shin, C.; Bae, S.; Joo, J. M. Divergent palladium-catalyzed cross-coupling of nitropyrazoles with terminal alkynes. *Eur. J. Org. Chem.* **2018**, *2018* (20–21), 2645–2650. (c) Huang, W.-Y.; Lu, C.-H.; Ghorai, S.; Li, B.; Li, C. Regio- and enantioselective allylic alkylation of terminal alkynes by synergistic Rh/Cu catalysis. *J. Am. Chem. Soc.* **2020**, *142* (36), 15276–15281. (d) Tsui, G. C.; Ma, Q.; Wang, Y. Stereoselective palladium-catalyzed C–F bond alkylation of tetrasubstituted *gem*-difluoroalkenes. *Angew. Chem., Int. Ed.* **2020**, *59* (28), 11293–11297. (e) Della-Felice, F.; Zanini, M.; Jie, X.; Tan, E.; Echavarren, A. M. Rhodium(III)-catalyzed synthesis of skipped enynes via C(sp³)-H alkylation of terminal alkenes. *Angew. Chem., Int. Ed.* **2021**, *60* (11), 5693–5698. (f) Sun, M.; Liu, M.; Li, C. Rhodium-catalyzed chemodivergent regio- and enantioselective allylic alkylation of indoles. *Chem. - Eur. J.* **2021**, *27* (10), 3457–3462.
- (17) Rawe, B. W.; Scott, M. R.; Brown, C. M.; MacKenzie, H. K.; Gates, D. P. Poly(*p*-phenylenediethynylene phosphine)s and related π -conjugated phosphine-diyne polymers: synthesis, characterization and photophysical Properties. *Macromolecules* **2017**, *50*, 8916–8927.
- (18) Peng, L.; Xu, F.; Suzuma, Y.; Orita, A.; Otera, J. One-pot transformation of Ph₂P(O)-protected ethynes: deprotection followed by transition metal-catalyzed coupling. *J. Org. Chem.* **2013**, *78* (24), 12802–12808.
- (19) (a) Doherty, S.; Knight, J. G.; Perry, D. O.; Ward, N. A. B.; Bittner, D. M.; McFarlane, W.; Wills, C.; Probert, M. R. Triaryl-like MONO-, BIS-, and TRISKITPHOS phosphines: synthesis, solution NMR studies, and a comparison in gold-catalyzed carbon-heteroatom bond forming 5-exo-dig and 6-endo-dig cyclizations. *Organometallics* **2016**, *35*, 1265–1278. (b) Slowinski, F.; Aubert, C.; Malacria, M. J. Diastereoselective cobalt-mediated [2 + 2+2] cycloadditions of substituted linear enediynes phosphine oxides: scope and limitations. *J. Org. Chem.* **2003**, *68*, 378–386.
- (20) Melen, R. L.; Stephan, D. W. Cycloaddition reactions between dicyclohexylboron azide and alkynes. *Dalton Trans.* **2013**, *42*, 4795–4798.
- (21) (a) Zhang, Y.; Hu, G.; Ma, D.; Xu, P.; Gao, Y.; Zhao, Y. TBAI-catalyzed oxidative C–H functionalization: a new route to benzo[*b*]phosphole oxides. *Chem. Commun.* **2016**, *52*, 2815–2818. (b) Ma, D.; Pan, J.; Yin, L.; Xu, P.; Gao, Y.; Yin, Y.; Zhao, Y. Copper-catalyzed direct oxidative C–H functionalization of unactivated cycloalkanes into cycloalkyl benzo[*b*]phosphole oxides. *Org. Lett.* **2018**, *20*, 3455–3459. (c) Liu, L.; Dong, J.; Yan, Y.; Yin, S.-F.; Han, L.-B.; Zhou, Y. Photoredox-catalyzed decarboxylative alkylation/cyclization of alkynylphosphine oxides: a metal- and oxidant-free method for accessing benzo[*b*]phosphole oxides. *Chem. Commun.* **2019**, *55*, 233–236.
- (22) (a) Métivier, R.; Amengual, R.; Leray, I.; Michelet, V.; Genêt, J.-P. Novel fluorophores: efficient synthesis and photophysical properties. *Org. Lett.* **2004**, *6* (5), 739–742. (b) Häussler, M.; Zheng, R.; Lam, J. W. Y.; Tong, H.; Dong, H.; Tang, B. Z. Hyperbranched polyynes: syntheses, photoluminescence, light refraction, thermal curing, metal complexation, pyrolytic ceramization, and soft magnetization. *J. Phys. Chem. B* **2004**, *108*, 10645–10650. (c) Ha-Thi, M.-H.; Souchon, V.; Hamdi, A.; Métivier, R.; Alain, V.

- Nakatani, K.; Lacroix, P. G.; Genêt, J.-P.; Michelet, V.; Leray, I. Synthesis of novel rod-shaped and star-shaped fluorescent phosphane oxides-nonlinear optical properties and photophysical properties. *Chem. - Eur. J.* **2006**, *12*, 9056–9065. (d) Samb, I.; Bell, J.; Toullec, P. Y.; Michelet, V.; Leray, I. Fluorescent phosphane selenide as efficient mercury chemodosimeter. *Org. Lett.* **2011**, *13* (5), 1182–1185.
- (23) Qiao, S.; Huang, W.; Du, Z.; Chen, X.; Shieh, F.-K.; Yang, R. Phosphine oxide-based conjugated microporous polymers with excellent CO₂ capture properties. *New J. Chem.* **2015**, *39*, 136–141.
- (24) Biagiotti, G.; Langé, V.; Ligi, C.; Caporali, S.; Muniz-Miranda, M.; Flis, A.; Pietrusiewicz, K. M.; Ghini, G.; Brandi, A.; Cicchi, S. Nanostructured carbon materials decorated with organophosphorus moieties: synthesis and application. *Beilstein J. Nanotechnol.* **2017**, *8*, 485–493.
- (25) (a) Smith, C. D.; Baxendale, I. R.; Tranmer, G. K.; Baumann, M.; Smith, S. C.; Lewthwaite, R. A.; Ley, S. V. Tagged phosphine reagents to assist reaction work-up by phase-switched scavenging using a modular flow reactor. *Org. Biomol. Chem.* **2007**, *5*, 1562–1568. (b) Maugeri, L.; Lebl, T.; Cordes, D. B.; Slawin, A. M. Z.; Philp, D. Cooperative binding in a phosphine oxide-based halogen bonded dimer drives supramolecular oligomerization. *J. Org. Chem.* **2017**, *82*, 1986–1995.
- (26) (a) Winter, W. Photochemische cyclisierung von *o,o'*-bis(phenyläthynyl)-triphenylphosphin zum phosphindol-system. *Tetrahedron Lett.* **1975**, *16*, 3913–3914. (b) Butters, T.; Winter, W. Synthese von Triphenylphosphan-en-inen und Phosphindolen sowie Röntgenstrukturanalyse von zwei Phosphindolen. *Chem. Ber.* **1984**, *117*, 990–1002. (c) Tsuji, H.; Sato, K.; Iliés, L.; Itoh, Y.; Sato, Y.; Nakamura, E. Modular synthesis of benzo[b]phosphole derivatives via BuLi-mediated cyclization of (*o*-alkynylphenyl)phosphine. *Org. Lett.* **2008**, *10* (11), 2263–2265. (d) Sanji, T.; Shiraishi, K.; Kashiwabara, T.; Tanaka, M. Base-mediated cyclization reaction of 2-alkynylphenylphosphine oxides: synthesis and photophysical properties of benzo[b]phosphole oxides. *Org. Lett.* **2008**, *10* (13), 2689–2692. (e) Xu, Y.; Wang, Z.; Gan, Z.; Xi, Q.; Duan, Z.; Mathey, F. Versatile synthesis of phospholides from open-chain precursors. Application to annelated pyrrole- and silole-phosphole rings. *Org. Lett.* **2015**, *17* (7), 1732–1734. (f) Zhao, X.; Gan, Z.; Hu, C.; Duan, Z.; Mathey, F. Planar polycyclic oxaphosphoranes incorporating a benzophosphole unit. *Org. Lett.* **2017**, *19*, 5814–5817.
- (27) (a) Winter, W. 2,2''-Bis(diphenylphosphino)-2',3,5',6'-tetraphenylpterphenyl als Aren-Chelat-Ligand für Rhodium(1). *Angew. Chem.* **1976**, *88*, 260. (b) Vedejs, E.; Steck, P. L. Unusual oxaphosphoranes by acyl transfer from *o*-acetoxy-*o'*-diphenylphosphanyltolane. *Angew. Chem., Int. Ed.* **1999**, *38* (18), 2788–2791. (c) Song, Y.; Wang, L.; Duan, Z.; Mathey, F. Divergent intramolecular reactions between phosphines and alkynes. *Chin. Chem. Lett.* **2020**, *31* (2), 329–332.
- (28) (a) Belmonte Sánchez, E.; Iglesias, M. J.; El Hajjoui, H.; Rocas, L.; García-Granda, S.; Villuendas, P.; Urriolabeitia, E. P.; Ortiz, L. F. Cycloaurated phosphinothioic amide complex as a precursor of gold(I) nanoparticles: efficient catalysts for A³ synthesis of propargylamines under solvent-free conditions. *Organometallics* **2017**, *36* (10), 1962–1973. (b) Mahamulkar, S. G.; Cisarová, I.; Jahn, U. New phosphine ligand architectures lead to efficient gold catalysts for cycloisomerization reactions at very low loading. *Adv. Synth. Catal.* **2018**, *360* (21), 4215–4224.
- (29) Hu, W.; Li, E.-Q.; Duan, Z.; Mathey, F. Concise synthesis of phospholene and its P-stereogenic derivatives. *J. Org. Chem.* **2020**, *85*, 14772–14778.
- (30) Doherty, S.; Knight, J. G.; Smyth, C. H.; Harrington, R. W.; Clegg, W. Rhodium-catalyzed double [2 + 2+2] cycloaddition of 1,4-bis(diphenylphosphino)buta-1,3-diyne with tethered diynes: A modular, highly versatile single-pot synthesis of NU-BIPHEP biaryl diphosphines. *Org. Lett.* **2007**, *9* (23), 4925–4928.
- (31) (a) Peng, A.-Y.; Zhang, X.-Y.; Ding, Y.-X. A convenient and applicable route to synthesize 2-(1-alkynyl)phenylphosphonates. *Heteroat. Chem.* **2005**, *16* (6), 529–534. (b) Peng, A.-Y.; Ding, Y.-X. Synthesis of phosphaisocoumarins via iodocyclization. *Org. Lett.* **2004**, *6* (7), 1119–1121. (c) Peng, A.-Y.; Ding, Y.-X. The synthesis of phosphaisocoumarins by Cu(I)-catalyzed intramolecular cyclization of *o*-ethynylphenylphosphonic acid monoesters. *J. Am. Chem. Soc.* **2003**, *125*, 15006–15007. (d) Peng, A.-Y.; Ding, Y.-X. Synthesis of 4-halophosphaisocoumarins via halocyclization of 2-(1-alkynyl)phenylphosphonates. *Tetrahedron* **2005**, *61*, 10303–10308.
- (32) Xiao, Z.; Peng, A.-Y. Palladium(II) acetate catalyzed cyclization–coupling of (*o*-ethynylphenyl)phosphonic acid monoesters with allyl halides. *Synthesis* **2019**, *51* (18), 3499–3505.
- (33) Sheldrick, G. A short history of SHELX. *Acta Crystallogr., Sect. A: Found. Crystallogr.* **2008**, *64*, 112–122.
- (34) Farrugia, L. WinGX and ORTEP for Windows: an update. *J. Appl. Crystallogr.* **2012**, *45*, 849–854.
- (35) Stankevič, M.; Włodarczyk, A. Efficient copper(I)-catalyzed coupling of secondary phosphine oxides with aryl halides. *Tetrahedron* **2013**, *69* (1), 73–81.
- (36) Azevedo, C. M. G.; Afonso, C. M. M.; Soares, J. X.; Reis, S.; Sousa, D.; Lima, R. T.; Vasconcelos, M. H.; Pedro, M.; Barbosa, J.; Gales, L.; Pinto, M. M. M. Pyranoxanthenes: Synthesis, growth inhibitory activity on human tumor cell lines and determination of their lipophilicity in two membrane models. *Eur. J. Med. Chem.* **2013**, *69*, 798–816.
- (37) Masurier, N.; Estour, F.; Froment, M.-T.; Lefevre, B.; Debouzy, J.-C.; Brasme, B.; Masson, P.; Lafont, O. Synthesis of 2-substituted β-cyclodextrin derivatives with a hydrolytic activity against the organophosphorylester paraoxon. *Eur. J. Med. Chem.* **2005**, *40* (7), 615–623.
- (38) Kawai, J.; Chikkade, K. P.; Shimizu, Y.; Kanai, M. In situ catalytic generation of allylcopper species for asymmetric allylation: Toward 1H-isochromene skeletons. *Angew. Chem., Int. Ed.* **2013**, *52* (28), 7177–7180.
- (39) Mülbaier, M.; Giannis, A. First synthesis and oxidative properties of polymer-supported IBX. *ARKIVOC* **2003**, *2003*, 228–236.
- (40) Nakazaki, A.; Mori, A.; Kobayashi, S.; Nishikawa, T. A Divergent approach to the diastereoselective synthesis of 3,3-disubstituted oxindoles from atropisomeric *N*-aryl oxindole derivatives. *Chem. - Asian J.* **2016**, *11* (22), 3267–3274.
- (41) Gavara, L.; Petit, C.; Montchamp, J.-L. DBU-promoted alkylation of alkyl phosphinates and H-phosphonates. *Tetrahedron Lett.* **2012**, *53*, 5000–5003.