

Specific cutting resistance while sawing of wood – the size effect

K. A. ORLOWSKI¹, T. OCHRYMIUK², A. ATKINS³

¹Gdansk University of Technology, Faculty of Mechanical Engineering, Department of Manufacturing Engineering and Automation, Narutowicza 11/12, 80-233 Gdansk, Poland

²The Szwalski Institute of Fluid-Flow Machinery, Polish Academy of Sciences, Department of Transonic Flows and Numerical Methods, Fiszerza 14, 80-952 Gdansk, Poland

³University of Reading, School of Construction Management and Engineering, Whiteknights, PO Box 217, Reading, Berkshire, RG6 6AH, United Kingdom

Abstract: *Specific cutting resistance while sawing of wood – the size effect.* In this paper results of analyses of cutting resistance changes for the cutting models being derived from modern fracture mechanics, which include work of separation in addition to plasticity and friction are presented. Those analyses are conducted for the sawing process on the sash gang saw PRW15M of ash and thermally modified ash. The applied approach allowed us to explain the increase phenomenon of the specific cutting resistance for small depths of cut as a ‘size effect’.

Keywords: wood sawing, specific cutting resistance, size effect

INTRODUCTION

Energetic effects (cutting forces and cutting power) of wood sawing process are generally calculated on the basis of the specific cutting resistance k_c (cutting force per unit area of cut [1 Fischer, 2 Scholz et al.], which is in the case of wood cutting the function of the following factors: wood species, cutting direction angle (cutting edge position in relation to wood grains), moisture content, wood temperature, tooth geometry, tooth dullness, chip thickness and some others which are less important [3 Agapov, 4 Orlicz]. It is well known that the value of cutting pressure depends heavily on the thickness of the cut (uncut chip thickness) [5 Atkins], which in the case of sawing equivalent is the mean value of feed per tooth \bar{f}_z [6 Ettelt and Gittel, 4 Orlicz, 7 Orlowski and Grzeskiewicz]. The variability of cutting pressure in a function of the mean uncut chip thickness ought to be taken into account in computations for small values of the cut for sash gang saws and bandsaws, and of course in modelling of circular sawing processes, milling or planing, in which variation arises from the process kinematics. Scholz et al. (2009) reported that there are a few mathematical approaches so far known that try to take into account, in more or less simplified way, the effect of specific cutting resistance changes vs. uncut chip thickness. However, neither of those theories explains the causes of that anomalous behaviour.

On the other hand, cutting forces (power) could be considered from a point of view of modern fracture mechanics [5 Atkins]. In this paper, on the basis of “the size effect” [5 Atkins] that is observed also in wood sawing for small depths of cut [7 Orlowski and Grzeskiewicz] is going to be presented.

Nomenclature

f_z – feed per tooth, m
 k_c – specific cutting resistance (cutting force per unit area of cut), MPa
 w – the width of orthogonal cut equal to S_r (overall set, kerf), m
 F_{cw} – cutting force per one tooth during the working stroke, N
 R – specific work of surface separation/formation (fracture toughness), Jm⁻²
 St – overall set, theoretical kerf, m
 β_μ – friction angle given by $\tan^{-1}\mu = \beta_\mu$, rad
 γ – the shear strain along the shear plane
 γ_f – rake angle, rad

μ – friction coefficient
 τ_y – the shear yield stress, Pa
 Θ_{shear} – the friction correction
 Φ_c - shear angle, rad or deg

THEORETICAL BACKGROUND

On the assumption that every saw tooth of the plain shape is symmetrical and sharp, and may have contact with the kerf bottom only during the working stroke of the saw frame, and moreover, the feed per tooth has a uniform distribution in this stroke, the mean cutting force in the working stroke is \bar{F}_{cw} for a single tooth of one saw blade. According to the cutting model [5 Atkins, 8 Orłowski and Atkins] is given by:

$$\bar{F}_{cw} = \left[\frac{\tau_y S_t \gamma}{Q_{shear}} f_z + \frac{R S_t}{Q_{shear}} \right] \quad (1)$$

where Q_{shear} is the friction correction:

$$Q_{shear} = [1 - (\sin \beta_\mu \sin \Phi_c / \cos(\beta_\mu - \gamma_f) \cos(\Phi_c - \gamma_f))] \quad (2)$$

If the Atkins's model [5, 2009] Eq. (1), which includes fracture toughness R , is recast into specific cutting resistance k_c relationship, we obtain:

$$k_c = \frac{\bar{F}_{cw}}{S_t \cdot f_z} = \frac{1}{Q_{shear}} \left(\tau_y \cdot \gamma + \frac{R}{f_z} \right) \quad (3)$$

At small depths of cut the so-called 'size effect' in metal cutting occurs [5 Atkins]. The presence of 'size effect' is also visible in case of sawing, where at small values of f_z decreasing, an increase of k_c occurs [8 Orłowski and Grzeskiewicz]. Thanks to application of the cutting force model, which bases on the modern fracture mechanics, it is now clear that with the $\frac{R}{f_z}$ term on the right hand side the specific cutting resistance must increase at small f_z . Furthermore at small values of f_z , Φ_c decreases and γ increases [5 Atkins]. Changes in Φ_c and γ vs. f_z will be presented in the next subsection.

THE CASE STUDY

In figure 1 plots of cutting power per one saw and specific cutting resistance k_c in a function of feed per tooth f_z during sawing on the frame sawing machine PRW15M with narrow kerf saw blades (overall set $S_t = 2$ mm) of ash and thermally modified ash samples are presented [8 Orłowski and Grzeskiewicz].

It has been found out that the thermal modification of ash wood causes a decrease of the specific cutting resistance in comparison to unmodified one. Furthermore for both kind of samples an increase at small f_z has been observed [8 Orłowski and Grzeskiewicz]. Orłowski and Grzeskiewicz [8, 2009] have not explained what was the reason of that phenomenon, however, following the a discussion in the previous subsection, it can be said that what is observed is a pure example of the 'size effect'.

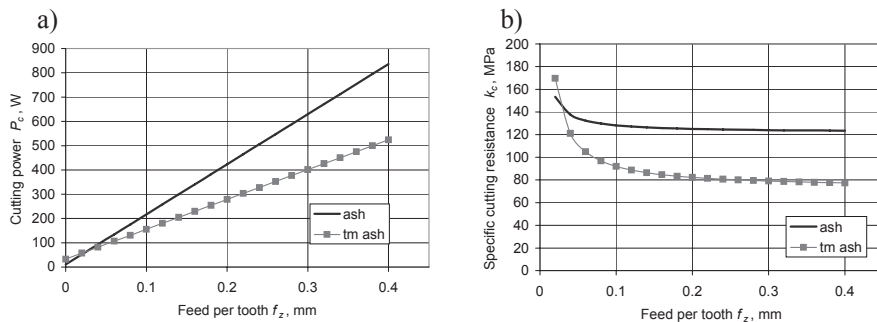


Fig. 1. Cutting power per one saw (a) and specific cutting resistance (b) in a function of feed per tooth during sawing on the frame sawing machine PRW15-M with narrow kerf saw blades (overall set $S_f = 2$ mm) of ash and thermally modified (tm) ash samples [8 Orlowski and Grzeskiewicz]

On the basis of the experimental data shown in fig. 1a, with the fracture mechanics applied (methodology described by Orlowski and Atkins (2007)), the following material data was calculated for dry ash: fracture toughness is equal to $R = 354 \text{ J m}^{-2}$ and shear yield strength is equal to $\tau_\gamma = 33220 \text{ kPa}$; and for thermally modified ash $R = 1090 \text{ J m}^{-2}$ and $\tau_\gamma = 19350 \text{ kPa}$. These values were used for numerical determination of shear angle Φ_c , with the method proposed by Atkins [9, 2003] (fig. 2a), and the shear strain along the shear plane γ (fig. 2b). For lower values of feed per tooth the second term of Eq. (3) plays an increasing role, however, for larger values of feed per tooth its significance rapidly decreases and the main resistance comes from the first term (fig. 3a, b).

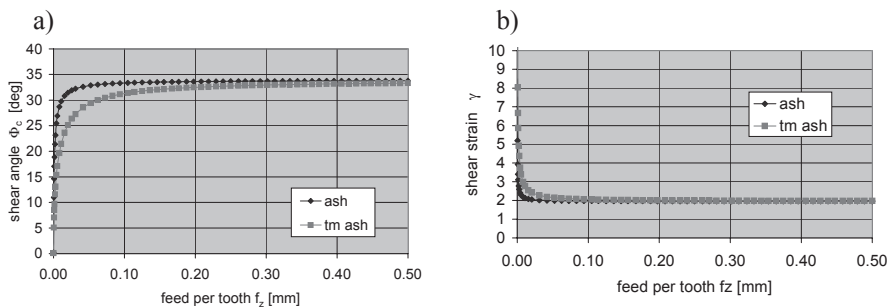


Fig. 2. Comparison of predictions of cutting models that include work of separation in addition to plasticity and friction in the case of sawing dry ash and thermally modified ash on the sash gang saw PRW15M (a) shear plane angle Φ_c vs. f_z , (b) primary shear strain γ vs. f_z

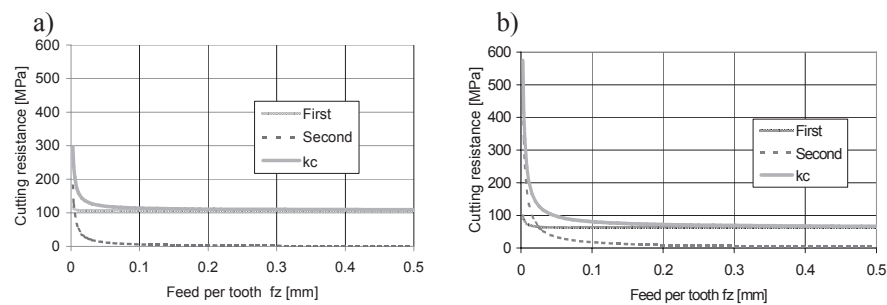


Fig. 3. Cutting resistance in the case of sawing dry ash (a) and thermally modified ash (b) on the sash gang saw PRW15M vs. f_z with its distribution on terms of the Eq. (3), where: First – plot of the first term, Second – plot of the second term, kc – cutting resistance

CONCLUSIONS

Analyses of changes in cutting resistance predicted by the cutting models derived from modern fracture mechanics, which include work of separation in addition to plasticity and friction, allowed us to explain the reasons for the increase in cutting pressure for small values of feed per tooth. At small depths of cut the so-called 'size effect' in wood sawing occurs which is accompanied with the simultaneous changes of shear plane angle and primary shear strain.

REFERENCES

1. R. FISCHER, Micro processes at cutting edge – some basics of machining wood. In: Proceedings of the 2nd International Symposium on Wood Machining, Vienna, Austria, 2004, pp. 191–202.
2. F. SCHOLZ, R. DUSS, R. HASSLINGER, J. RATNASINGAM, Integrated model for the prediction of cutting forces. In: Proc. of 19th International Wood Machining Seminar. Handong Zhou, Nanfeng Zhu, Tao Ding (editors), October 21–23, Nanjing, China, Nanjing Forestry University, Nanjing, 2009, 183–190.
3. A.I. AGAPOV, Dinamika processa pilenija drevesiny na lesopil'nyh ramach. (In Russian: Dynamics of wood sawing on frame sawing machines). Kirovskij Politechničeskij Institut, Izdanije GGU, Gor'kij, 1983.
4. T. ORLICZ, Obróbka drewna narzędziami tnącymi. Skrypty SGGW-AR w Warszawie, Wydawnictwo SGGW-AR, Warszawa, 1988.
5. A.G. ATKINS, The science and engineering of cutting. The mechanics and process of separating, scratching and puncturing biomaterials, metals and non-metals, Butterworth-Heinemann is an imprint of Elsevier, Oxford, 2009, 413 p.
6. B. ETTTEL, H.J. GITTEL, Sägen, Fräsen, Hobeln, Bohren. Die Spannung von Holz und ihre Werkzeuge. DRW-VerlagWeinbrenner GmbH & Co.KG, 2004.
7. K. ORLOWSKI, M. GRZESKIEWICZ, The effect of heat treatment of hardwood on the specific cutting resistance. Annals of Warsaw University of Life Sciences - SGGW. Forestry and Wood Technology. - 2009, No 69, 147-151.
8. K.A. ORLOWSKI, A. ATKINS, Determination of the cutting power of the sawing process using both preliminary sawing data and modern fracture mechanics. In: Proceedings of the Third International Symposium on Wood Machining. Fracture Mechanics and Micromechanics of Wood and Wood Composites with regard to Wood Machining, 21–23 May, Lausanne, Switzerland. Eds. Navi, P., Guidoum, A. Presses Polytechniques et Universitaires Romandes, Lausanne, 2007, 171–174.
9. A.G. ATKINS, Modelling metal cutting using modern ductile fracture mechanics: quantitative explanations for some longstanding problems. International Journal of Mechanical Sciences, **45**(2003):373–396.



Streszczenie: *Właściwy opór skrawania podczas przecinania drewna – efekt skali.* W artykule przedstawiono wyniki analiz zmian właściwego oporu skrawania, przy zastosowaniu współczesnej mechaniki pęknięcia z uwzględnieniem wiązkości. Analizy wykonano dla procesu przecinania drewna na pilarsce ramowej PRW15M drewna jesionu i jesionu modyfikowanego termicznie. Zastosowane podejście pozwala na wyjaśnienie zjawiska wzrostu właściwego powierzchniowego oporu skrawania dla niewielkich grubości warstwy skrawanej jako efektu skali, a nie zmian właściwości materiału obrabianego.

Corresponding author:

Gdansk University of Technology, Faculty of Mechanical Engineering, Department of Manufacturing Engineering and Automation, Narutowicza 11/12, 80-233 Gdansk, Poland

E-mail address: korlowsk@pg.gda.pl (Kazimierz Orłowski)