



Volume 113

2021

p-ISSN: 0209-3324

e-ISSN: 2450-1549

DOI: <https://doi.org/10.20858/sjsutst.2021.113.13>



Journal homepage: <http://sjsutst.polsl.pl>

Article citation information:

Sakno, O., Medvediev, I., Kolesnikova, T. Study on the relationship between vehicle maintenance and fuel consumption. *Scientific Journal of Silesian University of Technology. Series Transport*. 2021, **113**, 163-172. ISSN: 0209-3324.

DOI: <https://doi.org/10.20858/sjsutst.2021.113.13>.

Olha SAKNO¹, Ievgen MEDVEDIEV², Tatiana KOLESNIKOVA³

STUDY ON THE RELATIONSHIP BETWEEN VEHICLE MAINTENANCE AND FUEL CONSUMPTION

Summary. A contemporary road vehicle (RV) is a rather complex system, consisting of a large number of subsystems, assemblies, units, and elements (parts). While operating, an RV interacts with the environment, and its elements interact with each other. Consequently, the properties (parameters) of these elements change in the process - hardness, roughness, size, relative position, gapping, etc. A partial solution to the presented problems can be the search for a technique for assessing the RV technical condition by a generalised criterion, which is quite sensitive to changes in the technical state. One of these criteria may be fuel consumption in litres per 100 kilometres. This paper investigates the possibilities of using the fuel consumption indicator as a criterion for assessing the technical condition of the vehicle and the vehicle maintenance and repair technologies have been generalised to obtain a given technical solution. Thus, the possibility of using the fuel consumption indicator as a criterion for assessing the technical condition

¹ Department of Vehicle Operation and Maintenance, Prydniprov'ska State Academy of Civil Engineering and Architecture, 24A Chernyshevsky Street, Dnipro, 49600, Ukraine. Email: sakno-olga@ukr.net.
ORCID: 0000-0003-4672-6651

² Department of Logistics Management and Traffic Safety in Transport, Volodymyr Dahl East Ukrainian National University, 59-a Ave. Central, Sievierodonetsk, 93406, Ukraine. Email: medvedev.ep@gmail.com.
ORCID: 0000-0001-8566-9624

³ Department of Vehicle Operation and Maintenance, Prydniprov'ska State Academy of Civil Engineering and Architecture, 24A Chernyshevsky Street, Dnipro, 49600, Ukraine. Email: tnk1403@ukr.net.
ORCID: 0000-0002-8568-4688

of the vehicles was explored using the Volkswagen Touran 1.9 TDI operating in urban conditions using a driving cycle. A clear correlation between the fuel consumption and the service lifetime of the vehicle has been established; therefore, it depends on the frequency and quality of the maintenance and repair (MR). The vehicle MR technology has been generalised to obtain a specified technical solution. The process of creating an RV MR Technology model is implemented based on an iterative approach (repetition) with the possibility to specify their features.

Keywords: driving cycle, vehicle maintenance, technical condition, fuel consumption, technology, iterative approach

1. INTRODUCTION

While operating, the vehicle interacts with the environment, and its elements interact with each other. This interaction causes the load of parts, their mutual displacements, friction, heating, chemical transformations [1].

Resultantly, the properties (parameters) of these elements - hardness, roughness, size, mutual arrangement, gapping, etc., are changed during the work.

According to the European DRIVE Project [2], which was carried out to identify the real operating conditions of vehicles, short trips (urban travel), low warming-up temperatures of the friction parts, acceleration, and generally, urban traffic conditions have been found to result in a significant increase in fuel consumption. The obtained data provided very precise information on the actual use of the vehicle that provided a broad overview of the normal average European driving [2]. Thus, while idling, especially in urban areas, the greenhouse gases (CO₂, CH₄, and N₂O) emissions make ~37 tonnes of CO₂ eq/day [3].

The efficiency, functionality and performance of a vehicle in use should be investigated with the simplified driving cycle (DC) and the New European Driving Cycle (NEDC) [4]. When considering, for example, the movement of a vehicle on two-lane highways, special attention should be paid to speed, both in terms of safety [5] and the economy of operation of the engine.

A partial solution to the problems presented can be found by finding a method for estimating the technical state of the RV according to a generalised criterion, which is sufficiently sensitive to changes in the technical state. One such criterion could be fuel consumption in litres per 100 kilometres [6]. Different diesel fuel mixtures showed significant differences in combustion efficiency, and hence, in engine performance [7-9].

This research based on the method of comparative analyses of the coolant temperature, gasoline fuel consumption and exhaust emissions including total hydrocarbon (THC), carbon monoxide (CO) and nitrogen oxide (NO_x) [10] enabled fuller assessing of the vehicle effective working conditions.

Thus, the feasibility of using the fuel consumption indicator as a criterion for assessing the technical condition of the vehicles is relevant.

Therefore, this article aims to investigate the possibilities of using the fuel consumption indicator as a criterion for assessing the vehicle technical condition and to generalise the vehicle maintenance and repair technology and obtain a given technical solution.



2. ESTABLISHING THE RELATIONSHIP BETWEEN THE VEHICLE TECHNICAL CONDITION AND FUEL CONSUMPTION

Vehicle operation is its intended use. The operating conditions of vehicles are random in nature and have probabilistic characteristics of road conditions, speed of movement, the weight of the transported cargo, mode of movement. Even with the elimination of the action of random factors, the dispersion of the values of the operating time of different cars of the same sample is noticeable.

In the course of the vehicle operation, their components and aggregates are constantly exposed to a wide range of factors that affect their technical condition in different ways.

The factors affecting the change in the technical state can be divided into groups: design and production, which determine the initial quality of the RV, and operational factors, which determine the change in the technical state during operation.

Operating factors depend on road, transport and climatic conditions. They mostly affect the vehicle technical condition. Road conditions are characterised by the type, state and strength of the pavement, the longitudinal profile of the road, the mode of movement, visibility, etc. [11-14]. Climatic conditions in different periods of the year are determined by air temperature and humidity, atmospheric pressure, precipitation, wind strength and direction, snow cover, etc.

Operating conditions significantly influence the operating modes, loads and reliability of the RV, and thus, the maintenance and repair needs, and changing technical specifications. For example, experimental studies were carried out to diagnose the control of wheeled vehicles with different operating times. It was established that when running up to 6000 hours, the diagnostic parameter can be reduced to 15% [15].

The Volkswagen Touran official debut took place at the motorcycle show in Amsterdam in February 2003. The vehicle received a modern look, made in the style of the latest VW cars.

The Volkswagen Touran is based on a Golf V model. The vehicle uses a new rear axle with four suspension wheel levers and an electromechanical steering wheel booster.

The large protection system includes seat belts on all 7 seats, ABS, ESP (Electronic Stabilisation Program), BAS (Brake Assist System), 6 airbags (front and side for the driver, front and rear passengers). Disc brakes on all wheels (front - with internal ventilation). All of the above assumes a high level of active safety.

2.1. Statement of research objectives

The purpose of the experimental study is to establish the relationship between the technical condition and fuel consumption of Volkswagen Touran 1.9 TDI vehicles under certain operating conditions.

To achieve this goal, the following tasks were solved:

1. Define the route parameters of the vehicle.
2. Collect and process statistical data on the dynamics of changes in weather conditions throughout the year.

Experimental data included:

1. Determination of the parameters of the routes of the city of Dnipro using the urban driving cycle.
2. Collecting and processing the statistical data on the dynamics of changes in atmospheric pressure and ambient temperature in the city of Dnipro in the period from 1.01.2019 to 31.10.2019.



The objects of experimental research were Volkswagen Touran 1.9 TDI vehicles (Figure 1), produced in 2003-2012, with a serial in-line diesel 4-cylinder engine, with a liquid cooling system and manual transmission 6.



Fig. 1. General view of the Volkswagen Touran 1.9 TDI

2.2. Research results

Figures 2 and 3 show the velocity profile, the track and the topography dynamics during the operation. Vehicle operation was done in the city.

During the experimental study, the data on the ambient temperature and the value of atmospheric pressure in the city of Dnipro were collected.

The graph of temperature changes with averaged values for the research period is shown in Figure 4. As observed from the graphs, the ambient temperature changes according to a sinus-like law, and the value of atmospheric pressure has a uniform distribution throughout the year and is at the level of 99.3 kPa.

General temperature range: $-1 \dots +28^{\circ}\text{C}$.

The research results are shown in Figure 5.

Table 1 shows the polynomial dependences of fuel consumption on ambient temperature during operation.

Table 1

Polynomial dependences of fuel consumption on ambient temperature during operation

Equation	Approximation Accuracy	Q_{s0} °C	$\frac{c}{Q_{s0}}$
$Q_s(t) = 0,0114 \cdot t^2 - 0,2744 \cdot t + 7,54$	0,9107	5,34	1,41

Where:

$Q_s(t)$ – fuel consumption depending on the ambient temperature, l/100 km;

t – ambient temperature, degrees Celsius;

Q_{s0} – fuel consumption in the first month of operation, l/100 km.



The first stage of the investigation on the influence of technical conditions on fuel consumption confirmed the general hypothesis that under the same operating conditions, the new vehicles consume less fuel than the used vehicles. To do this, we compared the fuel consumption on the route monthly. The results are shown in Figure 6.



Fig. 2. Dependence of the speed of movement and road travelled on the timing

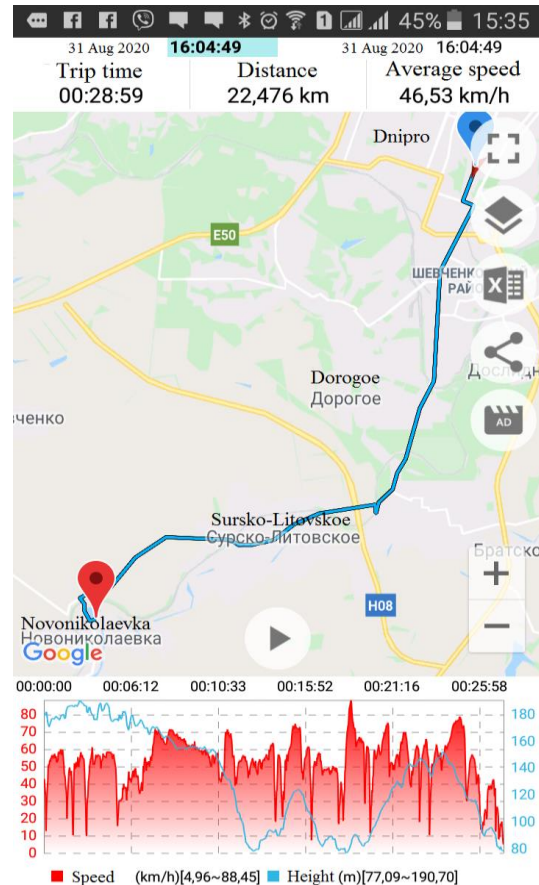


Fig. 3. Dynamics of changes in the topography of movement and vehicle speed

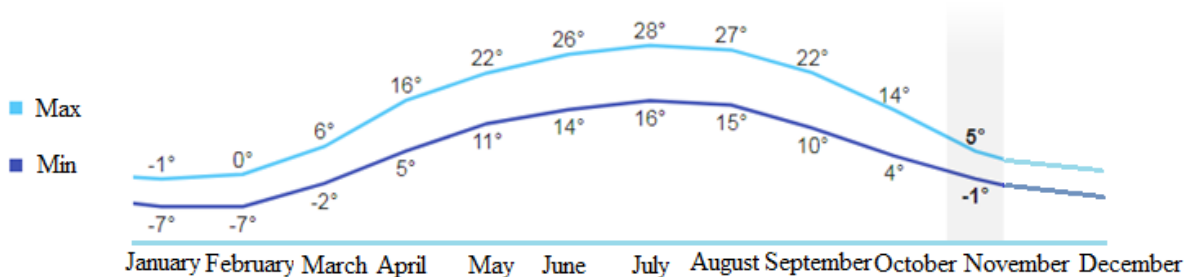


Fig. 4. Graph of changes in the ambient temperature for the research period at Dnipro in 2020 (degrees Celsius)

As seen in Figure 6, there is a clear dependence of the fuel consumption on the service life of the vehicle, which means it depends on its frequency and the quality of MR.

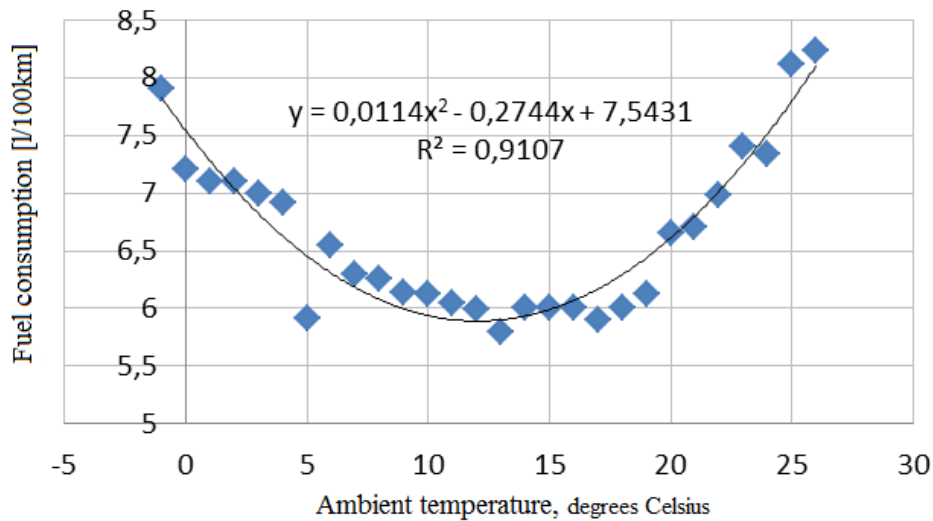


Fig. 5. Fuel consumption dependence on ambient temperature

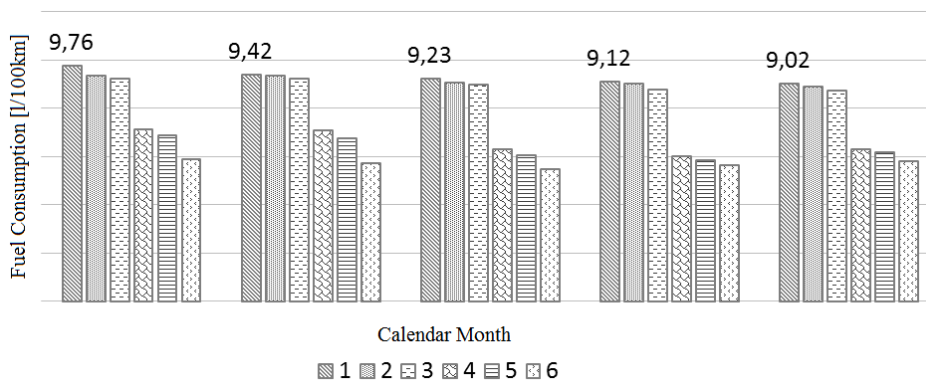


Fig. 6. Fuel consumption (l/100 km) of the vehicles from the research groups for 5 months

3. GENERALISING THE METHODOLOGIES FOR THE TECHNOLOGY OF THE VEHICLES MAINTENANCE AND REPAIR

Thus, it is possible to generalise the technology of maintenance and repair and obtain a given technical solution [16-19]. Figure 7 provides a chart for the technology system design, obtaining a given technical solution. The choice of a given technical solution can be carried out based on the corresponding system of the hierarchical level of simulation, which must be worked out based on an iterative sequence. Before starting the simulation process, it is necessary to set the initial conditions and restrictions on the performance of works on vehicles maintenance and repair, determine the modelling principle, consider the features of simulation, that is, the stage of modelling, the level of complexity, technical progress and the image of the system. These stages and levels in the systems synthesis process should be implemented based on an iterative approach. The entire simulation process should be performed only based on the limiting criterion of reliability and efficiency of operation during the RV maintenance and repair.

When modelling the RV maintenance and repair technology, it should be noted that modelling processes can be performed at all stages of the integrated maintenance and repair technology (Figure 8), namely 1, 2, 3, ..., n_i . At the same time, the process of creating a model should be implemented based on an iterative approach (iteratio - repetition) with the possibility of specifying their features. These features also need to be clarified at all stages of the simulation (Figure 8b).

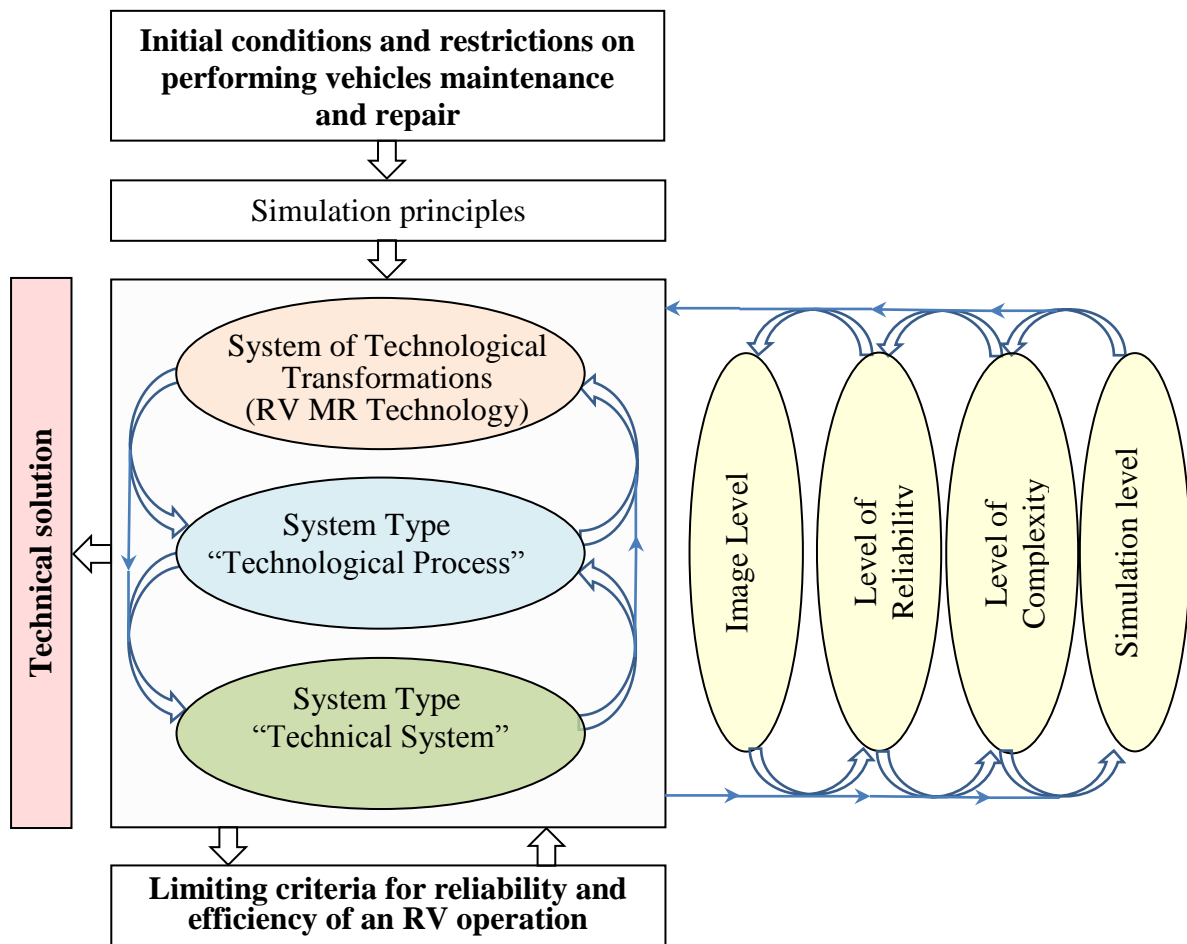


Fig. 7. The technology system simulation chart of the vehicle maintenance and repair system and obtaining a given level of technical solution

The iterative direction of the RV MR Technology simulation (Figure 8b) is considered at all levels of complexity. The complexity levels of a system may have the following types: elementary function, level subfunction $n-2$, level subfunction $n-1$, high level function n . In this case, the simulation process, as an iterative one, can be carried out with a gradual complication of the function. According to the level of technical condition (reliability level) (Figure 8d), simulating the RV maintenance and repair technologies should also be performed taking into account an iterative approach, which is performed in the following sequence: durability, reliability, maintainability, ..., function with two conditions, function with one condition, function without conditions. By the level of the image (Figure 8e), the simulation process can be carried out at the following levels: graph, chart, structure, model, and list of RV maintenance and repair works, RV design.

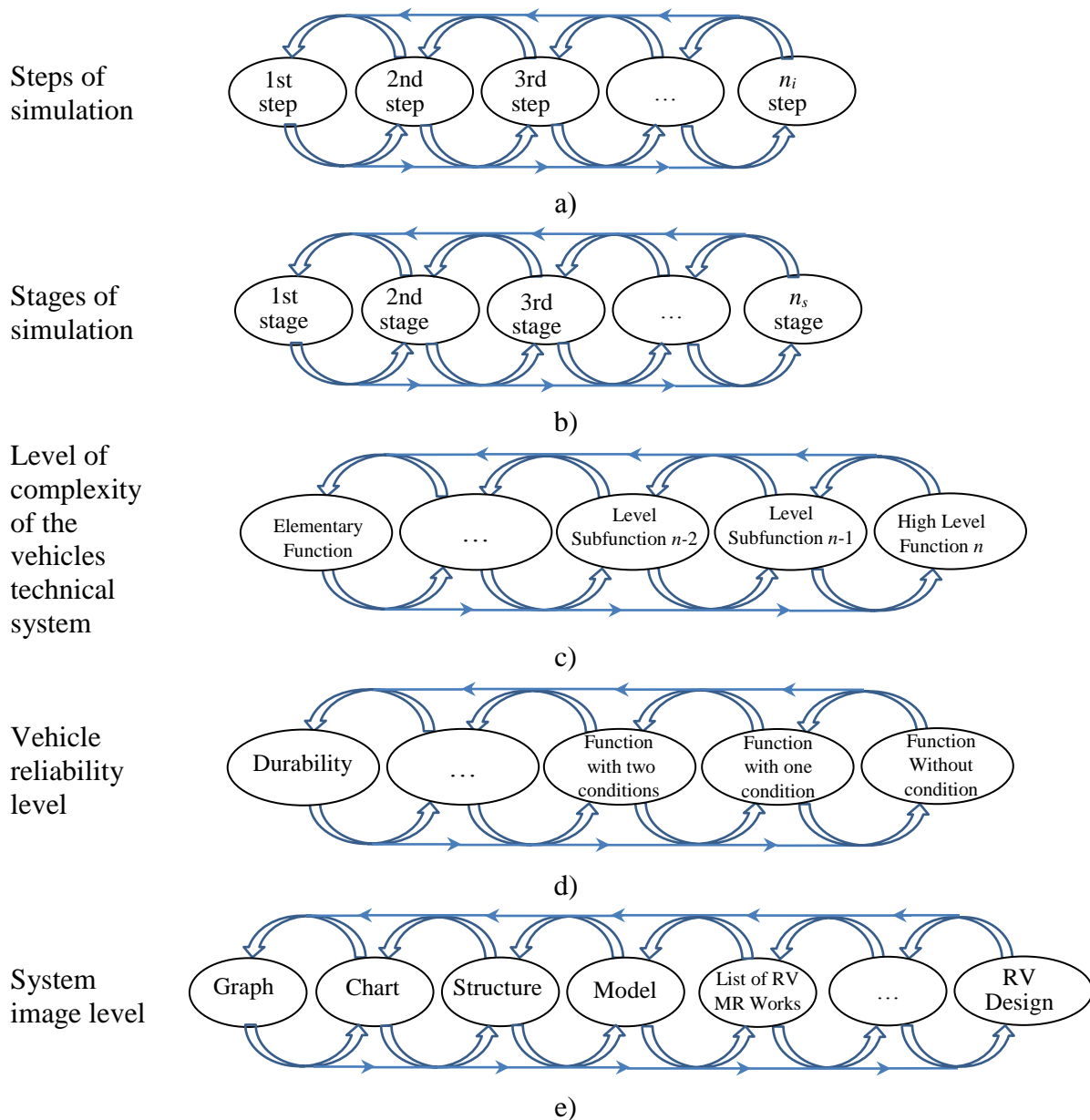


Fig. 8. Features of the vehicle maintenance technology simulation:
 a) by model step; b) by model stage; c) by system complexity level;
 d) by technical condition (reliability level); e) by technical system image level

4. CONCLUSIONS

The possibility of using the fuel consumption indicator as a criterion for assessing the technical condition of vehicles was investigated using the example of the Volkswagen Touran 1.9 TDI during operation (Route Novomykolaivka village – city of Dnipro (Shevchenkivskyi district)). A clear dependence of fuel consumption on the service life of the vehicle was established, which means it depends on its frequency and the quality of maintenance. The technology of maintenance and repair of the vehicles and obtaining a given technical solution was generalised.



The process of creating a model of the RV maintenance and repair technologies is implemented based on an iterative approach (repetition) with the ability to clarify the features of changes in the technical condition, operating conditions, the quality of preventive work, etc.

Acknowledgements

We wish to express our gratitude to Professor Volodymyr Sakhno (National Transport University, Kyiv, Ukraine) and the referees for their constructive and valuable suggestions.

References

1. Сахно В.П., Д.О. Савостін-Косяк. 2017. „Форми організації моніторингу технічного стану транспортних засобів”. *Вісник Національного транспортного університету* 1(37): 373-380. ISSN: 2308-6645 [In Ukrainian: Sakhno Volodymyr, Danyl Savostin-Kosiak. 2017. „Ways of vehicle technical condition monitoring”. *Bulletin of the National Transport University*]. Available at: http://nbuv.gov.ua/UJRN/Vntu_2017_1_49.
2. André M., R. Joumard, n A.J. Hickma, D. Hassel. 1994. “Actual car use and operating conditions as emission parameters: derived urban driving cycles”. *Science of The Total Environment* 146-147(23): 225-233. ISSN: 0048-9697. DOI: [https://doi.org/10.1016/0048-9697\(94\)90241-0](https://doi.org/10.1016/0048-9697(94)90241-0).
3. Sharma N., P.P. Kumar, R. Dhyani, C. Ravisekhar, K. Ravind. 2019. “Idling fuel consumption and emissions of air pollutants at selected signalized intersections in Delhi”. *Journal of Cleaner Production* 212: 8-21. ISSN: 0959-6526. DOI: <https://doi.org/10.1016/j.jclepro.2018.11.275>.
4. Hereijgers K., E. Silvas, T. Hofman, M. Steinbuch. 2017. “Effects of using Synthesized Driving Cycles on Vehicle Fuel Consumption”. *IFAC-PapersOnLine* 50(1): 7505-7510. ISSN: 2405-8963. DOI: <https://doi.org/10.1016/j.ifacol.2017.08.1183>.
5. Ghods A.H., F. Saccomanno, G. Guido. 2012. “Effect of Car/Truck Differential Speed Limits on Two-lane Highways Safety Operation Using Microscopic Simulation”. *Procedia - Social and Behavioral Sciences* 53: 833-840. ISSN: 1877-0428. DOI: <https://doi.org/10.1016/j.sbspro.2012.09.932>.
6. Кривошапов С.И. 2015. “Особенности нормирования расхода топлива в сложных дорожных условиях эксплуатации машин”. *Вісник НТУ «ХПИ»* 10(1119):115-121. ISSN: 2079-0066. [In Russian: Krivoshapov S.I. 2015. “Features of rationing of fuel consumption in difficult road conditions of machine operation”. *Bulletin of NTU “KPI”*]. Available at: <http://repository.kpi.kharkov.ua/handle/KhPI-Press/15058>.
7. Lopes M., L. Serrano, I. Ribeiro, P. Cascão, at al. 2014. “Emissions characterization from EURO 5 diesel/biodiesel passenger car operating under the new European driving cycle”. *Atmospheric Environment* 84: 339-348. ISSN: 1352-2310. DOI: <https://doi.org/10.1016/j.atmosenv.2013.11.071>.
8. Degraeuwe B., M. Weiss. 2017. “Does the New European Driving Cycle (NEDC) really fail to capture the NO_x emissions of diesel cars in Europe?” *Environmental Pollution* 222: 234-241. ISSN: 0269-7491. DOI: <https://doi.org/10.1016/j.envpol.2016.12.050>.
9. Mickevicius T., S. Slavinskas, S. Wierzbicki, K. Duda. 2014. „The effect of diesel-biodiesel blends on the performance and exhaust emissions of a direct injection off-road diesel engine”. *Transport* 29(4): 440-448.

10. Shen K., L. Chang, H. Chen, Z. Zhang, B. Wang, Y. Wang. 2019. "Experimental study on the effects of exhaust heat recovery system (EHRS) on vehicle fuel economy and emissions under cold start new European driving cycle (NEDC)". *Energy Conversion and Management* 197. ISSN: 0196-8904.
DOI: <https://doi.org/10.1016/j.enconman.2019.111893>.
11. Beljatynskij Andrey, Olegas Prentkovskis, Julij Krivenko. 2010. "The experimental study of shallow flows of liquid on the airport runways and automobile roads". *Transport* 25(4): 394-402.
12. Celko J., M. Kovac, M. Decky. 2011. "Analysis of Selected Pavement Serviceability Parameters". *Communications - Scientific Letters of the University of Zilina* 13(3): 56-62.
13. Dell'Acqua, Gianluca, Mario De Luca, Carlo Giacomo Prato, Olegas Prentkovskis, Raimundas Junevicius. 2016. „The impact of vehicle movement on exploitation parameters of roads and runways: a short review of the special issue”. *Transport* 31(2) Special Issue: 127-132.
14. Staniek M., P. Czech. 2016. "Self-correcting neural network in road pavement diagnostics". *Automation in Construction* 96: 75-87. DOI: 10.1016/j.autcon.2018.09.001.
15. Podrigalo M., Y. Dubinin, A. Molodan, O. Polianskyi, et al. 2020. "New Methods and Systems for Monitoring the Functional Stability Parameters of Wheel Machines Power Units". *SAE Technical Paper* 2020-01-2014. ISSN: 0148-7191.
DOI: <https://doi.org/10.4271/2020-01-2014>.
16. Михайлов А.Н. 2009. *Основы синтеза функционально-ориентированных технологий машиностроения*. Донецк: ДонНТУ. ISBN: 966-7907-24-4. [In Russian: Mihaylov A.N. 2009. *Basics of the synthesis of function-oriented engineering technologies*. Donetsk: DonNTY].
17. Michalski R., S. Wierzbicki. 2008. „An analysis of degradation of vehicles in operation”. *Eksploatacja i Niezawodność – Maintenance and Reliability* 1: 30-32.
18. Kozłowski E., K. Antosz, D. Mazurkiewicz, J. Sep, T. Żabiński. 2021. „Integrating advanced measurement and signal processing for reliability decision-making”. *Eksploatacja i Niezawodność – Maintenance and Reliability* 23(4): 777-787.
19. Jasiulewicz-Kaczmarek M., K. Antosz, P. Żywica, D. Mazurkiewicz, B. Sun, Y. Ren. 2021. „Framework of machine criticality assessment with criteria interactions”. *Eksploatacja i Niezawodność – Maintenance and Reliability* 23(2): 207-220.

Received 02.10.2021; accepted in revised form 17.11.2021



Scientific Journal of Silesian University of Technology. Series Transport is licensed under a Creative Commons Attribution 4.0 International License