



## OPEN ACCESS

## EDITED BY

Adnan,  
Mohi-ud-Din Islamic University,  
Pakistan

## REVIEWED BY

B. Shankar Goud,  
Jawaharlal Nehru Technological  
University, Hyderabad, India  
Mohsan Hassan,  
COMSATS University Islamabad,  
Pakistan

## \*CORRESPONDENCE

Wasim Jamshed,  
wasiktk@hotmail.com

## SPECIALTY SECTION

This article was submitted to Process  
and Energy Systems Engineering,  
a section of the journal  
Frontiers in Energy Research

RECEIVED 22 July 2022

ACCEPTED 16 August 2022

PUBLISHED 11 October 2022

## CITATION

Bilal Hafeez M, Krawczuk M,  
Jamshed W, Tag El Din ESM,  
El-Wahed Khalifa HA and  
Aziz ElSeabee FA (2022), Thermal  
energy development in  
magnetohydrodynamic flow utilizing  
titanium dioxide, copper oxide and  
aluminum oxide nanoparticles: Thermal  
dispersion and heat  
generating formularization.  
*Front. Energy Res.* 10:1000796.  
doi: 10.3389/fenrg.2022.1000796

## COPYRIGHT

© 2022 Bilal Hafeez, Krawczuk,  
Jamshed, Tag El Din, El-Wahed Khalifa  
and Aziz ElSeabee. This is an open-  
access article distributed under the  
terms of the [Creative Commons  
Attribution License \(CC BY\)](https://creativecommons.org/licenses/by/4.0/). The use,  
distribution or reproduction in other  
forums is permitted, provided the  
original author(s) and the copyright  
owner(s) are credited and that the  
original publication in this journal is  
cited, in accordance with accepted  
academic practice. No use, distribution  
or reproduction is permitted which does  
not comply with these terms.

# Thermal energy development in magnetohydrodynamic flow utilizing titanium dioxide, copper oxide and aluminum oxide nanoparticles: Thermal dispersion and heat generating formularization

Muhammad Bilal Hafeez<sup>1</sup>, Marek Krawczuk<sup>1</sup>, Wasim Jamshed<sup>2\*</sup>,  
El Sayed M. Tag El Din<sup>3</sup>, Hamiden Abd El-Wahed Khalifa<sup>4,5</sup> and  
Fayza Abdel Aziz ElSeabee<sup>6,7</sup>

<sup>1</sup>Faculty of Mechanical Engineering and Ship Technology, Institute of Mechanics and Machine Design, Gdansk University of Technology, Gdańsk, Poland, <sup>2</sup>Department of Mathematics, Capital University of Science and Technology (CUST), Islamabad, Pakistan, <sup>3</sup>Department of Electrical Engineering, Faculty of Engineering and Technology, Future University in Egypt, New Cairo, Egypt, <sup>4</sup>Department of Operations Research, Faculty of Graduate Studies for Statistical Research, Cairo University, Giza, Egypt, <sup>5</sup>Department of Mathematics, College of Science and Arts, Qassim University, Al-Badaya, Saudi Arabia, <sup>6</sup>Department of Mathematics, Faculty of Science, Helwan University, Cairo, Egypt, <sup>7</sup>Department of Mathematics, College of Science and Arts, Qassim University, Alasyah, Saudi Arabia

**Background:** The main aim of this article heat transfer in thermal engineering deals with the production, use, transformation, and transfer of thermal energy. Engineering and industrial fields including food packaging, the production of food additives, electronic cooling, microturbines, etc. Heavily rely on heat transmission. Due to its intriguing potential in industries like the production of polymers, paper, crystal glass, etc., scientists from all over the world have endeavored to investigate the effect of heat transmission on fluid flows past an expandable surface.

**Purpose:** The use of a single-phase technique to assess Newtonian nanofluid flow along stretched surfaces with heat transfer convective models is emphasized in this research. A mathematical formulation is used to do the numerical computations for copper oxide (CuO), aluminum oxide (Al<sub>2</sub>O<sub>3</sub>), and titanium dioxide (TiO<sub>2</sub>) nanoparticles using water (H<sub>2</sub>O) as the base fluid.

**Formulation:** The fifth-order Runge-Kutta shooting method procedure with shelling performance are used to solve non-linear ordinary differential equations with boundary conditions numerically. Researched and analyzed for changes in several parameters, plots illustrating the effects of motivated and non-motivated MHD are given to explain the physical values.

**Finding:** Dispersion of solid items in the working fluid is reported to significantly improve thermal performance. The Biot number determines how convective the border is. With an increase in the Biot number, the fluid's temperature drops

significantly. It has been demonstrated that Copper oxide (CuO), nanoparticles are more efficient than Titanium Dioxide (TiO<sub>2</sub>) and Aluminum Oxide for thermal enhancement (Al<sub>2</sub>O<sub>3</sub>).

**Novelty:** As far as the authors are aware, no studies have been done on the steady MHD flow and convective heat transfer of nanofluids over a nonuniform stretched surface under the influence of a heat source and viscous dissipation.

#### KEYWORDS

thermal performance, magnetohydrodynamic flow, porous medium, nanoparticles, thermal jump conditions

## Introduction

Many scientists who study the design of thermal systems are continuously thinking of new ways to build thermal systems that are more effective. The recent technique dispersion of metallic nano-structures in base fluid is the most popular and several aspects of this technique have been discussed so far. Using both theory and experiment, it has been demonstrated that a base fluid's thermal properties can be improved by the addition of nanostructures, improving the base fluid's efficiency as a working fluid. Nanofluids are just such fluids. The development of nanofluids has inspired researchers, and as a result, several papers have been published up to this point. As an illustration, [Sheikholeslami et al. \(2019a\)](#) and [Sheikholeslami et al. \(2019b\)](#). The effects of alumina nanoparticle dispersion on momentum and heat energy transfer, as well as an increase in wall heat flux caused by increased thermal conductivity in a magnetohydrodynamic fluid, were all the subjects of investigations. [Li et al. \(2019\)](#) investigated a rising behavior of thermal energy transfer in the fluid which conducts electricity when subjected to a magnetic field and computed the governing issues using the Lattice Boltzmann method to better comprehend the underlying physics (LBM). The effect of metallic nano-structure addition on the working fluid's capacity for thermal conduction was theoretically examined by [Sadiq et al. \(2019\)](#). [Saleem et al. \(2019a\)](#) mathematical models for improving mixed convective heat and mass transmission were based on Water's B rheology. They researched a range of topics using numerical simulations. The working fluid's thermal performance significantly improved as a result of [Ramzan et al. \(2019\)](#) examination of the transport process in a 3D flow of MHD fluid including nanoparticles. [Saleem et al. \(2019b\)](#) discussed the best analytical technique in regard to the thermal performance of nanomaterials. The influence of heat dissipation on the temperature profile in nanoparticle was also examined, and it was discovered that the presence of metallic nanostructures improved the performance of the working fluid. [Dogonchi et al. \(2019a\)](#) looked at natural convection in addition to the impact of nano-solid formations on the working fluid's

thermal effectiveness of an elliptic heater in a cavity. The effects of heat radiation and porous media on momentum and energy transmission in fluids containing solid nanoparticles were examined by [Dogonchi et al. \(2019b\)](#). [Hosseinzadeh et al. \(2019\)](#) investigated instantaneous effects of nonlinear thermal radiation and porous media on thermal characteristics of fluid subjected to dispersion of nano-structures in the presence of mass transport under the influence of chemical reaction. [Gholinia et al. \(2019\)](#) during mass transportation MHD, created mathematical models for homogeneous-heterogeneous chemical interactions over a revolving disk, Eyring-Powell fluid is poured. [Chamkha et al. \(2019\)](#) formulated a mathematical model to investigate the hybridity of metallic nano-particles on the heat transfer properties of the working fluid when provided an external magnetic field. [Afridi et al. \(2018\)](#) used mathematical models to examine how the hybridity of nanoparticles affects the efficiency of fluid thermal conductivity over moving surfaces when there is significant heat dissipation. To investigate an improvement in fluid thermal performance, they solved the developed challenges. [Zangoee et al. \(2019\)](#) performance hydrothermal analysis for magnetohydrodynamic flow over rotating disk subjected to thermal radiations and external magnetic field.

Electrically conducting fluid performs entirely different from electrically nano-conducting fluid, when provided magnetic field, because of the Lorentz effect, which changes the flow and distribution of heat energy. Such magnetic-field-exposed fluid flows are known as MHD flows, and they have been extensively studied. For instance, [Ghadikolaei et al. \(2018a\)](#) and [Ghadikolaei et al. \(2018b\)](#) examined at how the magnetic field affected how heat and velocity were transferred in a convective fluid including nanostructures. [Hatami et al. \(2014\)](#) numerical's simulation of two-phase MHD flow between nanoparticle-containing plates was completed. Hall and ion slip effects in three-dimensional flow with a magnetic field and nanoparticles were investigated by [Nawaz et al. \(2018a\)](#). [Nawaz et al. \(2018b\)](#) investigated using computers how to increase heat transmission in MHD flow over a moving surface. [Alharbi et al. \(2019\)](#) investigated heat transfer in an MHD flow of fluid over a cylinder exposed to a magnetic field. In a chamber containing liquid and exposed to an external

magnetic field, Saleem et al. (2019c) looked at heat transport in the liquid.

The flows of fluids in porous medium are encountered in several daily life applications, such as seepages of fluid through sands and rocks, movement of oil in soil etc. Thereby, various studies on the effects of heat transfer and fluid flow have been conducted. For example, Hayat et al. (2017) addressed governing issues for the impact of magnetic and thermal radiation on heat transfer in a Maxwellian fluid under a permeable channel field. Sheikholeslami and Zeeshan (2018) performed numerical simulations to enhance the thermal conduction properties of nanofluids containing iron oxide nanoparticles with a porous medium. Darcy's law is followed by the flow resistance caused by porous media. Maghsoudi and Siavashi (2019) investigated the optimization of pore diameters in a heterogeneous porous media with different convection in a lid-driven cavity with two sides. Vo et al. (2019) investigated the effect of nano-particles on the transmission of heat energy in magnetohydrodynamic flow during convective heat transfer under the influence of sinusoidal resistive force due to porous media. In a cadmium telluride nanofluid, Hanif et al. (2019) examined the effects of a cone inserted into a porous media on MHD natural convection. Khan and Aziz (2011) investigated the impact of nanoparticles and porous media on mass and heat transmission during heterogeneous-homogeneous chemical processes.

The Shooting method RK-5 method is utilized to solve initial value problems Along with the Newton-Raphson approach in the application of nanofluids. The higher order nonlinear ordinary differential equations are resolved by the shooting method (Rohani et al., 2012; Olatundun and Makinde, 2017; Nawaz and Shoaib Arif, 2019). The purpose of this study, which is motivated by the aforementioned sources of inspiration, is to investigate The effects of MHD, porous media, viscosity dissipation, Joule heating, and boundary layer restrictions on the heat flux and flow of Newtonian nanofluid. It was possible to complete the mathematical flow modeling of the nanofluid using a phase flow nanofluid model. It has been suggested that the nanoparticles in water ( $H_2O$ ) base fluid are comprised of copper oxide ( $CuO$ ), aluminum oxide ( $Al_2O_3$ ), and Titanium Dioxide ( $TiO_2$ ) nanoparticles. A quantitative model is created, which is then transformed into an ODE system by making the necessary similar modifications. The shooting method was used to resolve the nondimensional system of equations. The aftereffects of velocity and temperature distributions are shown and displayed using the MATLAB program for a lengthy period of time. Visual and numerical analyses of drag force and heat transfer rates are performed. The numerical results of the current study are also contrasted with those of earlier studies for comparison's sake. As far as we can tell, there are no other publications in the literature that compare this model to it; it is novel and unique.

The results of this study will be useful for many power production and industries. So, (Hassan, 2018; Goud, 2020;

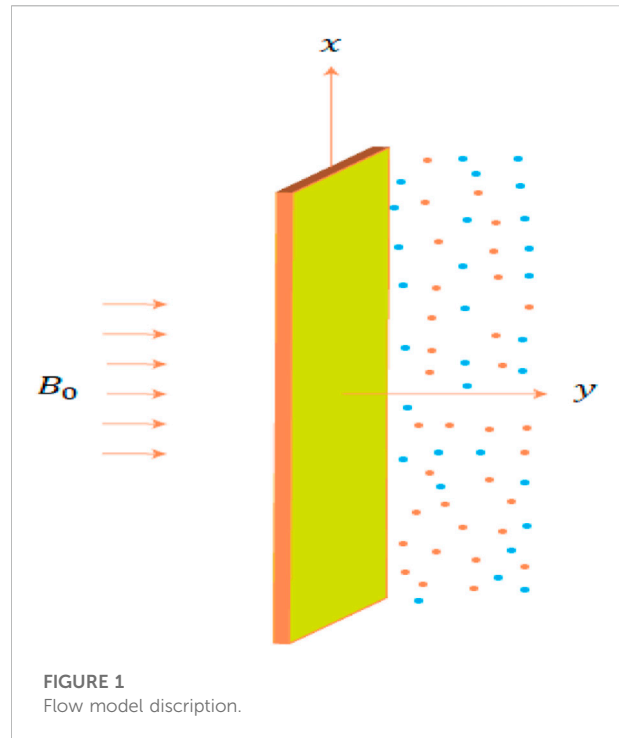


FIGURE 1  
Flow model description.

Goud et al., 2020; Pramod Kumar et al., 2020; Hassan et al., 2021a; Kumar et al., 2021a; Bejawada et al., 2021; Hassan et al., 2021b; Kumar et al., 2021b; Goud and Nandeppanavar, 2021; Srinivasulu and Goud, 2021; Zhang et al., 2021; Hassan et al., 2022; Rizwan and Hassan, 2022; Shankar Goud et al., 2022) are a chosen number of the important determinants.

This paper is divided into five parts. The second segment has extensive modeling. Section 3 of the article covers the solution approach. Section 5 presents and discusses the results. The results of this investigation are described near the end.

## Description of the physical setup

To investigate the rise in heat conductivity, let's explore how three various nanometallic structures, namely  $CuO$ ,  $Al_2O_3$  and  $TiO_2$  disperse in water. Nano-water is exposed to a magnetic field. When heated, vertical surfaces are coated with a nano-water mixture, convection happens. Additionally, it is anticipated that this nano-water mixture generates heat. A Boussinesq calculation shows that the buoyancy force is significant.

## Research hypothesis for the current model

The ensuing standards, together with the requirements, be relevant to the stream framework:

TABLE 1 Nanofluid thermophysical properties are (Goud, 2020).

Features	Nanofluid
Dynamical viscidness ( $\mu$ )	$\mu_{nf} = \mu_f (1 - \phi)^{-2.5}$
Density ( $\rho$ )	$\rho_{nf} = (1 - \phi)\rho_f + \phi\rho_s$
Thermal expansion ( $\beta$ )	$\beta_{nf} = (1 - \phi)\beta_f + \phi\beta_s$
Heat capacity ( $\rho C_p$ )	$(\rho C_p)_{nf} = (1 - \phi)(\rho C_p)_f + \phi(\rho C_p)_s$
Thermal conductivity ( $\kappa$ )	$\frac{\kappa_{nf}}{\kappa_f} = \left[ \frac{(\kappa_s + 2\kappa_f) - 2\phi(\kappa_s - \kappa_f)}{(\kappa_s + 2\kappa_f) + \phi(\kappa_s - \kappa_f)} \right]$
Electrical conductivity ( $\sigma$ )	$\frac{\sigma_{nf}}{\sigma_f} = \left[ 1 + \frac{3(r-1)\phi}{(r+2) - (r-1)\phi} \right], r = \frac{\sigma_s}{\sigma_f}$

2 – D laminar steady flow, phase flow model,  
MHD, permeable medium,  
joule heating, viscous dissipation  
vertical wall convective boundary conditions.

In Figure 1, the geometry of the flow model is shown as:

Since fluid is moving through a porous media, it is subject to a resistive force. Simplified PDEs are

$$\frac{\partial u}{\partial x} + \frac{\partial v}{\partial y} = 0, \tag{1}$$

$$u \frac{\partial u}{\partial x} + v \frac{\partial u}{\partial y} = \frac{\mu_{nf}}{\rho_{nf}} \frac{\partial^2 u}{\partial y^2} + \beta_{nf} g \left[ u \frac{\partial T}{\partial x} - \frac{\partial u}{\partial x} (T_f - T_{\infty}) + T_f - T_{\infty} \right] - \frac{\sigma_{nf} B_0^2 u}{\rho_{nf}} - \mu_{nf} \frac{u}{k_1}, \tag{2}$$

$$u \frac{\partial T_f}{\partial x} + v \frac{\partial T_f}{\partial y} = \frac{k_{nf}}{(\rho c_p)_{nf}} \frac{\partial^2 T_f}{\partial y^2} + \frac{\mu_{nf}}{(\rho c_p)_{nf}} \left( \frac{\partial u}{\partial y} \right)^2 + \frac{Q_0}{(\rho c_p)_{nf}} (T_f - T_{\infty}) + \frac{\sigma_{nf} B_0^2 u^2}{(\rho c_p)_{nf}}, \tag{3}$$

The given BCs are

$$u(x, 0) = ax, v(x, 0) = 0, -k_f \frac{\partial T}{\partial y}(x, 0) = h_f (T_f - T(x, 0)), \left. \begin{aligned} u(x, \infty) = 0, T_f(x, \infty) = T_{\infty}. \end{aligned} \right\} \tag{4}$$

Where,

flow velocity ( $\vec{V} = [u, v, 0]$ ), temperature (T),  
gravitational acceleration (g), magnetic field strength (B),  
porosity ( $k_1$ ), thermal conductivity of the surface ( $k_f$ ),  
kinematic viscosity ( $\mu$ ), specific heat constant ( $c_p$ ),  
heat transfer coefficient ( $h_f$ ), density ( $\rho$ ),  
thermal conductivity (k), electrical conductivity ( $\sigma$ ),  
nanofluid ( $nf$ ), thermal expansion of nanofluid ( $\beta_{nf}$ )

Table 1 below lists nanoparticle correlations.

Equations 1–4 become dimensionless by adding new variables.

TABLE 2 Overview of the ingrained control restrictions.

Symbols	Name	Formule
$\beta^*$	heat generation parameter	$\beta^* = \frac{Q}{a(\rho c_p)_{nf}}$
$M$	magnetic parameter	$M = \frac{\sigma_f B_0^2}{\rho_f a}$
$\phi$	Volume fraction	-
$G$	Grashof number	$Gr = \frac{\beta_f g (T_f - T_{\infty})}{\nu_f a}$
$K$	porous medium parameter	$K = \frac{\nu_f}{ak_1}$
$Ec$	Eckert number	$Ec = \frac{U_0^2}{C_p T_0}$
$Pr$	Prandtl-number	$Pr = \frac{\nu_f}{\alpha_f}$

$$u = ax f'(\eta), v = -\sqrt{av_f}, \psi = (av_f)^{\frac{1}{2}} x f(\eta), \eta = \left( \frac{a}{\nu_f} \right)^{\frac{1}{2}} y, \theta(\eta) = \frac{T - T_{\infty}}{T_w - T_{\infty}}, \tag{5}$$

and as a result, one can

$$f''' + \phi_1 [f f'' - f'^2] - [M \phi_2 (1 - \phi)^{2.5} + K] f' + Gr \phi_1 (1 - \phi + \phi \frac{\beta_s}{\beta_f}) \theta = 0, \tag{6}$$

$$\theta'' + \frac{k_f}{k_{nf}} Pr \phi_3 [f \theta' - f' \theta + \beta^* \theta + \frac{Ec}{\phi_4} f'^2] + \phi_2 \frac{k_f M Ec Pr}{k_{nf}^2}, \tag{7}$$

Dimensionless BCs (boundary conditions) are

$$f(0) = 0, f'(0) = 1, \theta'(0) = Bi [1 - \theta(0)], \left. \begin{aligned} \theta(\infty) = 0, f'(\infty) = 0. \end{aligned} \right\} \tag{8}$$

The derivatives mentioned above relate to the variable  $\eta$ . The following Table 2 defines the parameter initial values. Where  $\phi_1, \phi_2, \phi_3$  and  $\phi_4$  are

$$\phi_1 = (1 - \phi)^{2.5} \left( 1 - \phi + \phi \frac{\rho_s}{\rho_f} \right), \phi_2 = \left( 1 + \frac{3(r-1)\phi}{(r+2) - (r-1)\phi} \right), \tag{9}$$

$$\phi_3 = \left( 1 - \phi + \phi \frac{(\rho c_p)_s}{(\rho c_p)_f} \right), \phi_4 = (1 - \phi)^{2.5} \left( 1 - \phi + \phi \frac{(\rho c_p)_s}{(\rho c_p)_f} \right). \tag{10}$$

Divergent velocity is (Hafeez et al., 2021)

$$C_f = \frac{\tau_{xy}|_{y=0}}{\rho_f U_0^2} = \frac{1}{Re_x^{1/2} (1 - \phi)^{2.5}} f''(0). \tag{11}$$

Nusselt number is

TABLE 3 Thermo physical properties water and nanoparticles (Jamshed and Aziz, 2018; Jamshed, 2021; Khashi'ie et al., 2020).

Materials	$\rho$ (kg/m <sup>3</sup> )	$c_p$ (J/kgK)	$k$ (W/mK)	$\beta \times 10^{-6}$ (K <sup>-1</sup> )	$\sigma$ (S/m)
Water (H2O)	987.4	4200	0.7	22.0	$0.4 \times 10^{-5}$
(CuO)	6209	525	33.0	0.90	$5.10 \times 10^6$
(Al2O3)	3899	780	39.0	0.85	$53.5 \times 10^6$
(TiO2)	4146	687	9.0	1.0	$238 \times 10^6$

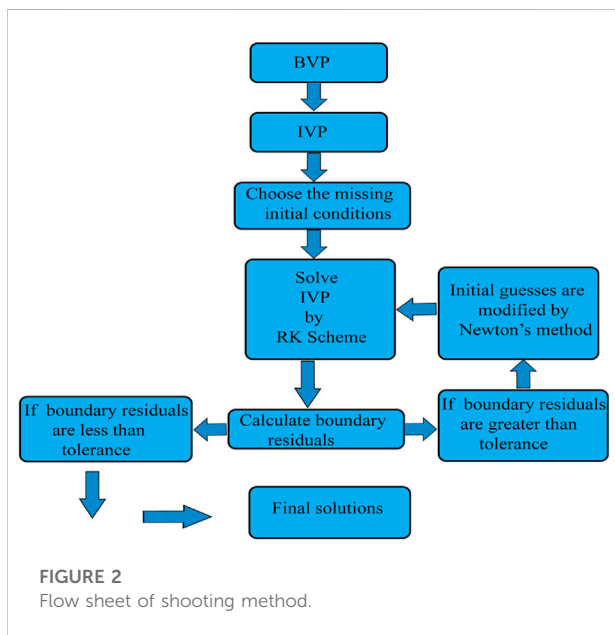
TABLE 4 Comparing  $-\theta'(0)$  with alteration in Prandtl number, and taking  $\beta^* = Ec = M = 0$  and  $B_i = 0$ .

$P_r$	Qureshi (2021)	Jamshed et al. (2021a)	This study
0.72	0.8087618	0.8087618	0.8087612
1.0	1.0000000	1.0000000	1.0000000
3.0	1.9235742	1.9235742	1.9235720
7.0	3.0731465	3.0731465	3.0731427
10	3.7205542	3.7205542	3.7205511

## Numerical approach

### Shooting method

Shooting method is used to solve the higher order nonlinear ordinary differential equations (ODEs). It is an iterative technique that transforms the original boundary value problems (BVPs) into initial value problems (IVPs). The differential equations of IVPs are integrated numerically through RK-5 method Table 4. The formulated problem needs the IVP with arbitrarily chosen initial conditions to approximate the boundary conditions. If the boundary conditions are not fulfilled to the required accuracy, with the new set of initial conditions, which are modified by Newton's method. The process of Newton method is repeated until the require accuracy is achieved. The flow chart of the shooting method is as follows in Figure 2.



### Algorithm for shooting method

For a structure of two coupled first ODEs.

- $Y_1(X) = Y(X)$  and  $Y_2(X) = Y'(X)$ .
- $Y(X_s)$  and  $Y(X_0)$  are known but  $Y'(X_s)$  and  $Y'(X_0)$  are unknown.
- Set  $Y(X_s)$  and guess  $Y'(X_s)$ .
- Solve the ODE using IVP technique (RK-5), and compared the result at  $X = X_0$  to the target  $Y(X_0)$ .
- Make another guess.
- If solution at  $X = X_0$  bracket the known value, start zooming in.

### Runge-Kutta 5 method

Different techniques are used by researchers for solving ordinary differential equations and this always remain area of interest. Linear differential equation is easy

$$Nu = \frac{xq_w}{k_f(T_f - T_\infty)} = \frac{Re_x^{1/2} k_{nf}}{k_f} \theta'(0), \quad (12)$$

Local Reynolds number is  $Re_x = \frac{ax^2}{\nu_f}$ .

Thermo physical properties water and nanoparticles are presented in Table 3.

to solve by analytical method but solving non-linear ODEs by systematic method is difficult to solve. So researchers used other techniques to find approximate solutions for these equations. The two most popular Runge-Kutta techniques are Ruge-Kutta 4 and Ruge-Kutta 5. Runge-Kutta method is also iterative technique and includes well known routine called Euler method. In this thesis we used RK-5 method and algorithm for RK-5 method is given below.

## Algorithm for RK-5 method

Suppose the following problem with given initial conditions

$$x = f(t, x) \quad x(t_0) = x_0. \quad (13)$$

Then, RK-5 Method for the above initial valued problem is given by

$$x_{n+1} = x_n + \left( \frac{7K_1 + 32K_3 + 12K_4 + 32K_5 + 7K_6}{90} \right). \quad (14)$$

In above expression,  $x_{n+1}$  is the RK-5 calculation of  $x(t_{n+1})$  and each  $K_i$ ,  $i = 1, 2, 3, 4, 5$

$$K_1 = f(t_n, x_n), \quad (15)$$

$$K_2 = hf \left( t_n + \frac{h}{2}, x_n + \frac{K_1}{2} \right), \quad (16)$$

$$K_3 = hf \left( t_n + \frac{h}{4}, x_n + \frac{3K_1 + K_2}{16} \right), \quad (17)$$

$$K_4 = hf \left( t_n + \frac{h}{2}, x_n + \frac{K_3}{2} \right), \quad (18)$$

$$K_5 = hf \left( t_n + \frac{3h}{4}, x_n + \frac{-3K_2 + 6K_3 + 9K_4}{16} \right), \quad (19)$$

$$K_6 = hf \left( t_n + h, x_n + \frac{K_1 + 4K_2 + 6K_3 - 12K_4 + 8K_5}{2} \right). \quad (20)$$

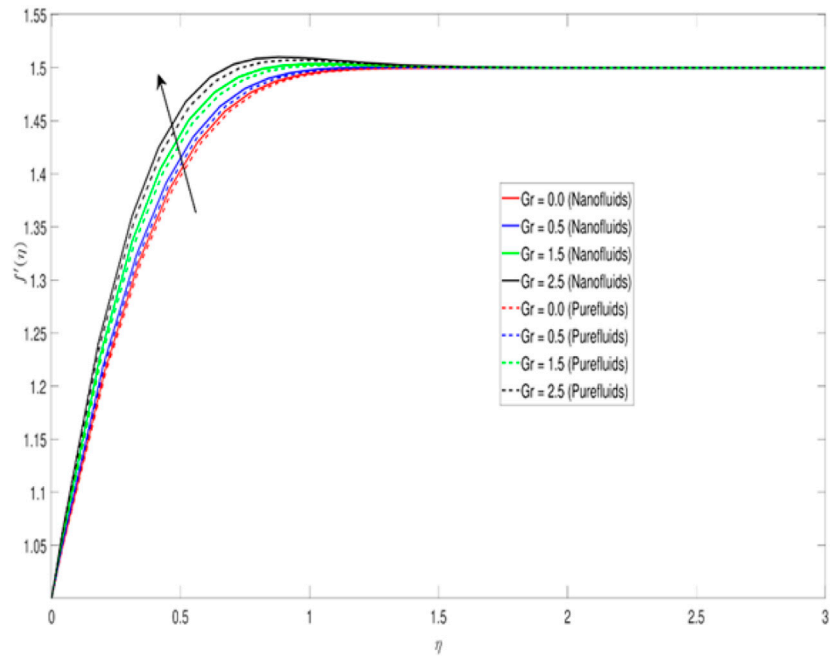
Where,  $h$  is the size of time interval.

## Code-validation

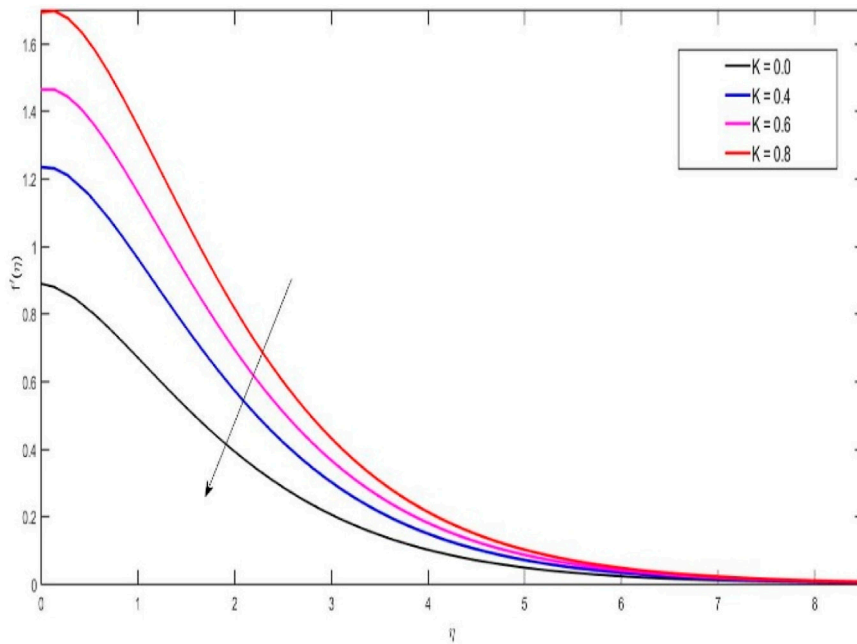
The correctness of the computational strategy was established by comparing the heat transfer magnitude from the current approach with the verified results of prior investigations (Jamshed et al., 2021a; Qureshi, 2021). The results of the current investigation were quite accurate and comparable.

## Results and discussion

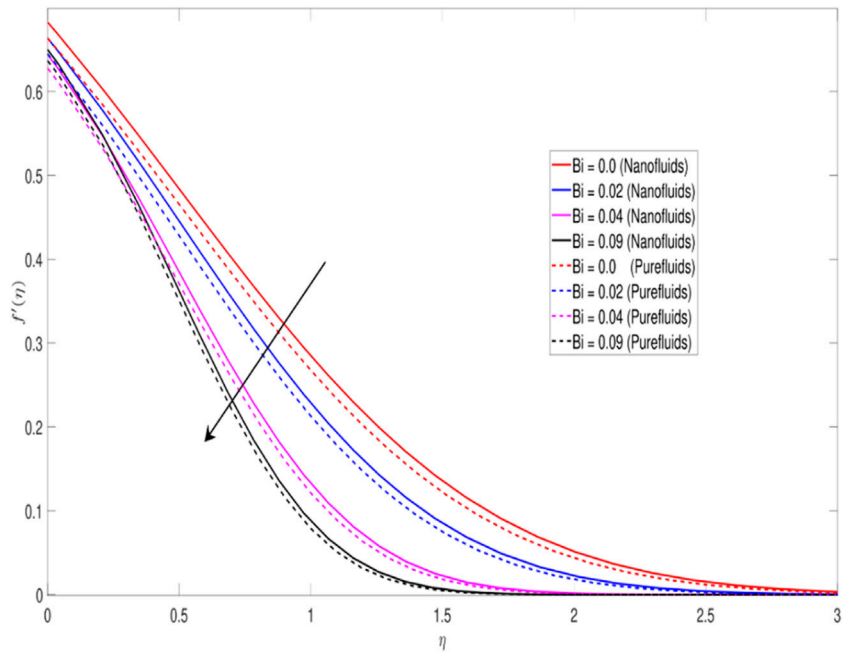
Initial value problems are built using normalized governing boundary-value problems with correlations for thermally factors. Utilizing starting circumstances, the shooting method with Runge-Kutta 5th order is used to solve problems with changed beginning value. Using parametric simulations, the dynamics of the flow low variables are examined in Table 1. To choose the best nanoparticles from CuO, Al<sub>2</sub>O<sub>3</sub> and TiO<sub>2</sub> for the system, simulations are done. When  $Gr = 0$  and 2.5, the compression of the velocities of copper, aluminum, and titanium nanofluids is shown in Figure 3. The Grashof number  $Gr$  is significant because it measures the relationship between the buoyant force brought on by changes in fluid density over space (resulting from temperature differences) and the restraining force brought on by fluid viscosity. This figure explains that for both scenarios nanofluid has a higher velocity as compared to purefluid. This figure also explains how raising the magnitude of  $Gr$  causes, nanofluids to move more quickly. Figure 4 shows that the effects of porosity parameter on velocity for the case of CuO nanofluid. The velocity of the copper nanofluid decreases by increasing the parameter. The effects of Biot number  $Bi$  on velocity are depicted in Figure 5. A lower Biot number means that an objects conductive resistance is relatively lower than external resistance. The velocity will decrease as the Biot number is increased. The boundary layer viscosity decreases as the magnetic field parameter on velocity increases in Figure 6, which shows the application of a magnetic field to electrically conducting fluid particles, a Lorentz force in the boundary layer, and boundary layer application. The effect of the heat generating parameter  $\beta^*$  on temperature is seen in Figure 7. It has been observed that when  $Ec$  increases, so does the thickness of the boundary layer. Figure 8 shows the effects of parameter Eckert number  $E_{con}$  on the temperature of nanofluids. It has been found that as the Eckert number  $Ec$  grows, the temperature rises. Because Eckert number has storage of energy in the fluid region and due to the deformation of viscosity and elastic. When compared to the enthalpy difference from across boundary layer, the flow's kinetic energy is measured by the Eckert number. Figure 9 shows that the temperature is increasing by rises the value of magnetic field. When we increased the value of  $Gr$ , we saw that the temperature increased (see Figure 10, which depicts the effects of  $Gr$  on temperature). We observe that when the amount of nanofluids increases, the viscosity



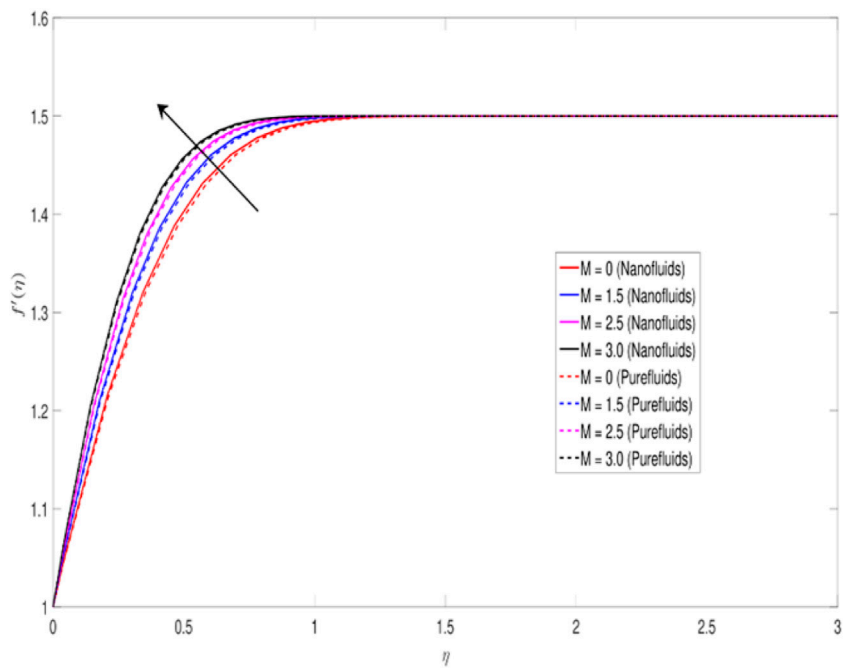
**FIGURE 3**  
Velocity profile in opposition to modifications in the action of the buoyancy force.



**FIGURE 4**  
Velocity profile against change in porous medium.



**FIGURE 5**  
Velocity profile in relation to changes in the Biot number.



**FIGURE 6**  
Velocity profile in relation to magnetic field change.



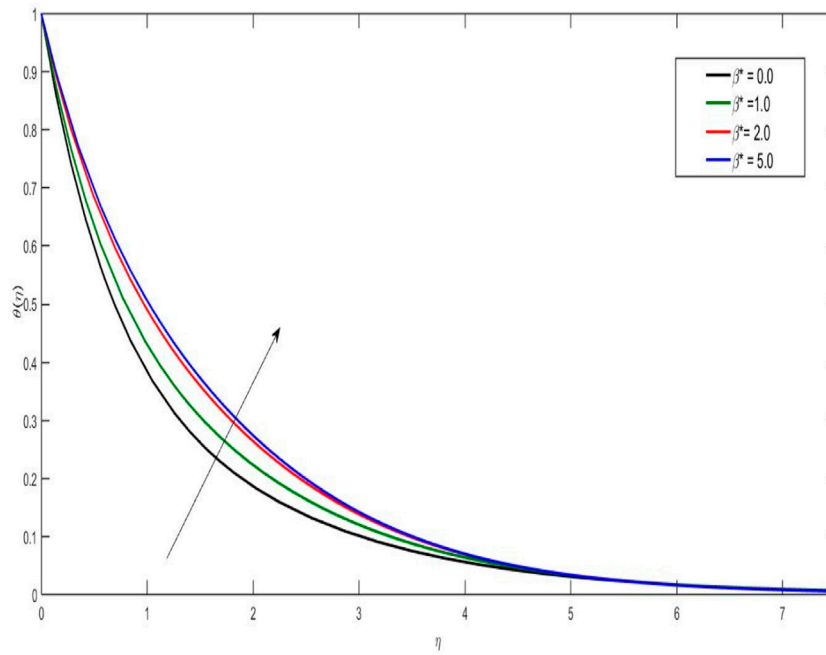


FIGURE 7 Temperature profile as a function of changing heat generation.

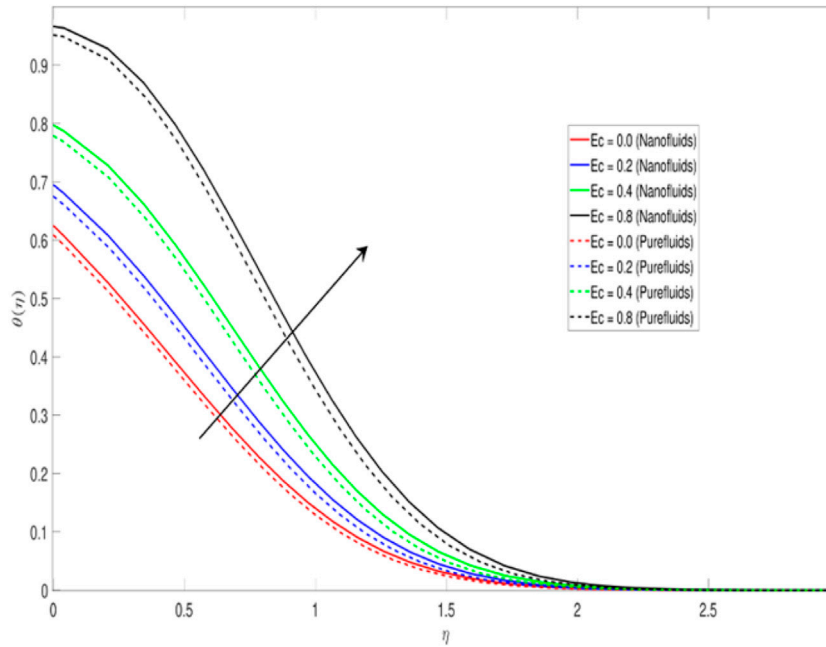


FIGURE 8 Temperature distribution vs. an Eckert number change.

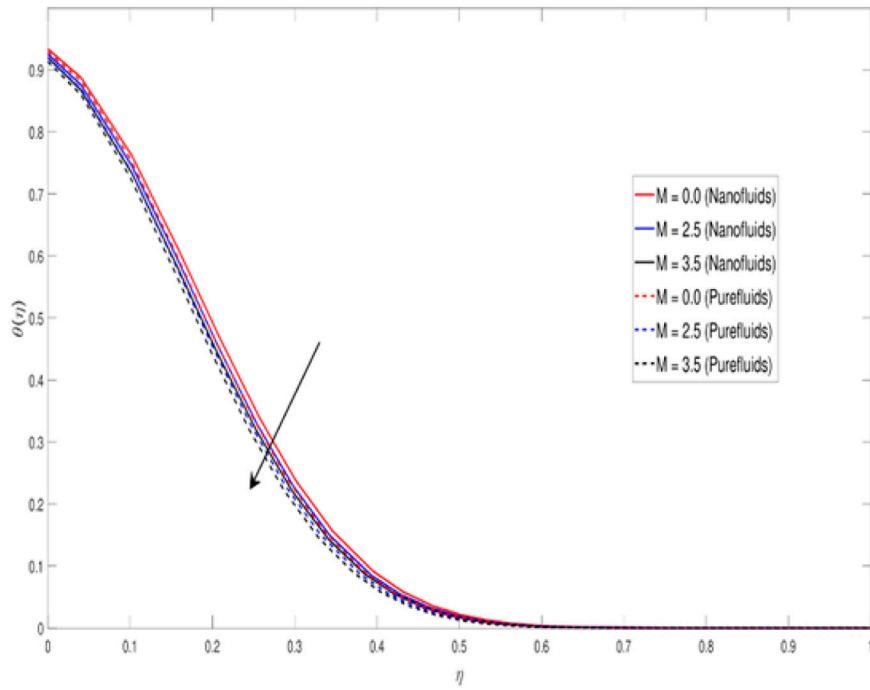


FIGURE 9 Temperature distribution vs. magnetic field variation.

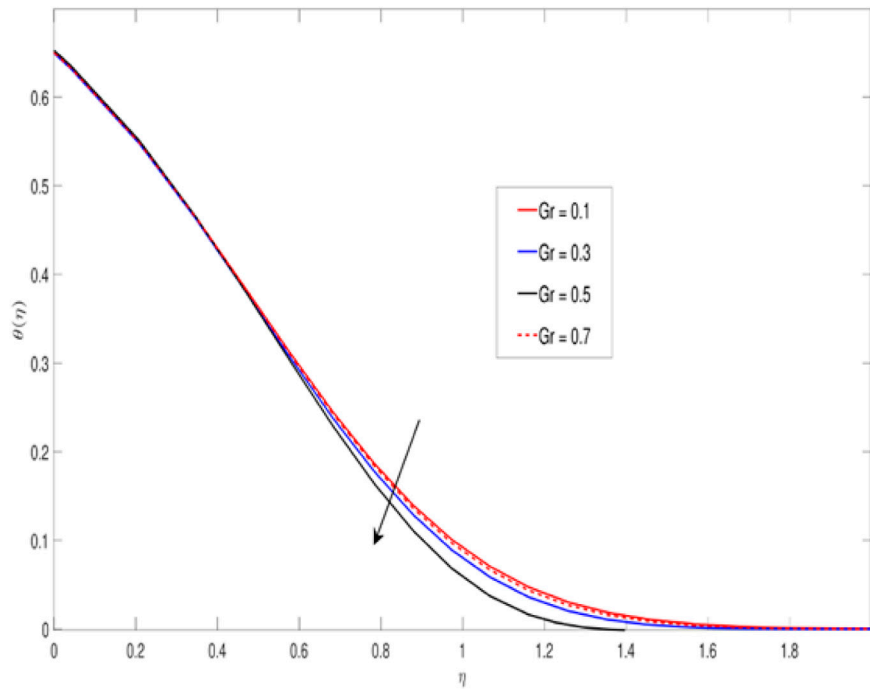


FIGURE 10 Temperature distribution vs. modification of the favored buoyancy force.

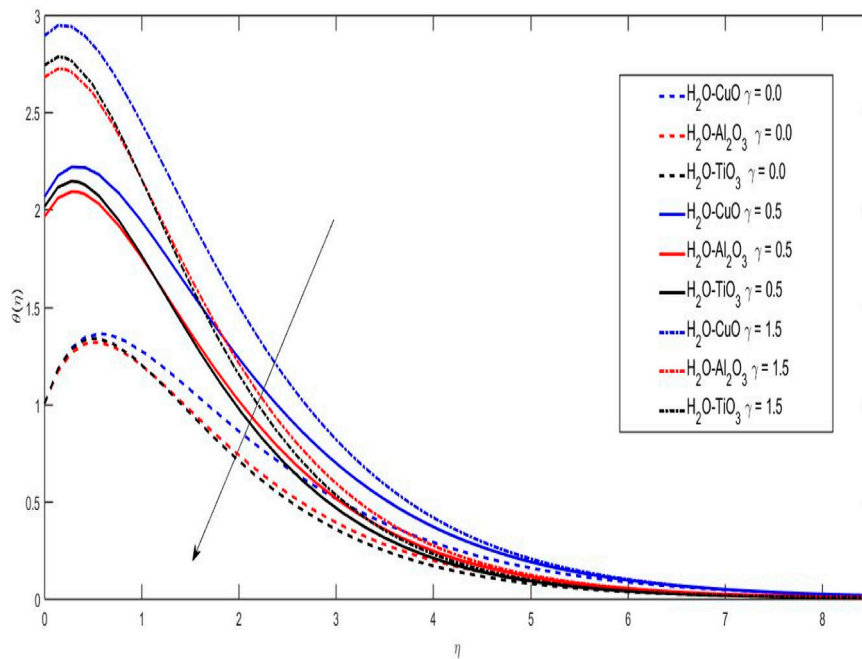


FIGURE 11 Temperature thermal effects alter vs. profile.

TABLE 5 For nanofluid with copper oxide nanoparticles with several nanoparticle factors, Nusselt number and local skin friction coefficient are equal to 0.2.

$k_{nf}$	$Re_x^{-1/2}Nu$	$Re_x^{1/2}Cf$
0.628	0.084138154	0.993989767
0.72141	0.085608603	1.18560452
0.82458	0.086968704	1.381935016
0.9391	0.091634371	1.58355532
1.06696	0.095644211	1.79198143
0.628	0.084138154	0.993989767

of the boundary layer decreases. The temperature impacts of the thermal slip parameter  $\gamma$  with copper-water, aluminum-water, and titanium-water nanofluids are shown in Figure 11. When the value of  $\gamma$  is increased, a decrease in temperature is seen. In comparison to titanium nanofluid and aluminum nanofluid, the copper nanofluid is more heat-efficient. It has been discovered that as the velocity slip parameter rises, the velocity profile decreases, the skin friction and heat transfer go down, and the mass transfer rises. Mass transport and heat transfer rates decrease when the thermal slip parameter is increased.

Table 5 displays the local friction coefficient and Nusselt number for a nanofluid containing Cu for different nanoparticle factors.

### Conclusion

- 1) Convection heat transfer in Newtonian fluid exposed to magnetic field and having nano-solid metallic structures is being explored to look into the improvement in thermal conductivity. Then, for an efficient thermal system like car engines, dispersion of nano-particles among nanofluids CuO, Al<sub>2</sub>O<sub>3</sub> and TiO<sub>2</sub> may be suggested. Key studies are listed below, along with the numerical solutions to the governing problems.
- 2) The favorable Buoyancy force assists the flow and magnetohydrodynamic boundary layer thickness has shown a rising trend when Grashof number is increased. This study is noted for all types of nanoparticles;
- 3) The variation of Biot number has shown a decreasing trend on the flow of fluid. Hence flow is decelerated when Biot number is increased;

A significant restriction to fluid flow results from increasing the magnetic field's intensity. As a result, as the magnetic field increases, the boundary layer's thickness decreases.

Future applications of the fifth-order Runge-Kutta shooting technique could include a range of physical and technological difficulties (Adnan et al., 2021; Adnan, 2022; Adnan and Ashraf, 2022; Khan et al., 2022a; Khan et al., 2022b). According to (Jamshed et al., 2021b; Jamshed, 2021; Jamshed and Nisar, 2021), there have been several recent advancements that explore the importance of the research domain under consideration.

## Data availability statement

The raw data supporting the conclusions of this article will be made available by the authors, without undue reservation.

## Author contributions

MB and MK formulated the problem. MB and WJ solved the problem. MB, MK, WJ, ET, HE-W, and FA, computed and scrutinized the results. All the authors equally contributed in writing and proof reading of the paper. All authors reviewed the manuscript.

## References

- Adnan, U. K., Ahmed, N., Manzoor, R., Mohyud-Din, S. T., and Mohyud-Din, S. T. (2021). Impacts of various shaped Cu-nanomaterial on the heat transfer over a bilateral stretchable surface: Numerical investigation. *Adv. Mech. Eng.* 13, 168781402110674. doi:10.1177/16878140211067420
- Adnan, W. A., and Ashraf, W. (2022). Numerical thermal featuring in  $\gamma\text{Al}_2\text{O}_3\text{-C}_2\text{H}_6\text{O}_2$  nanofluid under the influence of thermal radiation and convective heat condition by inducing novel effects of effective Prandtl number model (EPNM). *Adv. Mech. Eng.* 14 (6), 168781322211065. doi:10.1177/16878132221106577
- Adnan, W. A. (2022). *Thermal efficiency in hybrid (Al<sub>2</sub>O<sub>3</sub>-CuO/H<sub>2</sub>O) and ternary hybrid nanofluids (Al<sub>2</sub>O<sub>3</sub>-CuO-Cu/H<sub>2</sub>O) by considering the novel effects of imposed magnetic field and convective heat condition*. Waves in Random and Complex Media, 1–16.
- Afridi, M. I., Qasim, M., and Saleem, S. (2018). Second law analysis of three dimensional dissipative flow of hybrid nanofluid. *J. nanofluids* 7 (6), 1272–1280. doi:10.1166/jon.2018.1532
- Alharbi, S. O., Nawaz, M., and Nazir, U. (2019). Thermal analysis for hybrid nanofluid past a cylinder exposed to magnetic field. *AIP Adv.* 9 (11), 115022. doi:10.1063/1.5127327
- Bejawada, S. G., Khan, Z. H., and Hamid, M. (2021). Heat generation/absorption on MHD flow of a micropolar fluid over a heated stretching surface in the presence of the boundary parameter. *Heat. Transf.* 50 (6), 6129–6147. doi:10.1002/htj.22165
- Chamkha, A. J., Dogonchi, A. S., and Ganji, D. D. (2019). Magneto-hydrodynamic flow and heat transfer of a hybrid nanofluid in a rotating system among two surfaces in the presence of thermal radiation and Joule heating. *AIP Adv.* 9 (2), 025103. doi:10.1063/1.5086247
- Dogonchi, A. S., Armaghani, T., Chamkha, A. J., and Ganji, D. D. (2019). Natural convection analysis in a cavity with an inclined elliptical heater subject to shape factor of nanoparticles and magnetic field. *Arab. J. Sci. Eng.* 44, 7919–7931. doi:10.1007/s13369-019-03956-x
- Dogonchi, A. S., Waqas, M., Seyyedi, S. M., Hashemi-Tilehnoee, M., and Ganji, D. D. (2019). Numerical simulation for thermal radiation and porous medium characteristics in flow of CuO-H<sub>2</sub>O nanofluid. *J. Braz. Soc. Mech. Sci. Eng.* 41 (6), 249. doi:10.1007/s40430-019-1752-5
- Ghadikolaei, S. S., Hosseinzadeh, K., and Ganji, D. D. (2018a). RETRACTED: MHD radiative boundary layer analysis of micropolar dusty fluid with graphene oxide (go)- engine oil nanoparticles in a porous medium over a stretching sheet with

## Acknowledgments

The researchers would like to thank the Deanship of Scientific Research, Qassim University for funding the publication of this project.

## Conflict of interest

The authors declare that the research was conducted in the absence of any commercial or financial relationships that could be construed as a potential conflict of interest.

## Publisher's note

All claims expressed in this article are solely those of the authors and do not necessarily represent those of their affiliated organizations, or those of the publisher, the editors and the reviewers. Any product that may be evaluated in this article, or claim that may be made by its manufacturer, is not guaranteed or endorsed by the publisher.

joule heating effect. *Powder Technol.* 338, 425–437. doi:10.1016/j.powtec.2018.07.045

Ghadikolaei, S. S., Hosseinzadeh, K., Ganji, D. D., and Hatami, M. (2018b). Fe<sub>3</sub>O<sub>4</sub>-(CH<sub>2</sub>OH)<sub>2</sub> nanofluid analysis in a porous medium under MHD radiative boundary layer and dusty fluid. *J. Mol. Liq.* 258, 172–185. doi:10.1016/j.molliq.2018.02.106

Gholinia, M., Hosseinzadeh, K., Mehrzadi, H., Ganji, D. D., and Ranjbar, A. A. (2019). Investigation of MHD Eyring–Powell fluid flow over a rotating disk under effect of homogeneous–heterogeneous reactions. *Case Stud. Therm. Eng.* 13, 100356. doi:10.1016/j.csite.2018.11.007

Goud, B. S. (2020). Heat generation/absorption influence on steady stretched permeable surface on MHD flow of a micropolar fluid through a porous medium in the presence of variable suction/injection. *Int. J. Thermofluids* 7, 100044. doi:10.1016/j.ijft.2020.100044

Goud, B. S., and Nandeppanavar, M. M. (2021). Ohmic heating and chemical reaction effect on MHD flow of micropolar fluid past a stretching surface. *Partial Differ. Equations Appl. Math.* 4, 100104. doi:10.1016/j.padiff.2021.100104

Goud, B. S., Srilatha, P., Bindu, P., and Krishna, Y. H. (2020). Radiation effect on MHD boundary layer flow due to an exponentially stretching sheet. *Adv. Math. Sci. J.* 9 (12), 10755–10761. doi:10.37418/amsj.9.12.59

Hafeez, M. B., Amin, R., Nisar, K. S., Jamshed, W., Abdel-Aty, A. H., and Khoshan, M. M. (2021). Heat transfer enhancement through nanofluids with applications in automobile radiator. *Case Stud. Therm. Eng.* 27, 101192. doi:10.1016/j.csite.2021.101192

Hanif, H., Khan, I., and Shafie, S. (2019). MHD natural convection in cadmium telluride nanofluid over a vertical cone embedded in a porous medium. *Phys. Scr.* 94 (12), 125208. doi:10.1088/1402-4896/ab36e1

Hassan, M., Ali, S., Aich, W., Khliisa, F., Ayadi, B., and Kolsi, L. (2022). Transport pattern of Non-Newtonian mass and thermal energy under two diverse flow conditions by using modified models for thermodynamics properties. *Case Stud. Therm. Eng.* 29, 101714. doi:10.1016/j.csite.2021.101714

Hassan, M., Al-Khaled, K., Khan, S. U., Tlili, I., and Chammam, W. (2021). Assessment of boundary layer for flow of non-Newtonian material induced by a moving belt with power law viscosity and thermal conductivity models. *Numer. Methods Partial Differ. Equ.*, num.22743. doi:10.1002/num.22743

- Hassan, M., El-Zahar, E. R., Khan, S. U., Rahimi-Gorji, M., and Ahmad, A. (2021). Boundary layer flow pattern of heat and mass for homogenous shear thinning hybrid-nanofluid: An experimental data base modeling. *Numer. Methods Partial Differ. Equ.* 37 (2), 1234–1249. doi:10.1002/num.22575
- Hassan, M. (2018). Impact of iron oxide particles concentration under a highly oscillating magnetic field on ferrofluid flow. *Eur. Phys. J. Plus* 133 (6), 230–234. doi:10.1140/epjp/i2018-12045-7
- Hatami, M., Hosseinzadeh, K., Domairry, G., and Behnamfar, M. T. (2014). Numerical study of MHD two-phase Couette flow analysis for fluid-particle suspension between moving parallel plates. *J. Taiwan Inst. Chem. Eng.* 45 (5), 2238–2245. doi:10.1016/j.jtice.2014.05.018
- Hayat, T., Khan, M. I., Waqas, M., Alsaedi, A., and Farooq, M. (2017). Numerical simulation for melting heat transfer and radiation effects in stagnation point flow of carbon-water nanofluid. *Comput. methods Appl. Mech. Eng.* 315, 1011–1024. doi:10.1016/j.cma.2016.11.033
- Hosseinzadeh, K., Gholinia, M., Jafari, B., Ghanbarpour, A., Olfian, H., and Ganji, D. D. (2019). Nonlinear thermal radiation and chemical reaction effects on Maxwell fluid flow with convectively heated plate in a porous medium. *Heat. Trans. Res.* 48 (2), 744–759. doi:10.1002/htj.21404
- Jamshed, W., and Aziz, A. (2018). Entropy analysis of TiO<sub>2</sub>-CuO/EG casson hybrid nanofluid via cattaneo-christov heat flux model. *Appl. Nanosci.* 08, 01–14.
- Jamshed, W., Devi, S. U., and Nisar, K. S. (2021). Single phase-based study of Ag-Cu/EO Williamson hybrid nanofluid flow over a stretching surface with shape factor. *Phys. Scr.* 96, 065202. doi:10.1088/1402-4896/abec0
- Jamshed, W., and Nisar, K. S. (2021). Computational single-phase comparative study of a Williamson nanofluid in a parabolic trough solar collector via the Keller box method. *Int. J. Energy Res.* 45 (7), 10696–10718. doi:10.1002/er.6554
- Jamshed, W., Nisar, K. S., Mohamed Isa, S. S. P., Batool, S., Abdel-Aty, A. H., and Zakarya, M. (2021). Computational case study on tangent hyperbolic hybrid nanofluid flow: Single phase thermal investigation. *Case Stud. Therm. Eng.* 27, 101246. doi:10.1016/j.csite.2021.101246
- Jamshed, W. (2021). Numerical investigation of MHD impact on maxwell nanofluid. *Int. Commun. Heat Mass Transf.* 120, 104973. doi:10.1016/j.icheatmasstransfer.2020.104973
- Khan, U. A., Ullah, B., Abdul Wahab, H., Ullah, I., Almuqrin, M. A., and Khan, I. (2022). Comparative thermal transport mechanism in Cu-H<sub>2</sub>O and Cu-Al<sub>2</sub>O<sub>3</sub>/H<sub>2</sub>O nanofluids: Numerical investigation. *Waves in Random and Complex Media*, 1–16.
- Khan, U., Ahmed, N., and Khan, I. (2022). Heat transfer evaluation in MgZn<sub>6</sub>Zr/C8H18 [(Magnesium-Zinc-Zirconium)/Engine oil] with non-linear solar thermal radiations and modified slip boundaries over 3-dimensional convectively heated surface. *Front. Energy Res.* 351.
- Khan, W. A., and Aziz, A. (2011). Double-diffusive natural convective boundary layer flow in a porous medium saturated with a nanofluid over a vertical plate: Prescribed surface heat, solute and nanoparticle fluxes. *Int. J. Therm. Sci.* 50 (11), 2154–2160. doi:10.1016/j.ijthermalsci.2011.05.022
- Khashi'ie, N. S., Arifin, N. M., Pop, I., and Wahid, N. S. (2020). Flow and heat transfer of hybrid nanofluid over a permeable shrinking cylinder with joule heating: A comparative analysis. *Alexandria Eng. J.* 59 (3), 1787–1798. doi:10.1016/j.aej.2020.04.048
- Kumar, M. A., Reddy, Y. D., Goud, B. S., and Rao, V. S. (2021). Effects of solet, dufour, hall current and rotation on MHD natural convective heat and mass transfer flow past an accelerated vertical plate through a porous medium. *Int. J. Thermofluids* 9, 100061. doi:10.1016/j.ijft.2020.100061
- Kumar, M. A., Reddy, Y. D., Rao, V. S., and Goud, B. S. (2021). Thermal radiation impact on MHD heat transfer natural convective nano fluid flow over an impulsively started vertical plate. *Case Stud. Therm. Eng.* 24, 100826. doi:10.1016/j.csite.2020.100826
- Li, Z., Sheikholeslami, M., Mittal, A. S., Shafee, A., and Haq, R. U. (2019). Nanofluid heat transfer in a porous duct in the presence of Lorentz forces using the lattice Boltzmann method. *Eur. Phys. J. Plus* 134 (1), 30.
- Maghsoodi, P., and Siavashi, M. (2019). Application of nanofluid and optimization of pore size arrangement of heterogeneous porous media to enhance mixed convection inside a two-sided lid-driven cavity. *J. Therm. Anal. Calorim.* 135 (2), 947–961. doi:10.1007/s10973-018-7335-3
- Nawaz, M., Rana, S., and Qureshi, I. H. (2018). Computational fluid dynamic simulations for dispersion of nanoparticles in a magnetohydrodynamic liquid: A galerkin finite element method. *RSC Adv.* 8 (67), 38324–38335. doi:10.1039/c8ra03825b
- Nawaz, M., Rana, S., Qureshi, I. H., and Hayat, T. (2018). Three-dimensional heat transfer in the mixture of nanoparticles and micropolar MHD plasma with Hall and ion slip effects. *AIP Adv.* 8 (10), 105109. doi:10.1063/1.5050670
- Nawaz, Y., and Shoaib Arif, M. (2019). Keller-Box shooting method and its application to nanofluid flow over convectively heated sheet with stability and convergence. *Numer. Heat. Transf. Part B Fundam.* 76 (3), 152–180. doi:10.1080/10407790.2019.1644924
- Olatundun, A. T., and Makinde, O. D. (2017). "Analysis of Blasius flow of hybrid nanofluids over a convectively heated surface," in *Defect and diffusion forum* (Trans Tech Publications Ltd), 377, 29–41.
- Pramod Kumar, P., Shankar Goud, B., and Malga, B. S. (2020). Finite element study of Soret number effects on MHD flow of Jeffrey fluid through a vertical permeable moving plate. *Partial Differ. Equ. Appl. Math.* 1, 100005. doi:10.1016/j.padiff.2020.100005
- Qureshi, M. A. (2021). Thermal capability and entropy optimization for Prandtl-Eyring hybrid nanofluid flow in solar aircraft implementation. *Alexandria Eng. J.* 61 (7), 5295–5307. doi:10.1016/j.aej.2021.10.051
- Ramzan, M., Sheikholeslami, M., Saeed, M., and Chung, J. D. (2019). On the convective heat and zero nanoparticle mass flux conditions in the flow of 3D MHD Couple Stress nanofluid over an exponentially stretched surface. *Sci. Rep.* 9 (1), 562. doi:10.1038/s41598-018-37267-2
- Rizwan, M., and Hassan, M. (2022). *Feature of metallic oxide nanoparticles in the thermal efficiency and flow structure of non-Newtonian homogeneous nanofluid: Experimental data-based mathematical approach*. *Waves in Random and Complex Media*, 1–20.
- Rohni, A. M., Ahmad, S., and Pop, I. (2012). Flow and heat transfer over an unsteady shrinking sheet with suction in nanofluids. *Int. J. Heat Mass Transf.* 55 (7–8), 1888–1895. doi:10.1016/j.ijheatmasstransfer.2011.11.042
- Sadiq, M. A., Khan, A. U., Saleem, S., and Nadeem, S. (2019). Numerical simulation of oscillatory oblique stagnation point flow of a magneto micropolar nanofluid. *RSC Adv.* 9 (9), 4751–4764. doi:10.1039/c8ra09698h
- Saleem, S., Firdous, H., Nadeem, S., and Khan, A. U. (2019). Convective heat and mass transfer in magneto Walter's B nanofluid flow induced by a rotating cone. *Arab. J. Sci. Eng.* 44 (2), 1515–1523. doi:10.1007/s13369-018-3598-z
- Saleem, S., Nadeem, S., Rashidi, M. M., and Raju, C. S. (2019). An optimal analysis of radiated nanomaterial flow with viscous dissipation and heat source. *Microsyst. Technol.* 25 (2), 683–689. doi:10.1007/s00542-018-3996-x
- Saleem, S., Shafee, A., Nawaz, M., Dara, R. N., Tlili, I., and Bonyah, E. (2019). Heat transfer in a permeable cavity filled with a ferrofluid under electric force and radiation effects. *AIP Adv.* 9 (9), 095107. doi:10.1063/1.5120439
- Shankar Goud, B., Pramod Kumar, P., and Malga, B. S. (2022). Induced magnetic field effect on MHD free convection flow in nonconducting and conducting vertical microchannel walls. *Heat. Trans.* 51 (2), 2201–2218. doi:10.1002/htj.22396
- Sheikholeslami, M., Mehryan, S. A., Shafee, A., and Sheremet, M. A. (2019a). Variable magnetic forces impact on magnetizable hybrid nanofluid heat transfer through a circular cavity. *J. Mol. Liq.* 277, 388–396. doi:10.1016/j.molliq.2018.12.104
- Sheikholeslami, M., Saleem, S., Shafee, A., Li, Z., Hayat, T., Alsaedi, A., et al. (2019b). Mesoscopic investigation for alumina nanofluid heat transfer in permeable medium influenced by Lorentz forces. *Comput. Methods Appl. Mech. Eng.* 349, 839–858.
- Sheikholeslami, M., and Zeeshan, A. (2018). Numerical simulation of Fe<sub>3</sub>O<sub>4</sub>-water nanofluid flow in a non-Darcy porous media. *Int. J. Numer. Methods Heat. Fluid Flow.* 28 (3), 641–660. doi:10.1108/hff-04-2017-0160
- Srinivasulu, T., and Goud, B. S. (2021). Effect of inclined magnetic field on flow, heat and mass transfer of Williamson nanofluid over a stretching sheet. *Case Stud. Therm. Eng.* 23, 100819. doi:10.1016/j.csite.2020.100819
- Vo, D. D., Hedayat, M., Ambreen, T., Shehzad, S. A., Sheikholeslami, M., Shafee, A., et al. (2019). Effectiveness of various shapes of Al<sub>2</sub>O<sub>3</sub> nanoparticles on the MHD convective heat transportation in porous medium. *J. Therm. Anal. Calorim.* 139, 1345–1353. doi:10.1007/s10973-019-08501-4
- Zangoee, M. R., Hosseinzadeh, K., and Ganji, D. D. (2019). Hydrothermal analysis of MHD nanofluid (TiO<sub>2</sub>-GO) flow between two radiative stretchable rotating disks using AGM. *Case Stud. Therm. Eng.* 14, 100460. doi:10.1016/j.csite.2019.100460
- Zhang, X. H., Shah, R., Saleem, S., Shah, N. A., Khan, Z. A., and Chung, J. D. (2021). Natural convection flow Maxwell fluids with generalized thermal transport and Newtonian heating. *Case Stud. Therm. Eng.* 27, 101226. doi:10.1016/j.csite.2021.101226