



OPEN

Improved finite element method for flow, heat and solute transport of Prandtl liquid via heated plate

Muhammad Bilal Hafeez¹, Marek Krawczuk¹, Wasim Jamshed^{2✉}, Hajra Kaneez³, Syed M. Hussain⁴ & El Sayed M. Tag El Din⁵

In the current study, a vertical, 3D-heated plate is used to replicate the generation of heat energy and concentration into Prandtl liquid. We discuss how Dufour and Soret theories relate to the equations for concentration and energy. In order to see how effectively particles, interact with heat and a solvent, hybrid nanoparticles are used. It does away with the phenomena of viscous dissipation and changing magnetic fields. The motivation behind the developed study is to optimize solvent and heat storage uses in the biological and industrial domains. This article's major goal is to explore the aspects of thermal energy and mass transfer that influence how nanoparticles, hybrid nanoparticles, and 3D melting surface sheets behave. Variable thermal efficiency and variable mass transfer are combined. The system of generated PDEs (difference equations) includes the concentration, velocity, and heat energy equations. The numerical calculations are done for Silver (Ag), Molybdenum Disulfide (MoS₂) nanoparticles with Ethylene glycol (C₂H₆O₂) as the base fluid using a boundary layer approach to the mathematical formulation. The system of ODEs is formulated through transformations in order to find a solution. A Galerkin finite element algorithm (G-FEA) is adopted to analyze various aspects versus different parameters. It has been found that motion into hybrid nanoparticles is reduced by motion into nanoparticles. Additionally, differences in heat energy and solvent particle sizes are associated with modifications in magnetic, Dufour, Eckert, and Soret numbers. In contrast to hybrid nanostructures, the output of thermal energy is usually observed to be substantially higher. The magnetic field parameter decreases the particle velocity. In contradiction to the Eckert number, bouncy parameter, and magnetic parameter set values, the maximum quantity of heat energy is obtained. variable thermal conductivity's function. The 3D heated vertical surface convective heat transfer of nanofluids and hybrid nanofluids under the impact of a heat source, thermal radiation, and viscous dissipation has not yet been studied, as far as the authors are aware.

Due to advancements in technology, the synthesis of solid particles of nano-size has become possible. These nanoparticles have been used in many advanced engineering applications. In this sense, transportations of heat, cooling, and thermal systems, engine oil usage, electronic devices, medical sciences, etc. are the sectors where nanofluids (fluid with nanoparticles) play a significant role. The practical direct applications of nanofluids have motivated engineers and scientists to investigate the dynamics of fluids with nanoparticles. Here, let us describe some recent and relevant investigations. For instance, Dogonchi et al.¹ discussed the simultaneous impact of thermal radiations, thermal relaxation, and dispersion of nanoparticles on heat transfer in fluid over a stretchable surface. Sadeghi et al.² analyzed the role of heat transfer in water enclosures with wavy walls. They also analyzed the impact of internal heat generation on heat transfer enhancement in natural convective flow. Nazir et al.³ modeled flow and thermal analysis in hyperbolic tangent liquid inserting hybrid nanostructures past heated plate. They adopted finite element approach to address various aspects. In a solar system that was subjected to the flow of nanoparticles, Zahra et al.⁴ studied the impacts of heat radiations heat flux. Heat transport in fluid with nanoparticles subjected to the magnetic field was explored by Sheikholeslami and Ganji⁵. Using a molecular dynamics technique, Zeeshan and Bhargav⁶ looked at how heat transport in a fluid was affected by dispersion of

¹Institute of Mechanics and Machine Design, Faculty of Mechanical Engineering and Ship Technology, Gdansk University of Technology, Narutowicza 11/12, 80-233 Gdańsk, Poland. ²Department of Mathematics, Capital University of Science and Technology (CUST), Islamabad 44000, Pakistan. ³Department of Mathematics, Institute of Space Technology, Islamabad 44000, Pakistan. ⁴Department of Mathematics, Faculty of Science, Islamic University of Madinah, Medina 42351, Saudi Arabia. ⁵Electrical Engineering, Faculty of Engineering and Technology, Future University in Egypt, New Cairo 11835, Egypt. ✉email: wasiktk@hotmail.com

MoS ₂	Ag	C ₂ H ₆ O ₂
$\rho = 4999$	$\rho = 10,490$	$\rho = 1113.5$
$C_p = 396.20$	$C_p = 235$	$C_p = 2430$
$k = 904.4$	$k = 429$	$k = 0.253$
$\beta = 2.8424 \times 10^{-5}$	$\beta = 1.89 \times 10^{-5}$	$\beta = 5.8 \times 10^{-4}$
$\sigma = 2.09 \times 10^{-5}$	$\sigma = 6.30 \times 10^7$	$\sigma = 4.3 \times 10^{-5}$

Table 1. Thermal components of ethylene glycol (C₂H₆O₂), silver (Ag), molybdenum disulfide (MoS₂).

and in the fluid. Sajjad et al.⁷ investigated how the Darcy-Forchheimer porous medium and nanoparticle affected the transmission of heat and mass in fluid across a flowing fluid.^{8–17} presented the latest updating that involve the traditional nanofluids with the features of heat and mass transmission in a different physical situation. It may be therefore stated that it becomes the universal truth that the effectiveness of thermal conductivity of fluid due to dispersion of a single kind of nanoparticles is lesser than the effectiveness of thermal conductivity of fluid due to the dispersion of hybrid nanoparticles. Therefore, the usage of hybrid nanostructures for optimized thermal enhancement of the working fluid is recommended. Due to this significant reason, several studies on this topic have been conducted. For example, Nazir et al.¹⁸ studied comparison among hybrid nanoparticles and nanomaterials in base fluid (ethylene glycol) considering Carreau Yasuda martial and thermal properties. By using a non- Fourier theory, Nazir et al.¹⁹ evaluated the impact of Williamson liquid on the latent heat and density of hybrid nanoparticles that were getting close to thermal decomposition surfaces. In their investigation of the effect of thermal radiation caused by hybrid nanoparticles on fluid between two two plates, Dogonchi et al.²⁰ investigated into the efficiency with which the fluid heat was produced. According to a study by Chamkha et al.²¹, magnetic fields, rotating barriers, and hybrid nanoparticles all have an impact on how much heat can be transferred. Masayebidarched et al.²² conducted a theoretical investigation for the heat rise in fluid using hybrid nanoparticles. References^{23–25} provide examples of similar publications that discuss the impact of hybrid nanoparticles on heat generation. Many Researchers like^{26–32} did examinations on heat enhancement of nanofluids by blending more than one kind of nanoparticles into base liquid. These examined are engaged to the effects of actual factors, for example, joule heating effect, buoyancy force, and magnetic effect on the heat enhanced of nanofluids. Researchers are recommended to concentrate on these most recent specialists as they likewise caught diverse mathematical impacts, the porosity of the medium, and extending contracting of plates in no-slip effect. Effects of Dufour and Soret were investigated in³³ under the influence of the solute's mechanism and the thermal properties of a Casson hybrid nanofluid. We observed the improvement in heat transmission caused by nanofluid applications in a car radiator. In³⁴ and analysis of considerable thermal energy production in partly ionization of hyperbolic tangent material based on ternary hybrid. For more details see Refs^{35–39}.

A thorough review of the literature finds that three-dimensional developing mode models of thermal energy and mass transfer across a heated surface that is expanding vertically while also having hybrid-Prandtl nanofluid present have not yet been addressed. Due to Soret and Dufour effects' inclusion, the mathematical model is developed as being more sophisticated. With a heat source and Joule heating phenomena, a changing magnetic field is introduced. In addition, the hybrid nanofluid has collected variable features in terms of mass diffusion and thermal conductivity. The numerical calculations are done for Silver (Ag), Molybdenum Disulfide (MoS₂) nanoparticles with Ethylene glycol (C₂H₆O₂) as the base fluid using a boundary layer approach to the mathematical formulation. A finite element simulation is used to develop complex models. Since there are several potential solutions, this new inquiry is divided into five sections. Section "Analysis of flow" presents the problem formulation. Section "Galerkin finite element algorithm: a computational approach" provides an overview of the numerical approach. Section "Results and discussion" of the report discusses the results. This study is concluded in section "Core points and conclusions".

Analysis of flow

Hybrid nanostructures with properties of heat conduction and solvent molecules in Prandtl liquid are inserted toward a heated area while being influenced by a dynamic magnetic field. A porous surface is used to examine the velocity and heat energy generated by the nanoparticles as well as the effects of Dufour and Soret when temperature variable mass transport and thermal conductivity are present. Ag an is referred to as a nanoparticle, and the composite of Ag and Cu is known as a hybrid nanostructure. Table 1 provides examples of the thermal characteristics of Ag and Cu. Figure 1 displays the general concept of the present system. It observed that the magnetic field is inserted along the y-direction, with the x-axis supposed to be in the vertical and the y-axis assumed to be in the horizontal.

Figure 2 displays the schematic chart representation of the mathematical model proposed in this study.

PDEs that characterize the issue include the following^{40–42}

$$\frac{\partial u}{\partial x} + \frac{\partial v}{\partial y} + \frac{\partial w}{\partial z} = 0, \quad (1)$$

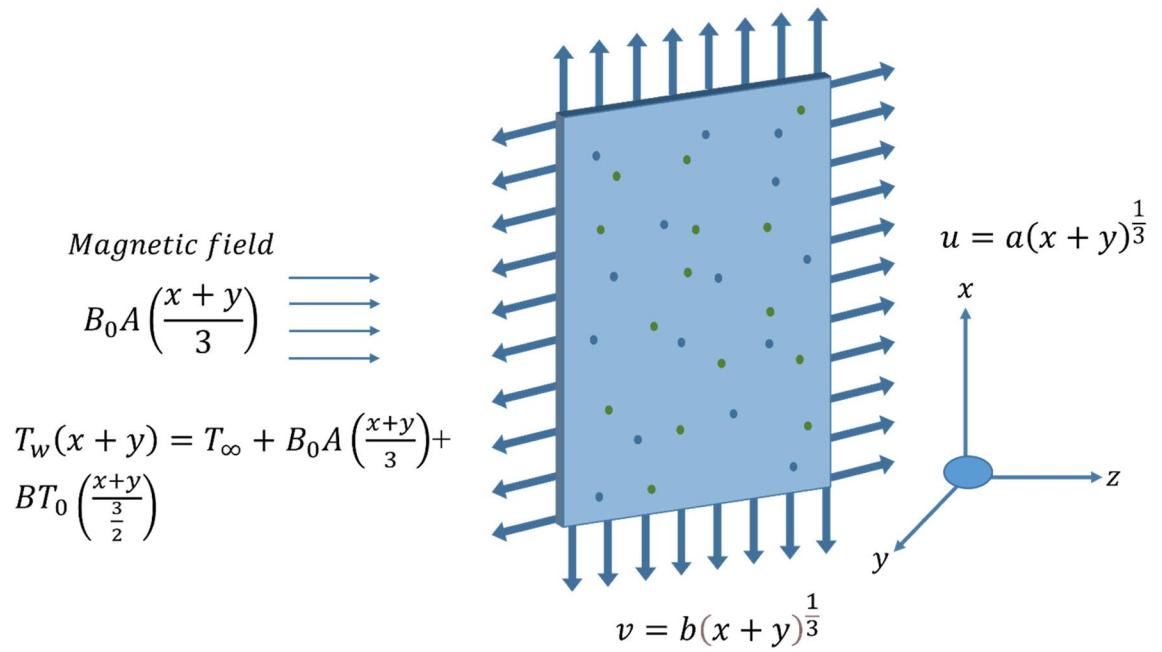


Figure 1. 3D vertical surface.

$$u \frac{\partial u}{\partial x} + v \frac{\partial u}{\partial y} + w \frac{\partial u}{\partial z} = (\beta_{hnf})_T g^*(T - T_\infty) + (\beta_{hnf})_C g^*(C - C_\infty) - \frac{\sigma_{hnf}}{\rho_{hnf}} B_o^2 A^2 (x+y)^{-\frac{2}{3}} u - \mu_{hnf} \frac{u}{K_1} + \nu_{hnf} \left[\frac{A}{C} \frac{\partial^2 u}{\partial z^2} + \frac{A}{2C^3} \frac{\partial^2 u}{\partial z^2} \left(\frac{\partial u}{\partial z} \right)^2 \right], \quad (2)$$

$$u \frac{\partial v}{\partial x} + v \frac{\partial v}{\partial y} + w \frac{\partial v}{\partial z} = \nu_{hnf} \frac{\partial^2 v}{\partial z^2} + (\beta_{hnf})_T g^*(T - T_\infty) + (\beta_{hnf})_C g^*(C - C_\infty) - \frac{\sigma_{hnf}}{\rho_{hnf}} B_o^2 A^2 (x+y)^{-\frac{2}{3}} v - \mu_{hnf} \frac{v}{K_1} + \nu_{hnf} \left[\frac{A}{C} \frac{\partial^2 v}{\partial z^2} + \frac{A}{2C^3} \frac{\partial^2 v}{\partial z^2} \left(\frac{\partial v}{\partial z} \right)^2 \right], \quad (3)$$

$$u \frac{\partial T}{\partial x} + v \frac{\partial T}{\partial y} + w \frac{\partial T}{\partial z} = \frac{1}{(\rho c_p)_{Thnf}} \frac{\partial}{\partial z} \left(K_{Thnf} (T) \frac{\partial T}{\partial z} \right) + \frac{Q_0}{(\rho c_p)_{hnf}} (T - T_\infty) + \frac{DK_T}{C_s C_p} \frac{\partial^2 C}{\partial z^2} + \frac{\sigma_{hnf} B_o^2 A^2 (x+y)^{-\frac{2}{3}}}{(\rho c_p)_{hnf}} (u^2 + v^2), \quad (4)$$

$$u \frac{\partial C}{\partial x} + v \frac{\partial C}{\partial y} + w \frac{\partial C}{\partial z} = \frac{\partial}{\partial z} \left(D_{hnf} \frac{\partial T}{\partial z} \right) + \frac{D_T}{T_\infty} \frac{\partial^2 T}{\partial z^2},$$

System of Eqs. (1)–(4) BCs are^{43,44}

$$u = U_w \left(= a(x+y)^{\frac{1}{3}} \right), v = V_w \left(= b(x+y)^{\frac{1}{3}} \right), w = 0$$

$$T = T_w \left(= cT_o(x+y)^{\frac{2}{3}} + T_\infty \right), C = C_w \left(= dC_o(x+y)^{\frac{2}{3}} + C_\infty \right) \text{ as } y = 0 \quad (5)$$

$$u = 0, v = 0, T \rightarrow T_\infty, C \rightarrow C_\infty \text{ as } y \rightarrow \infty$$

Correlations among hybrid nanostructures and nanomaterial in ethylene glycol are⁴³

$$\rho_{hnf} = [(1 - \phi_2) \{ (1 - \phi_1) \rho_f + \phi_1 \rho_{s1} \}] + \phi_2 \rho_{s2}, \rho_{nf} = (1 - \phi) \rho_f + \phi \rho_s$$

$$(\rho C_p)_{nf} = (1 - \phi) (\rho C_p)_f + \phi (\rho C_p)_s, \quad (6)$$

$$(\rho C_p)_{hnf} = [(1 - \phi_2) \{ (1 - \phi_1) (\rho C_p)_f + \phi_1 (\rho C_p)_{s1} \}] + \phi_2 (\rho C_p)_{s2}$$

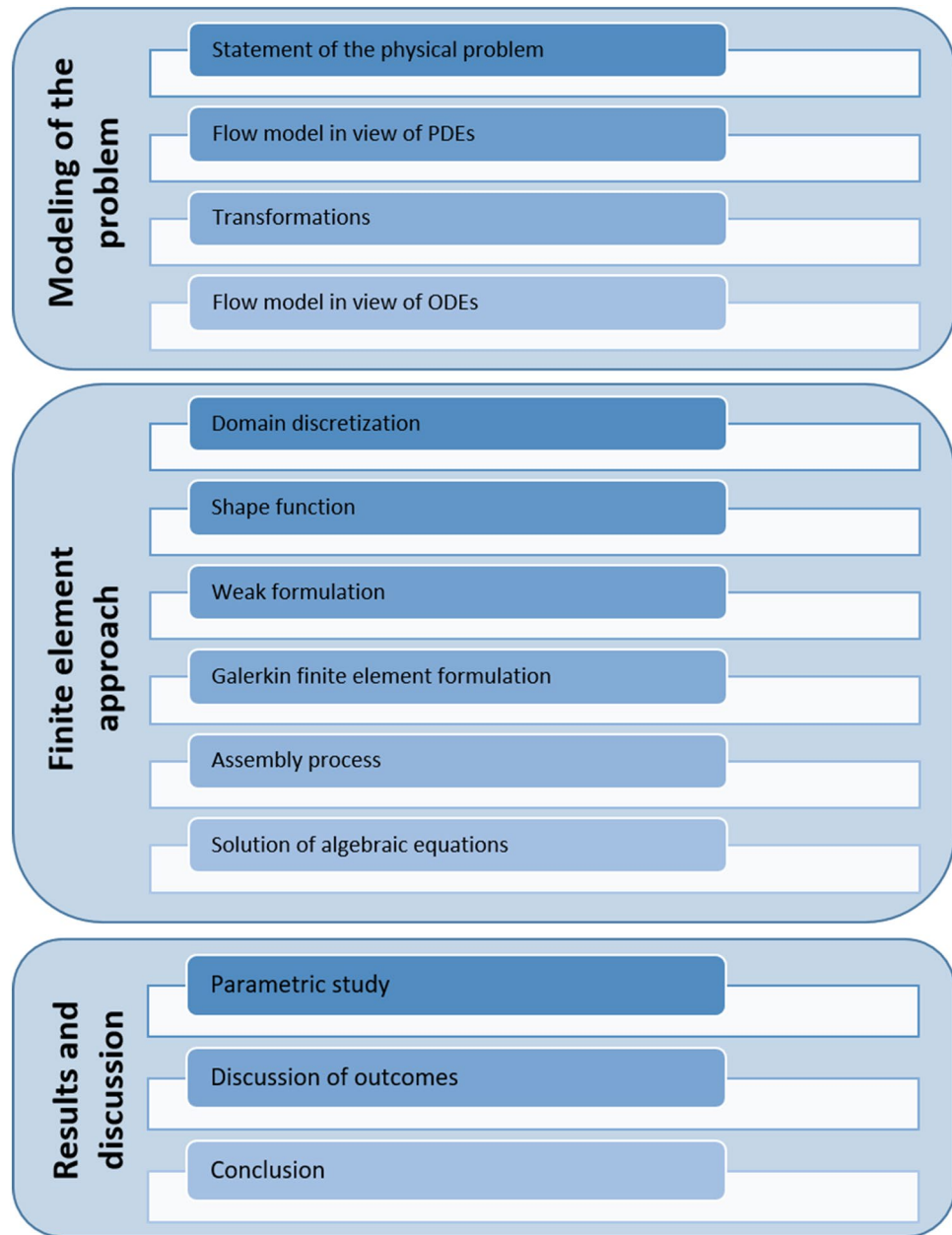


Figure 2. Flow chart of the proposed mathematical model.

$$\frac{k_{nf}}{k_f} = \left\{ \frac{k_s + (n + 1)k_f - (n - 1)\phi(k_f - k_s)}{k_s + (n - 1)k_f + \phi(k_f - k_s)} \right\}, \quad \mu_{nf} = \frac{\mu_f}{(1 - \phi)^{2.5}} \tag{7}$$

$$\mu_{hmf} = \frac{\mu_f}{(1 - \phi_2)^{2.5}(1 - \phi_1)^{2.5}}, \quad -\frac{\sigma_{hmf}}{\sigma_f} = \left(1 + \frac{3(\sigma - 1)\phi}{(\sigma + 2) - (\sigma - 1)\phi} \right)$$

$$\frac{k_{hmf}}{k_{bf}} = \left\{ \frac{k_{s2} + (n - 1)k_{bf} - (n - 1)\phi_2(k_{bf} - k_{s2})}{k_{s2} + (n - 1)k_{bf} - \phi_2(k_{bf} - k_{s2})} \right\} \tag{8}$$

$$\frac{\sigma_{hmf}}{\sigma_f} = \left(\frac{\sigma_{s2} + 2\sigma_f - 2\phi_2(\sigma_{bf} - \sigma_{s2})}{\sigma_{s2} + 2\sigma_f + \phi_2(\sigma_{bf} - \sigma_{s2})} \right)$$

Thermal conductivity and mass diffusion based on temperature are defined as⁴³

$$K_{hmf}(T) = K_{hmf} \left(1 + \varepsilon_1 \frac{T - T_\infty}{T_w - T_\infty} \right), \quad D_{hmf}(T) = K_{hmf} \left(1 + \varepsilon_2 \frac{T - T_\infty}{T_w - T_\infty} \right), \quad (9)$$

Next, the similarity transformation is⁴⁰

$$u = a(x+y)^{\frac{1}{3}}, \quad v = a(x+y)^{\frac{1}{3}}, \quad \eta = \sqrt{\frac{a}{\nu_f}}(x+y)^{-\frac{1}{3}}z, \quad (10)$$

$$w = -\sqrt{a\nu_f}(x+y)^{-\frac{1}{3}} \left(\frac{2}{3}(f+g) - \frac{1}{3}\eta(f'+g') \right), \quad \theta = \frac{T - T_\infty}{T_w - T_\infty}, \quad \phi = \frac{C - C_\infty}{C_w - C_\infty}$$

In Eqs. (1)–(5), similarity transformation is used, we have

$$\frac{\nu_{hmf}}{\nu_f} (\alpha_1 f''' + \alpha_2 f''^2 f''') - \frac{1}{3} (f' + g') f' + \frac{2}{3} (f + g) f'' + (Gr)_t \theta$$

$$+ (Gr)_c \phi - \left(\frac{\sigma_{hmf}}{\sigma_f} \right) \left(\frac{\rho_f}{\rho_{hmf}} \right) M f' - \left(\frac{\mu_{hmf}}{\mu_f} \right) K^* f' = 0 \quad (11)$$

$$f'(0) = 1, \quad f(0) = 0, \quad f'(\infty) \rightarrow 0,$$

$$\frac{\nu_{hmf}}{\nu_f} (\alpha_1 g''' + \alpha_2 g''^2 g''') - \frac{1}{3} (f' + g') g' + \frac{2}{3} (f + g) g'' + (Gr)_t \theta$$

$$+ (Gr)_c \phi - \left(\frac{\sigma_{hmf}}{\sigma_f} \right) \left(\frac{\rho_f}{\rho_{hmf}} \right) M g' - \left(\frac{\mu_{hmf}}{\mu_f} \right) K^* g' = 0 \quad (12)$$

$$g'(0) = \beta, \quad g(0) = 0, \quad g'(\infty) \rightarrow 0,$$

$$\frac{K_{hmf}}{K_f} \left[(1 + \varepsilon_1 \theta) \theta'' + \varepsilon_1 (\theta')^2 \right] + \left(\frac{(\rho c_p)_{hmf}}{(\rho c_p)_f} \right) \frac{2}{3} Pr (f + g) \theta' - \left(\frac{(\rho c_p)_{hmf}}{(\rho c_p)_f} \right) \frac{2}{3} Pr (f' + g') \theta$$

$$- Pr \beta^* \theta + \left(\frac{(\rho c_p)_{hmf}}{(\rho c_p)_f} \right) Du Pr \phi'' + \left(\frac{\sigma_{hmf}}{\sigma_f} \right) M Pr Ec (f' + g')^2 = 0 \quad (13)$$

$$\theta(0) = 1, \quad \theta(\infty) \rightarrow 0,$$

$$\frac{D_{hmf}}{D_f} \left[(1 + \varepsilon_1 \phi) \phi'' + \varepsilon_2 \phi' \theta' \right] + \frac{2}{3} Sc (f + g) \phi' - \frac{2}{3} Sc (f' + g') \phi + Sr Sc \theta'' = 0 \quad (14)$$

$$\phi(0) = 1, \quad \phi(\infty) \rightarrow 0,$$

The dimensionless numbers and defined here

$$(Gr)_t = \frac{(\beta_{hmf})_T g^* c T_0}{a^2}, \quad (Gr)_c = \frac{(\beta_{hmf})_C g^* d C_0}{a^2}, \quad M = \frac{\sigma_f B_0^2 A^2}{\rho_f a}, \quad K^* = \frac{\mu_f}{a k_1}, \quad (15)$$

$$Ec = \frac{1}{(c_p)_f} \frac{a^2}{c T_0}, \quad \beta^* = \frac{Q_0}{a (\rho c_p)_f}, \quad Du = \frac{DK_T d C_0}{C_s C_p V_f c T_0}, \quad Sc = \frac{V_f}{d_f}, \quad Sr = \frac{D_T T_0}{(T_\infty C_0) V_f}.$$

Table 1 describes the set of parameters that have been used in this investigation for practical purposes^{43,44}. Surface-based forces are described as

$$C_{fx} = \frac{\frac{\partial u}{\partial z} \Big|_{z=0}}{\rho_f (U_w)^2} = \frac{(1 - \phi_1)^{-2.5}}{(1 - \phi_2)^{2.5} (Re)^{1.5}} \left[\alpha_1 f''(0) + \alpha_2 (f'''(0))^3 \right], \quad (16)$$

$$C_{gy} = \frac{\frac{\partial v}{\partial z} \Big|_{z=0}}{\rho_f (U_w)^2} = \frac{(1 - \phi_1)^{-2.5}}{(1 - \phi_2)^{2.5} (Re)^{1.5}} \left[\alpha_1 g''(0) + \alpha_2 (g'''(0))^3 \right]. \quad (17)$$

Nusselt number is

$$Nu = - \frac{(x+y) K_{hmf} \frac{\partial T}{\partial y} \Big|_{y=0}}{k_f (T - T_\infty)} = - \frac{K_{hmf}}{k_f (Re)^{1.5}} \theta'(0), \quad (18)$$

the mass flux is

No. of elements	$f'(\frac{\eta_{max}}{2})$	$g'(\frac{\eta_{max}}{2})$	$\theta(\frac{\eta_{max}}{2})$	$\phi(\frac{\eta_{max}}{2})$
30	0.7840956617	0.003662478537	0.0036624785	0.00010687187
60	0.8208393123	0.09000953164	0.1110267939	0.00506883934
90	0.8299235799	0.002650512986	0.01342155803	0.00005691660
120	0.6909729670	0.0004285360556	0.01039153713	0.04544824477
150	0.6949838844	0.0004160495348	0.01033124362	0.04500018680
180	0.6979030185	0.0004100790678	0.01029442761	0.04477827150
210	0.7002801242	0.0004086029651	0.01027192133	0.04470747392
240	0.7023798401	0.0004105345687	0.01025902553	0.04474784442
270	0.7043301851	0.0004151139823	0.01025290562	0.04487205678
300	0.7061806472	0.0004216405675	0.01025152760	0.04505585937

Table 2. Shows a study of temperature, velocities, and concentrations using 300 elements of a grid.

$$Sh = \frac{(x+y)D_{mf} \frac{\partial C}{\partial y} \Big|_{y=0}}{D_f(C - C_\infty)} = -\frac{D_{mf}}{D_f(Re)^{1.5}} \phi'(0), \quad (19)$$

where $Re = \frac{xU_w}{\nu_f}$, the Reynolds number.

Galerkin finite element algorithm: a computational approach

The provided problem is solved using the Galerkin finite element algorithm (G-FEA). The FEMs explain the method are listed here^{45–49}. Some limitations on finite element method are listed below.

Analysis of finite elements is perceived as more complex in view of understanding rather than others numerical methods;

Finite element method can be expensive in term of computational cost as compared to other methods;

Large data is needed for mesh free analysis.

Construction of the residual equations is done.

The residual is integrated across a conventional discrete time domain component.

Stiffness matrices are generated after calculating the weighted residual integrals using by G-FEM technique.

By following the restrictions of element assembly, the nonlinear equations are modeled. Under the constraints for calculation, the linearized system is solved 10^{-3} .

Results are obtained that are grid independent after the convergence is validated. It utilizes the error analysis criterion.

$$\left| \frac{\eta^{i+1} - \eta^i}{\eta^i} \right| < 10^{-5}. \quad (20)$$

Examples of the parametric research are provided to demonstrate the effects of heat generation, porous media, mass diffusion, thermal diffusivity, the rate of heat flow and mass diffusion on the study of thermal energy and mass transfer in 3D Newtonian fluid flow. Table 2 shows 300 element mesh-free issue analysis results.

Results and discussion

To investigate the physics of the issue described in the previous part, parametric research has been presented. The fractionated finite element method is used to generate a numerical solution. Using FEM, the mathematical model for mass and thermal energy transfer in non-Newtonian flows beyond a surface with thermal and wall density gradients is numerically solved.

As yield stress is the property that prevents fluid from deforming until a specific applied stress is reached. The fluid must oppose the applied tension in order to reach the equilibrium condition, the yield stress must increase. As a result, a drop in the velocity profile (in both x and y -components) is seen (see Figs. 3 and 4). Figures 3 and 6 have indeed been produced to illustrate how fluid parameters affect velocity curves. It is noticed that fluid becomes thin versus the higher impacts of fluid parameter.

The numerous numerical experiments are run using various samples of customizable elements. The numerical experiments yield a few significant findings. It is significant to notice that solid curves are concerned with flow, heat exchange, and mass transfer in hybrid nanofluid, whereas dashed curves are connected with flows, heat exchange, and mass transfer in MoS_2 -Ag-hybrid nanofluid. Consequently, the flow in both the x - and y directions slow down (see Figs. 5 and 6). Moreover, Figs. 7 and 8 shows the parameter k^* related to the resistance of a porous media to fluid flow and how it affects how fluid particles move. These figures likewise show declining velocities. Additionally, these figures demonstrate that compared to mono nano-Casson fluid, hybrid nano-Casson fluid encounters greater resistance from the porous media. When compared to hybrid nano-Casson fluid, the mono, nano-Casson fluid has a wider viscosity region.

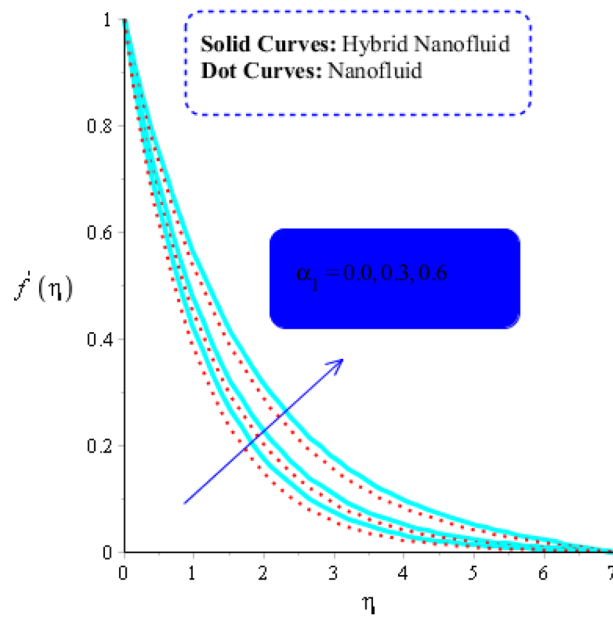


Figure 3. Influence of α_1 on f' when $(Gr)_t = 0.7$, $Pr = 3$, $Sc = 0.6$, $K^* = 0.5$, $Ec = 0.01$, $(Gr)_c = 0.5$, $M = 0.2$, $\beta^* = 0.2$, $Sr = 0.7$, and $Du = 0.2$, $Du = 0.2$, $\epsilon_1 = 0.4$, $\epsilon_2 = 0.5$, $\alpha_2 = 5.0$.

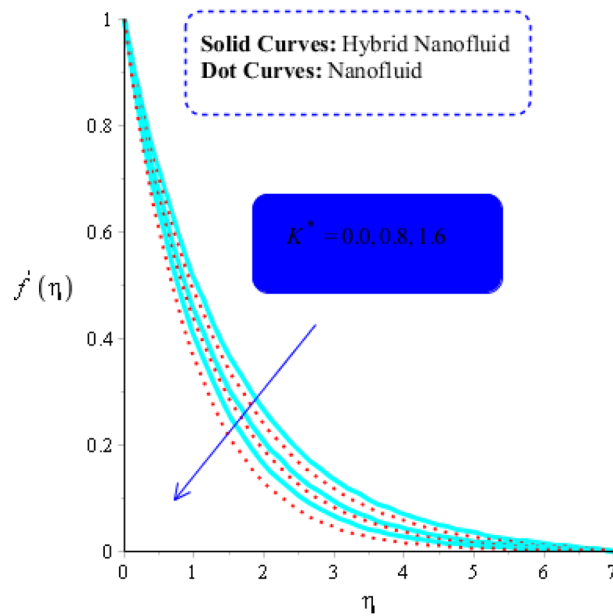


Figure 4. Impact of K^* on f' when $Gr t = 0.5$, $Pr = 4$, $Sc = 5$, $\beta = 0.2$, $Ec = 0.001$, $Gr c = 0.3$, $M = 0.5$, $\beta^* = 0.2$, $Sr = 0.1$ and $Du = 0.2$, $\epsilon_1 = 0.7$, $\epsilon_2 = 0.5$, $\alpha_1 = 0.5$, $\alpha_2 = 5.0$.

Fluid flow versus the magnetic field's function. The magnetic field and the Lorentz force are directly related. The evolution of M can be used to calculate the Lorentz force's influence on flow. The adverse impact of the Lorentz force increases with increasing values of M . As a result, the Lorentz force causes flow to slow down. (See Figs. 7 and 8). As a result, change in the magnetic field is used to reduce boundary layer thickness (the intensity of applied). The Lorentz force for the flow of MoS_2 -Ag-hybrid nanofluid is also reported to be greater than the Lorentz force for the flow of MoS_2 -nanofluid.

Temperature field in relation to changes in key model parameters. For both MoS_2 and Ag nanofluid, the effects of M , Ec , Pr , β^* , and Du , $(Gr)_t$, versus thermal energy are studied. Figures 9 through 13 demonstrate the observed influence of these parameters, accordingly. The Dufour number refers to the input variable

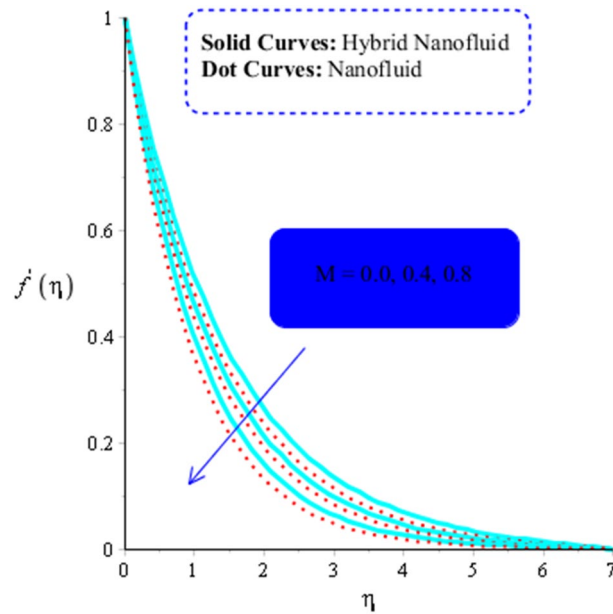


Figure 5. Impact of M on f' , $(Gr)_t = 0.7, Pr = 8, Sc = 5, \beta = 0.2, Ec = 0.1, (Gr)_c = 0.5, K^* = 0.1, \beta^* = 0.2, Sr = 0.1,$ and $Du = 0.2, \varepsilon_1 = 0.3, \varepsilon_2 = 0.7, \alpha_1 = 0.5, \alpha_2 = 3.0.$

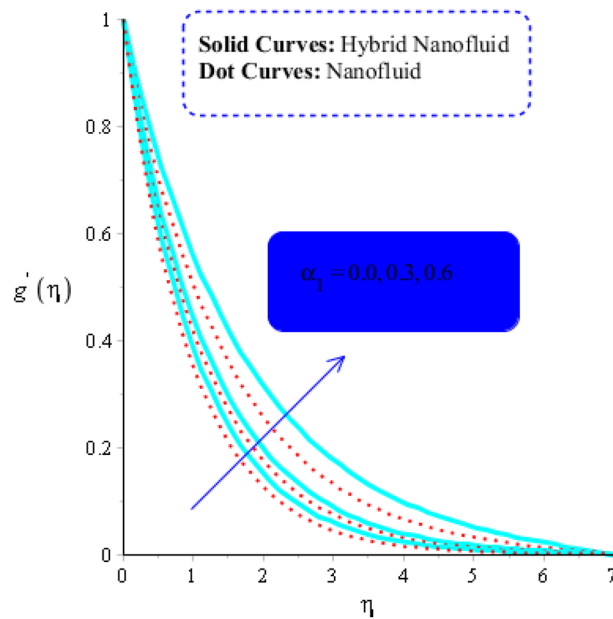


Figure 6. Impact of α_1 on g' when $(Gr)_t = 0.5, Pr = 5, Sc = 5, K^* = 0.1, Ec = 0.001, (Gr)_c = 0.7, M = 0.5, \beta^* = 0.2, Sr = 0.1,$ and $Du = 0.2, Du = 0.2, \varepsilon_1 = 0.3, \varepsilon_2 = 0.5, \alpha_2 = 3.0.$

Du . When transcript of heat energy resulting from gradient of concentration is taken into account it shows in the non—dimensional the energy equation's form. The heat transport is examined due to compositional variations brought on by nanoparticles and soluble compounds distributed throughout the fluid. Figure 9 illustrates how Du affects the temperature of MoS_2 -nanofluid and MoS_2 -Ag-hybrid nanofluid. As a factor of Du , the temperature of both types of fluids tends to rise.

As a function of Du , the temperature of the both types of fluids tend to rise. Du has less of an impact on the temperature of MoS_2 -nanofluid than it does on the temperature of MoS_2 -Ag-hybrid nanofluid. Figure 10 depicts the effects of fluid particles on the temperature of MoS_2 -Ag-hybrid nanofluid. When the flow is enhanced by a positive drag force, the situation is $(Gr)_c > 0$. If buoyancy force is negative, however, as it is in the situation in $(Gr)_t < 0$, the flow is referred to as opposed flow. The Heat and mass transfer effect occurs when heat is produced

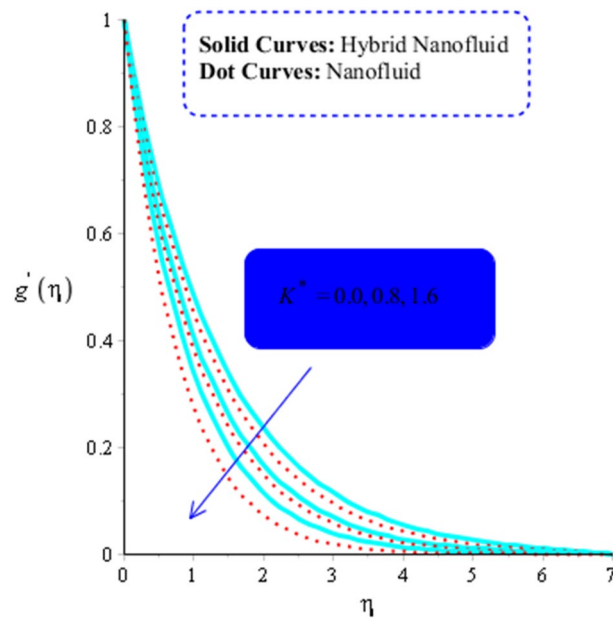


Figure 7. Impact of K^* on g' when $(Gr)_t = 0.5$, $Pr = 5$, $Sc = 5$, $\beta = 0.2$, $Ec = 3$, $(Gr)_c = 0.3$, $M = 0.5$, $\beta^* = 0.2$, $Sr = 0.1$, $Du = 0.8$, $\varepsilon_1 = 0.3$, $\varepsilon_2 = 0.3$, $\alpha_1 = 0.5$, $\alpha_2 = 3.0$.

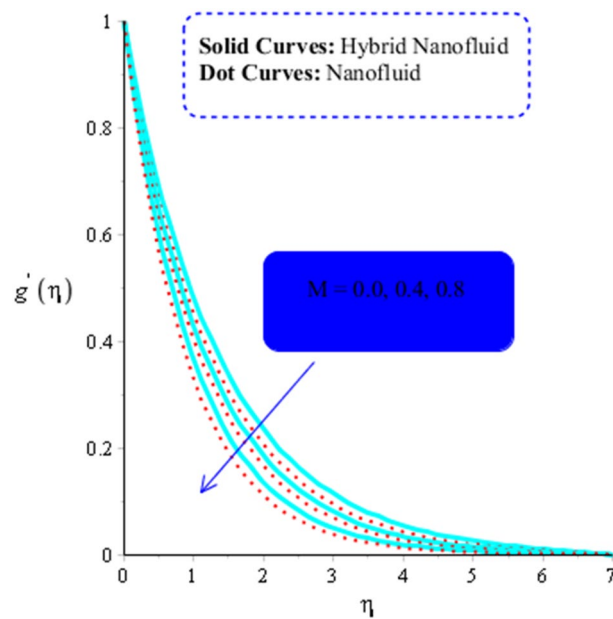


Figure 8. Impact of M on g' , $(Gr)_t = 0.5$, $Pr = 4$, $Sc = 5$, $\beta = 0.2$, $Ec = 0.001$, $(Gr)_c = 0.3$, $K^* = 0.1$, $\beta^* = 0.2$, $Sr = 0.1$, and $Du = 0.2$, $Du = 0.2$, $\varepsilon_1 = 0.3$, $\varepsilon_2 = 0.5$, $\alpha_1 = 0.5$, $\alpha_2 = 3.0$.

during conversion and is added to a medium, such as fluid. Consequently, Fig. 11 displays the temperature as a result of Joule heating. Additionally, it is found that the hybrid nanofluid exhibits a stronger Joule heating phenomena than the MoS_2 does (mono-fluid). Additionally, the parameter β^* arises as a result of the energy equation's energy equation's heat generation part not being dimensioned. The fluid absorbs the heat that is produced, which raises the fluid's temperature. Figure 12 provides evidence to support this observation. The temperature of fluids considerably increases as a result of fluid motion (nanofluid and MoS_2 -Ag-hybrid nanofluid). Simulations reveal that the fluid velocity in the MoS_2 is larger than that in the MoS_2 -Ag-hybrid nanofluid. These findings are evident from Fig. 13.

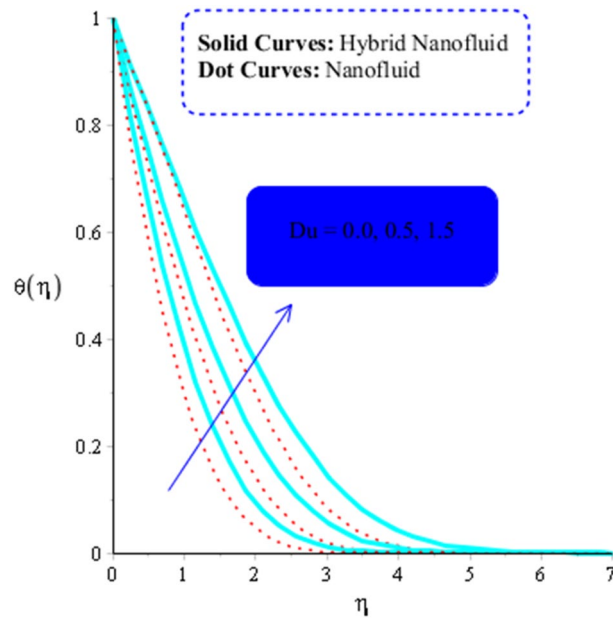


Figure 9. Influence of Du on θ when $(Gr)_t = 5$, $Pr = 7$, $Sc = 0.4$, $\beta = 0.2$, $Ec = 0.001$, $(Gr)_c = 0.3$, $K^* = 0.1$, $\beta^* = 0.2$, $Sr = 0.1$, $M = 0.5$, $Du = 0.2$, $\varepsilon_1 = 0.3$, $\varepsilon_2 = 0.5$, $\alpha_1 = 0.5$, $\alpha_2 = 3.0$.

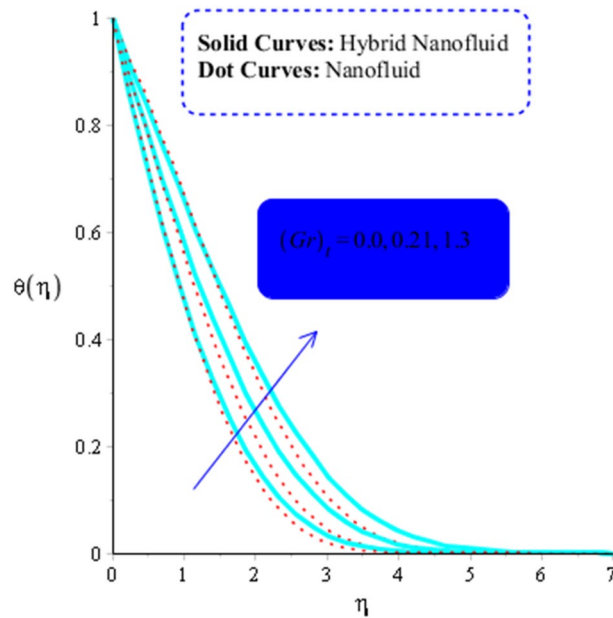


Figure 10. Impact of $(Gr)_t$ on θ when $Du = 0.3$, $Pr = 4$, $Sc = 5$, $\beta = 0.7$, $Ec = 0.01$, $(Gr)_c = 0.3$, $K^* = 0.1$, $\beta^* = 0.2$, $Sr = 0.1$, $M = 0.5$, $Du = 0.2$, $\varepsilon_1 = 0.3$, $\varepsilon_2 = 0.5$, $\alpha_1 = 0.7$, $\alpha_2 = 3.0$.

Role of mass diffusion. The parameters Sr , $(Gr)_c$, and Sc , respectively, determine the impact of temperature gradient, Buoyancy force due to concentrations difference and diffusion coefficient on concentration field. Their influence on concentrations can be seen from Figs. 14, 15 and 16. Hence an increasing effect of Sr and $(Gr)_c$ can be noticed in Figs. 14 and 15. On the other hand, concentration field decreases as a function Sc (Fig. 16).

Mass flux, heat transfer rate, and wall shear stresses. Investigations are conducted into the relationship between numerical data on wall stresses in the x and y directions, wall heat transfer rate, and wall mass flow rate for both fluids, MoS_2 -fluid (mono nanofluid) and MoS_2 -Ag-fluid (hybrid nanofluid) (see Table 3). Table 3 provides an overview of the numerical results. The k^* appears to be negatively correlated with the number of voids in the porous medium. As a result, the stress (or resistive force) per unit area rises. Wall shear stresses are therefore increasing functions of k^* in both the x and y directions. Both the mass-flux and the temperature gra-

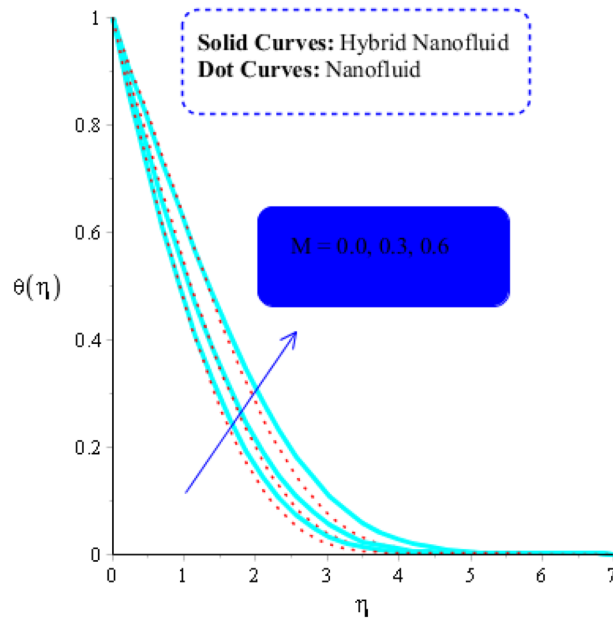


Figure 11. Impact of M on θ when $Du = 0.2$, $Pr = 4$, $Sc = 5$, $\beta = 0.2$, $Ec = 0.001$, $(Gr)_c = 0.3$, $K^* = 0.1$, $\beta^* = 0.2$, $Sr = 0.1$, $(Gr)_t = 0.5$, $Du = 0.2$, $\varepsilon_1 = 0.3$, $\varepsilon_2 = 0.5$, $\alpha_1 = 0.5$, $\alpha_2 = 3.0$.

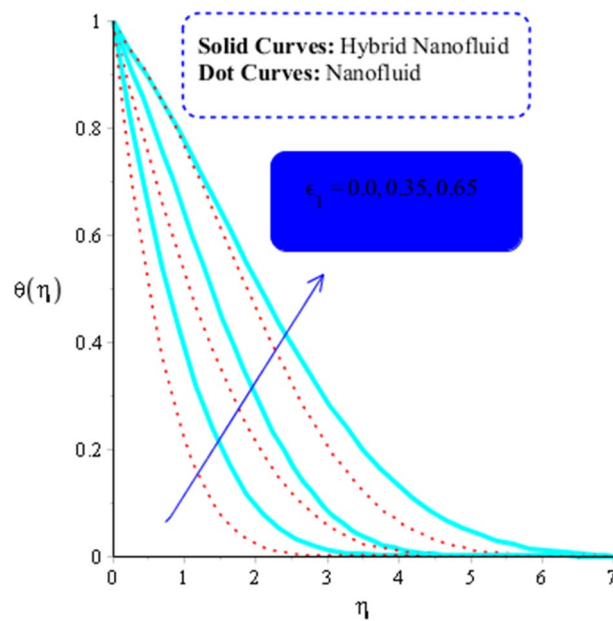


Figure 12. Influence of ε_1 on θ when $Du = 0.2$, $M = 0.5$, $Sc = 5$, $\beta = 0.2$, $Ec = 0.001$, $(Gr)_c = 0.3$, $K^* = 0.1$, $Pr = 4$, $Sr = 0.1$, $(Gr)_t = 0.5$, $Du = 0.2$, $\varepsilon_2 = 0.5$, $\alpha_1 = 0.5$, $\alpha_2 = 3.0$.

dient are diminishing effects of k^* . Additionally, it has been found that increasing Du causes an increase in wall shear stress. However, a surge in the wall mass transfer coefficient against Du is observed. Lastly, Sr determines the temperature difference on solute particles, and an increase in Sr causes a reduction in wall shear stress. For Sc , the opposite tendency is shown.

Core points and conclusions

The vertical 3D melting interface is used to characterize the thermal energy and mass transport characteristics that have a substantial impact on nanoparticles and hybrid nanoparticles. On a Newtonian fluid, the cumulative effects of heat transfer, a porous medium, heat gradient, rates of mass transport, and heat conduction are considered. Along with the phenomenon of heat generation, non-Furrier's law is used in the energy equation.



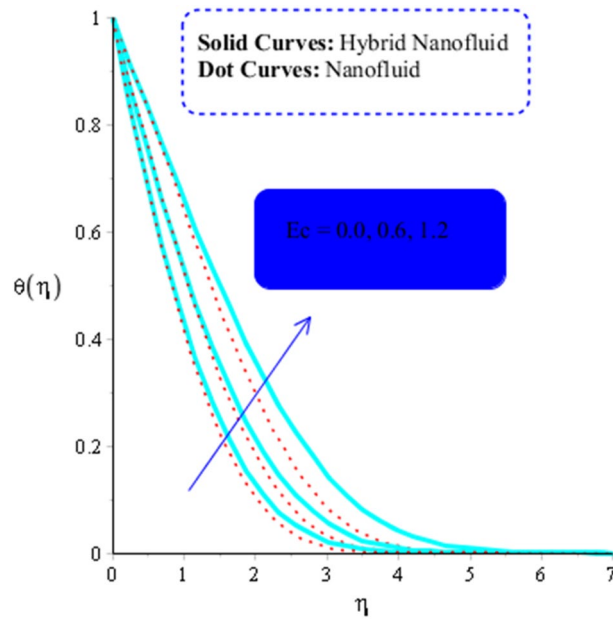


Figure 13. Influence of Ec on θ when $Du = 0.1, M = 0.2, Sc = 5, Pr = 4, (Gr)_c = 0.3, K^* = 0.1, \beta^* = 0.2, Sr = 0.1, (Gr)_t = 0.5, Du = 0.2, \varepsilon_1 = 0.3, \varepsilon_2 = 0.5, \alpha_1 = 0.5, \alpha_2 = 3.0$.

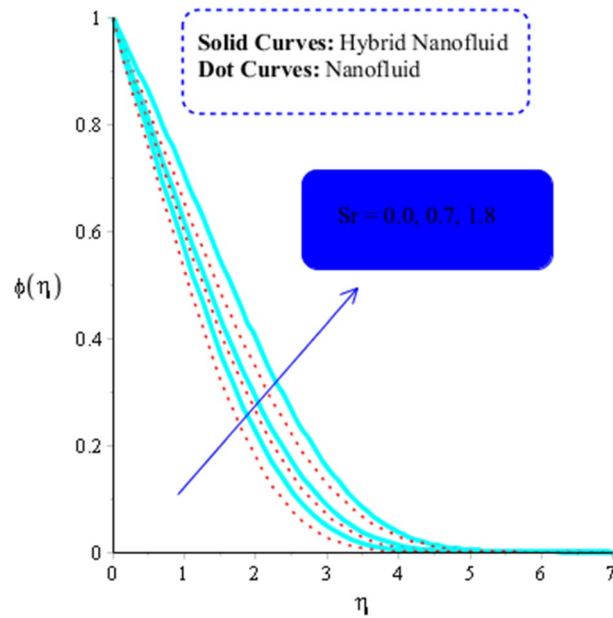


Figure 14. Influence of Sr on ϕ when $Du = 0.2, M = 0.5, Sc = 5, Pr = 4, (Gr)_c = 0.3, K^* = 0.1, \beta^* = 0.2, Ec = 0.001, \text{ and } (Gr)_t = 0.5, Du = 0.2, \varepsilon_1 = 0.3, \varepsilon_2 = 0.5, \alpha_1 = 0.5, \alpha_2 = 3.0$.

To determine numerical and graphical results related to velocity and temperature by different factors, G-FEA (Galerkin finite element algorithm) is used. The following is a list of the study’s principal conclusions:

- Convergence study is tested observing by 300 elements;
- Approach of Hybrid nanoparticles is estimated as efficient to achieve maximum production of energy into fluidic particles as compared for nanofluid;
- The magnetic field parameter slows down particle velocity;
- As thermal energy reaches its maximum, in contrast to the given values of the Eckert number, bouncy forces, and magnetic parameter.
- Role of variable thermal conductivity number rises growth of heat energy;

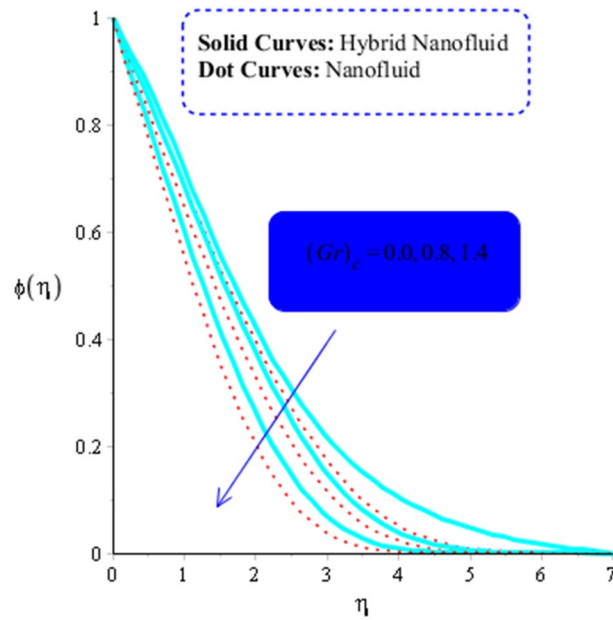


Figure 15. Influence of $(Gr)_c$ on ϕ when $Du = 0.4, M = 0.6, Sr = 0.1, Pr = 5, Sc = 0.03, K^* = 0.1, \beta^* = 0.2, Ec = 0.001,$ and $(Gr)_t = 0.5, Du = 0.2, \varepsilon_1 = 0.3, \varepsilon_2 = 0.5, \alpha_1 = 0.5, \alpha_2 = 3.0.$

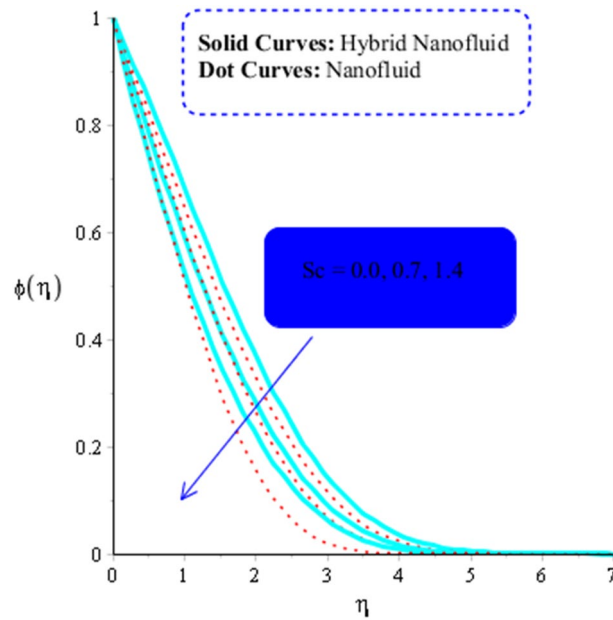


Figure 16. Influence of Sc on ϕ when $Du = 0.2, M = 0.7, Sr = 0.1, \beta = 0.2, Pr = 5, (Gr)_c = 0.3, K^* = 0.1, \beta^* = 0.2,$ and $(Gr)_t = 0.5, Du = 0.5, \varepsilon_1 = 0.3, \varepsilon_2 = 0.5, \alpha_1 = 0.5, \alpha_2 = 3.0.$

- In comparison to higher values of the heat source number, the non-Fourier's results in decreased thermal dispersion and reduced heat transfer rate.
- 300 elements are needed for mesh free analysis.

Future applications of the Galerkin finite element algorithm (G-FEA) could include a range of physical and technological difficulties^{11,50–59}. According to^{60–70}, there have been several recent advancements that explore the importance of the research domain under consideration.

	$-C_{fx}(Re)^{1.5}$	$-C_{fy}(Re)^{1.5}$	$-Nu(Re)^{1.5}$	$-Sh(Re)^{1.5}$
k*				
0.3	0.5854736654	0.4251622865	1.469615409	1.336014008
0.7	0.5908495342	0.5872447698	1.477060316	1.342782105
0.9	0.6643955706	0.594703677	1.480258693	1.376598812
Du				
0.2	0.5264339688	1.137228409	1.457396180	1.324905619
0.5	0.5042650248	1.119093231	1.424234505	1.310213186
1.3	0.5000114186	1.010257923	1.417014987	1.302740897
Sr				
0.0	0.5000114159	1.210257919	1.778926707	1.617206098
0.7	0.4856589213	1.138660768	1.726486241	1.604078401
1.6	0.4835117384	1.108346245	1.718368259	1.525789326
Sc				
0.0	0.4835117388	1.238346247	2.235444588	2.032222353
0.7	0.4835117399	1.238346247	2.563934111	2.330849192
1.5	0.4835117384	1.238346245	2.805765261	2.550695691

Table 3. Simulated physical quantizes when $Du = 0.5$, $M = 0.8$, $Sr = 0.4$, $\beta = 0.2$, $Pr = 3$, $(Gr)_c = 0.5$, $K^* = 0.2$, $\beta^* = 1.2$, $Ec = 3$, $Sc = 7$, and $(Gr)_t = 0.2$.

Data availability

This article has all the data that were created or evaluated during this investigation.

Received: 18 May 2022; Accepted: 12 September 2022

Published online: 16 November 2022

References

- Dogonchi, A. S., Chamkha, A. J., Seyyedi, S. M. & Ganji, D. D. Radiative nanofluid flow and heat transfer between parallel disks with penetrable and stretchable walls considering Cattaneo-Christov heat flux model. *Heat Transf. Asian Res.* **47**(5), 735–753 (2018).
- Sadeghi, M. S., Tayebi, T., Dogonchi, A. S., Armaghani, T., Talebizadehsardari, P. Analysis of hydrothermal characteristics of magnetic Al_2O_3 - H_2O nanofluid within a novel wavy enclosure during natural convection process considering internal heat generation. *Math. Methods Appl. Sci.* (2020).
- Nazir, U. *et al.* Inclusion of hybrid nanoparticles in hyperbolic tangent material to explore thermal transportation via finite element approach engaging Cattaneo-Christov heat flux. *PLoS ONE* **16**(8), e0256302 (2021).
- Ebrahimpour, Z., Sheikholeslami, M., Farshad, S. A., Shafee, A. Radiation heat transfer within a solar system considering nanofluid flow inside the absorber tube. *Int. J. Numer. Methods Heat Fluid Flow.* (2021).
- Sheikholeslami, M. & Ganji, D. D. Ferrofluid convective heat transfer under the influence of external magnetic source. *Alexandria Eng. J.* **57**(1), 49–60 (2018).
- Ahmed, Z., Bhargava, A. Thermal interfacial resistance and nanolayer effect on the thermal conductivity of Al_2O_3 - CO_2 nanofluid: a molecular dynamics approach (2020). arXiv preprint [arXiv:2006.12805](https://arxiv.org/abs/2006.12805).
- Saif, R. S., Hayat, T., Ellahi, R., Muhammad, T., Alsaedi, A. Darcy–Forchheimer flow of nanofluid due to a curved stretching surface. *Int. J. Numer. Methods Heat Fluid Flow.* 2018.
- Eid, M. R., Mabood, F., Mahny, K. L. On 3D Prandtl nanofluid flow with higher-order chemical reaction. *Proc. Inst. Mech. Eng. Part C: J. Mech. Eng. Sci.* (2020).
- Bejawada, S. G. *et al.* 2D mixed convection non-Darcy model with radiation effect in a nanofluid over an inclined wavy surface. *Alexandria Eng. J.* **61**, 9965–9976 (2021).
- Khentout, A., Kezzar, M., Sari, M. R., Ismail, T., Tich, M. S. T., Boutelba, S., & Eid, M. R. The electrical magnetohydrodynamic (MHD) and shape factor impacts in a mixture fluid suspended by hybrid nanoparticles between non-parallel plates. *Proc. Inst. Mech. Eng. Part E: J. Process Mech. Eng.* (2021).
- Jamshed, W. *et al.* Thermal growth in solar water pump using Prandtl-Eyring hybrid nanofluid: a solar energy application. *Sci. Rep.* **11**, 18704 (2021).
- Eid, M. R., Mahny, K. L. & Al-Hossainy, A. F. Homogeneous-heterogeneous catalysis on electromagnetic radiative Prandtl fluid flow: Darcy-Forchheimer substance scheme. *Surf. Interfaces* **24**, 101119 (2021).
- Jamshed, W., Safdar, R., Brahmia, A., Alanazi, A. K., Abo-Dief, H. M., Eid, M. R. Numerical simulations of environmental energy features in solar pump application by using hybrid nanofluid flow: prandtl-eyring case. *Energy Environ.*, pp. 1–44 (2021).
- Sajid, T. *et al.* Impact of gold nanoparticles along with Maxwell velocity and Smoluchowski temperature slip boundary conditions on fluid flow: sutterby model. *Chin. J. Phys.* **77**, 1387–1404 (2022).
- Jamshed, W. *et al.* Entropy amplified solitary phase relative probe on engine oil based hybrid nanofluid. *Chin. J. Phys.* **77**, 1654–1681 (2022).
- Rahman, M., Ferdows, M., Shamshuddin, M. D., Koulali, A., & Eid, M. R. Aiding (opponent) flow of hybrid copper–aluminum oxide nanofluid towards an exponentially extending (lessening) sheet with thermal radiation and heat source (sink) impact. *J. Petrol. Sci. Eng.* **215**(Part B), 110649 (2022).
- Alkathiri, A. A., Jamshed, W., Devi, S. U., Eid, S. M. R. & Bouazizi, M. L. Galerkin finite element inspection of thermal distribution of renewable solar energy in presence of binary nanofluid in parabolic trough solar collector. *Alexandria Eng. J.* **61**, 11063–11076 (2022).
- Nazir, U., Abu-Hamdeh, N. H., Nawaz, M., Alharbi, S. O. & Khan, W. Numerical study of thermal and mass enhancement in the flow of Carreau–Yasuda fluid with hybrid nanoparticles. *Case Stud. Thermal Eng.* (2021): 10125.
- Nazir, U., Sadiq, M. A., Nawaz, M. (2021) Non-Fourier thermal and mass transport in hybridnano-Williamson fluid under chemical reaction in Forchheimer porous medium. *Int. Commun. Heat Mass Transf.* (2021): 10553.

20. Dogonchi, A. S., Divsalar, K. & Ganji, D. D. Flow and heat transfer of MHD nanofluid between parallel plates in the presence of thermal radiation. *Comput. Methods Appl. Mech. Eng.* **310**, 58–76 (2016).
21. Chamkha, A. J., Dogonchi, A. S. & Ganji, D. D. Magneto-hydrodynamic flow and heat transfer of a hybrid nanofluid in a rotating system among two surfaces in the presence of thermal radiation and Joule heating. *AIP Adv.* **9**(2), 025103 (2019).
22. Mosayebidorcheh, S., Sheikholeslami, M., Hatami, M. & Ganji, D. D. Analysis of turbulent MHD Couette nanofluid flow and heat transfer using hybrid DTM–FDM. *Particuology* **26**, 95–101 (2016).
23. Sheikholeslami, M., Kataria, H. R. & Mittal, A. S. Effect of thermal diffusion and heat-generation on MHD nanofluid flow past an oscillating vertical plate through porous medium. *J. Mol. Liq.* **257**, 12–25 (2018).
24. Nazir, U., Nawaz, M., Alqarni, M. M., & Saleem, S. Finite element study of flow of partially ionised fluid containing nanoparticles. *Arab. J. Sci. Eng.* 10257–1026 (2021).
25. Sajjad, S. R., Muhammad, T., Sadia, H. & Ellahi, R. Hydromagnetic flow of Jeffrey nanofluid due to a curved stretching surface. *Physica A* **551**, 124060 (2020).
26. Khan, U., Zaib, A. & Mebarek-Oudina, F. Mixed convective magneto flow of $\text{SiO}_2\text{-MoS}_2/\text{C}_2\text{H}_6\text{O}_2$ hybrid nanoliquids through a vertical stretching/shrinking wedge: stability analysis. *Arab. J. Sci. Eng.* **45**, 9061–9073 (2020).
27. Mebarek-Oudina, F. Convective heat transfer of Titania nanofluids of different base fluids in a cylindrical annulus with a discrete heat source. *Heat Transf. Asian Res.* **48**(1), 135–147 (2019).
28. Swain, K., Mebarek-Oudina, F., Abo-Dahab, M. S. Influence of MWCNT/ Fe_3O_4 hybrid nanoparticles on an exponentially porous shrinking sheet with chemical reaction and slip boundary conditions. *J. Therm. Anal. Calorim.* (2021); 1–10.
29. Zaim, A. *et al.* Galerkin finite element analysis of magneto-hydrodynamic natural convection of Cu-water nano liquid in a baffled U-shaped enclosure. *Propuls. Power Res.* **9**(4), 383–393 (2020).
30. Marzougui, S., Bouabid, M., Mebarek-Oudina, F., Abu-Hamdeh, N., Magherbi, M., & Ramesh, K. A computational analysis of heat transport irreversibility phenomenon in a magnetized porous channel. *Int. J. Numer. Methods Heat Fluid Flow* (2020).
31. Fares, R., Mebarek-Oudina, F., Aissa, A., Bilal, M. S., & Öztop, F. H. Optimal entropy generation in Darcy-Forchheimer magnetized flow in a square enclosure filled with silver-based water nano liquid. *J. Therm. Anal. Calorim.* 1–11 (2021).
32. Abo-Dahab, M. S., Abdelhafez, A. M., Mebarek-Oudina, F., & Bilal, M. S. MHD Casson nanofluid flow over nonlinearly heated porous medium in presence of extending surface effect with suction/injection. *Indian J. Phys.* 1–15 (2021).
33. Hafeez, M. B., Sumelka, W., Nazir, U., Ahmad, H. & Aska, S. Mechanism of solute and thermal characteristics in a casson hybrid nanofluid based with ethylene glycol influenced by sores and dufour effects. *Energies* **14**(20), 6818 (2021).
34. Hafeez, M. *et al.* Heat transfer enhancement through nanofluids with applications in an automobile radiator. *Case Stud. Therm. Eng.* **27**, 101192 (2021).
35. Akgül, A., Cordero, A. & Torregrosa, J. R. Solutions of fractional gas dynamics equation by a new technique. *Math. Methods Appl. Sci.* **43**(3), 1349–1358 (2019).
36. Akgül, A. A novel method for a fractional derivative with non-local and non-singular kernel. *Chaos Solitons Fract.* **114**, 478–482 (2018).
37. Iqbal, N., Akgül, A., Shah, R., Bariq, A., Al-Sawalha, M. M., & Ali, A. On solutions of fractional-order gas dynamics equation by effective techniques. *J. Funct. Spaces* (2022).
38. Bilal, S., Shah, M. I., Khan, N. Z., Akgül, A. & Nisar, K. S. Onset about non-isothermal flow of Williamson liquid over exponential surface by computing numerical simulation in perspective of Cattaneo Christov heat flux theory. *Alexandria Eng. J.* **61**(8), 6139–6150 (2022).
39. Safdar, R. *et al.* Thermal radiative mixed convection flow of MHD Maxwell nanofluid: implementation of Buongiorno's model. *Chin. J. Phys.* **77**, 1465–1478 (2022).
40. Ayub, A. *et al.* Nanoscale heat and mass transport of magnetized 3-D chemically radiative hybrid nanofluid with orthogonal/inclined magnetic field along rotating sheet. *Case Stud. Thermal Eng.* **26**, 101193 (2021).
41. Nasir, S. *et al.* Three-dimensional rotating flow of MHD single wall carbon nanotubes over a stretching sheet in presence of thermal radiation. *Appl. Nanosci.* **8**(6), 1361–1378 (2018).
42. Hayat, T. *et al.* Three-dimensional rotating flow of carbon nanotubes with Darcy-Forchheimer porous medium. *PLoS ONE* **12**(7), e0179576 (2017).
43. Hamilton, R. L. & Crosser, O. K. Thermal conductivity of heterogeneous two-component systems. *Ind. Eng. Chem. Fundam.* **1**(3), 187–191 (1962).
44. Hafeez, M. B. *et al.* Simulation of hybridized nanofluids flowing and heat transfer enhancement via 3-D vertical heated plate using finite element technique. *Sci. Rep.* **12**(1), 1–15 (2022).
45. Hayat, T. & Nawaz, M. Soret and dufour effects on the mixed convection flow of a second grade fluid subject to hall and ion-slip currents. *Int. J. Numer. Methods Fluids* **67**(9), 1073–1099 (2011).
46. Nawaz, M., Hayat, T. & Alsaedi, A. Dufour and Soret effects on MHD flow of viscous fluid between radially stretching sheets in porous medium. *Appl. Math. Mech.* **33**(11), 1403–1418 (2012).
47. Subrata, M., Shaw, S. & Shit, G. C. Fractional order model for thermochemical flow of blood with Dufour and Soret effects under magnetic and vibration environment. *Colloids Surf. B* **197**, 111395 (2021).
48. Iskandar, W., Ishak, A., & Pop, I. Dufour and Soret effects on Al_2O_3 -water nanofluid flow over a moving thin needle: Tiwari and Das model. *Int. J. Numer. Methods Heat Fluid Flow* (2020).
49. Ambreen, K., Naeem, A. S., Ellahi, R., Sait, S. M., Vafai, K. Dufour and Soret effects on Darcy-Forchheimer flow of second-grade fluid with the variable magnetic field and thermal conductivity. *Int. J. Numer. Methods Heat Fluid Flow* (2020).
50. Jamshed, W. & Aziz, A. Entropy analysis of TiO_2 -Cu/EG casson hybrid nanofluid via Cattaneo-Christov heat flux model. *Appl. Nanosci.* **08**, 01–14 (2018).
51. Jamshed, W. & Nisar, K. S. Computational single phase comparative study of Williamson nanofluid in parabolic trough solar collector via Keller box method. *Int. J. Energy Res.* **45**(7), 10696–10718 (2021).
52. Jamshed, W., Devi, S. U. & Nisar, K. S. Single phase-based study of Ag-Cu/EO Williamson hybrid nanofluid flow over a stretching surface with shape factor. *Phys. Scr.* **96**, 065202 (2021).
53. Jamshed, W., Nisar, K. S., Ibrahim, R. W., Shahzad, F. & Eid, M. R. Thermal expansion optimization in solar aircraft using tangent hyperbolic hybrid nanofluid: a solar thermal application. *J. Mater. Res. Technol.* **14**, 985–1006 (2021).
54. Jamshed, W. *et al.* Computational frame work of Cattaneo-Christov heat flux effects on Engine Oil based Williamson hybrid nanofluids: a thermal case study. *Case Stud. Therm. Eng.* **26**, 101179 (2021).
55. Jamshed, W. *et al.* Features of entropy optimization on viscous second grade nanofluid streamed with thermal radiation: a Tiwari and Das model. *Case Stud. Therm. Eng.* **27**, 101291 (2021).
56. Jamshed, W., Shahzad, F., Safdar, R., Sajid, T., Eid, M. R., Nisar, K. S. Implementing renewable solar energy in presence of Maxwell nanofluid in parabolic trough solar collector: a computational study. *Waves Random Complex Media*, 2021.
57. Jamshed, W. Finite element method in thermal characterization and streamline flow analysis of electromagnetic silver-magnesium oxide nanofluid inside grooved enclosure. *Int. Commun. Heat Mass Transf.* **130**, 105795 (2021).
58. Jamshed, W. *et al.* Thermal characterization of coolant maxwell type nanofluid flowing in parabolic trough solar collector (PTSC) used inside solar powered ship application. *Coatings* **11**(12), 1552 (2021).

59. Jamshed, W., Mohd Nasir, N. A. A., Qureshi, M. A., Shahzad, F., Banerjee, R., Eid, M. R., Nisar, K. S., Ahmad, S. Dynamical irreversible processes analysis of Poiseuille magneto-hybrid nanofluid flow in microchannel: a novel case study. *Waves Random Complex Media*; 2022.
60. Hussain, S.M., Goud, B.S., Madheshwaran, P., Jamshed, W., Pasha, A.A., Safdar, R., Arshad, M., Ibrahim, R. W., & Ahmad, M. K. Effectiveness of nonuniform heat generation (sink) and thermal characterization of a carreau fluid flowing across a nonlinear elongating cylinder: a numerical study. *ACS Omega* (2022).
61. Pasha, A. A. *et al.* Statistical analysis of viscous hybridized nanofluid flowing via Galerkin finite element technique. *Int. Commun. Heat Mass Transf.* **137**, 106244 (2022).
62. Hussain, S. M., Jamshed, W., Pasha, A. A., Adil, M. & Akram, M. Galerkin finite element solution for electromagnetic radiative impact on viscid Williamson two-phase nanofluid flow via extendable surface. *Int. Commun. Heat Mass Transf.* **137**, 106243 (2022).
63. Shahzad, F. *et al.* Thermal valuation and entropy inspection of second-grade nanoscale fluid flow over a stretching surface by applying Koo–Kleinstreuer–Li relation. *Nanotechnol. Rev.* **11**, 2061–2077 (2022).
64. Jamshed, W. *et al.* Solar energy optimization in solar-HVAC using Sutterby hybrid nanofluid with Smoluchowski temperature conditions: a solar thermal application. *Sci. Rep.* **12**, 11484 (2022).
65. Akgül, E. K. *et al.* Analysis of respiratory mechanics models with different kernels. *Open Phys.* **20**, 609–615 (2022).
66. Jamshed, W., Safdar, R., Rehman, Z., Lashin, M. M. A., Ehab, M., Moussa, M. & Rehman, A. Computational technique of thermal comparative examination of Cu and Au nanoparticles suspended in sodium alginate as Sutterby nanofluid via extending PTSC surface. *J. Appl. Biomater. Funct. Mater.* 1–20 (2022).
67. Dhange, M., Sankad, G., Safdar, R., Jamshed, W., Eid, M. R., Bhujakkanavar, U., Gouadria, S., and Chouikh, R. A mathematical model of blood flow in a stenosed artery with post-stenotic dilatation and a forced field. *Plos One* (2022).
68. Akram, M. *et al.* Irregular heat source impact on Carreau nanofluid flowing via exponential expanding cylinder: a thermal case study. *Case Stud. Thermal Eng.* **36**, 102190 (2022).
69. Shahzad, F. *et al.* Efficiency evaluation of solar water-pump using nanofluids in parabolic trough solar collector: 2nd order convergent approach. *Waves Random Complex Media* <https://doi.org/10.1080/17455030.2022.2083265> (2022).
70. Hussain, S. M., Jamshed, W., Safdar, R., Shahzad, F., Mohd Nasir, N. A. A., Ullah, I. Chemical reaction and thermal characteristics of Maxwell nanofluid flow-through solar collector as a potential solar energy cooling application: a modified Buongiorno's model. *Energy Environ.* 2022; 1–29.

Acknowledgements

Authors are grateful to the Deanship of Scientific Research, Islamic University of Madinah, Ministry of Education, KSA for supporting this research work through research project grant under Research Group Program/1/804.

Author contributions

Conceptualization: M.B.H. Formal analysis: M.K. Investigation: W.J. Methodology: W.J. & M.B.H. Software: M.B.H. Re-Graphical representation & Adding analysis of data: E.S.M.T.E.D. Writing—original draft: M.K. & M.B.H. Writing—review editing: S.M.H. Numerical process breakdown: H.K.. Re-modelling design: S.M.H. and E.S.M.T.E.D. Re-Validation: W.J. & H.K. Furthermore, all the authors equally contributed to the writing and proofreading of the paper. All authors reviewed the manuscript.

Competing interests

The authors declare no competing interests.

Additional information

Correspondence and requests for materials should be addressed to W.J.

Reprints and permissions information is available at www.nature.com/reprints.

Publisher's note Springer Nature remains neutral with regard to jurisdictional claims in published maps and institutional affiliations.



Open Access This article is licensed under a Creative Commons Attribution 4.0 International License, which permits use, sharing, adaptation, distribution and reproduction in any medium or format, as long as you give appropriate credit to the original author(s) and the source, provide a link to the Creative Commons licence, and indicate if changes were made. The images or other third party material in this article are included in the article's Creative Commons licence, unless indicated otherwise in a credit line to the material. If material is not included in the article's Creative Commons licence and your intended use is not permitted by statutory regulation or exceeds the permitted use, you will need to obtain permission directly from the copyright holder. To view a copy of this licence, visit <http://creativecommons.org/licenses/by/4.0/>.

© The Author(s) 2022