



ORIGINAL ARTICLE

Victor A. Eremeyev · Antonio Cazzani · Francesco dell'Isola

On nonlinear dilatational strain gradient elasticity

In occasion of the 65th birthday of Prof. Holm Altenbach

Received: 4 January 2021 / Accepted: 18 February 2021
© The Author(s) 2021

Abstract We call nonlinear dilatational strain gradient elasticity the theory in which the specific class of dilatational second gradient continua is considered: those whose deformation energy depends, in an objective way, on the gradient of placement and on the gradient of the determinant of the gradient of placement. It is an interesting particular case of complete Toupin–Mindlin nonlinear strain gradient elasticity: indeed, in it, the only second gradient effects are due to the inhomogeneous dilatation state of the considered deformable body. The dilatational second gradient continua are strictly related to other generalized models with scalar (one-dimensional) microstructure as those considered in poroelasticity. They could be also regarded to be the result of a kind of “solidification” of the strain gradient fluids known as Korteweg or Cahn–Hilliard fluids. Using the variational approach we derive, for dilatational second gradient continua the Euler–Lagrange equilibrium conditions in both Lagrangian and Eulerian descriptions. In particular, we show that the considered continua can support contact forces concentrated on edges but also on surface curves in the faces of piecewise orientable contact surfaces. The conditions characterizing the possible externally applicable double forces and curve forces are found and examined in detail. As a result of linearization the case of small deformations is also presented. The peculiarities of the model is illustrated through axial deformations of a thick-walled elastic tube and the propagation of dilatational waves.

Keywords Strain gradient elasticity · Dilatational elasticity · Variational principle · Poroelasticity

Communicated by Marcus Aßmus and Andreas Öchsner.

V.A.E. and F.d'I. acknowledge the support by the Russian Science Foundation under Grant 20-41-04404 issued to the Institute of Applied Mechanics of Russian Academy of Sciences.

V. A. Eremeyev (✉) · A. Cazzani
Department of Civil and Environmental Engineering and Architecture (DICAAR), University of Cagliari, Via Marengo, 2, 09123 Cagliari, Italy
E-mail: eremeyev.victor@gmail.com

V. A. Eremeyev
Faculty of Civil and Environmental Engineering, Gdańsk University of Technology, ul. Gabriela Narutowicza 11/12, 80-233 Gdańsk, Poland

V. A. Eremeyev · F. dell'Isola
Institute of Applied Mechanics of Russian Academy of Sciences, Moscow, Russia

F. dell'Isola
DICEAA and International Research Center on Mathematics and Mechanics of Complex System (M&MOCS), Università dell'Aquila, L'Aquila, Italy
E-mail: francesco.dellisola.me@gmail.com

1 Introduction

Albeit the simplified version of continuum mechanics (where deformation energy depends on the first gradient of placement, as established by Cauchy and Navier), has been the most studied, exploited and applied in Engineering and Physical sciences, already in the pioneering works by Gabrio Piola (active from 1822 to 1850) [24], which preceded Cauchy's works, it is clearly stated that it is logically possible to conceive more general continuum models. Piola, by means of a careful analysis including also a micro-macro identification procedure, did also find some solid physical motivations urging the need of considering more general continua. Piola's argument clearly establishes the properties to be verified, at micro-level, that impose the adoption, at macro-level, of deformation energies depending on higher gradients of displacement field. Among these, the most relevant seems to be:

- (i) the complexity of the geometry of the involved micro-structure and
- (ii) the sharp space variation, at the micro-scale, of the different relevant mechanical material properties, as, for instance, elastic stiffness.

It is to be yet clarified why the intuitions and the results by Piola were not continued until very recently [26]: we do not believe that the reasons reside in some lack of mathematical tools available or in the exceptional and visionary capacities shown by Piola in his works.

The second gradient continuum models were more recently revived in the effort of establishing more general models in continuum mechanics (see discussions in [8, 14, 27, 82–84]) and for giving a solid mathematical basis to the effort aimed to design novel metamaterials, see, e.g. [1, 9, 33, 34, 102]. The basic idea on which Piola based the theory of second or higher gradient of displacement field can be rather simply explained: when formulating the Principle of Virtual Work, or its particular case represented by the principle of minimum of energy in stable equilibrium configurations, one has to consider the expression of internal work (or of deformation energy) on a virtual displacement field as depending on all its gradients up to order N .

In case of elasticity, in order to generalize Cauchy models, one may assume that the deformation energy may depend on all the gradients of displacement up to order N . As a consequence all other related constitutive equations, in such generalized theories, must depend not only on the first gradient of placement, but also on all its necessary higher-order gradients. The complete study of the objectivity of deformation energy dependence on higher gradient of placement was performed already by Piola in his fundamental work [25].

After works by Korteweg [71], Cahn and Hilliard [15, 16] dealing with so-called capillary fluids, by Mindlin [87–89] and Toupin [128, 129] dealing with more general continua, including elastically deformable solids, and after the more general approaches proposed by Germain [62, 63] and Sedov [113], who considered micro-structured generalized continua, see also [39], the second gradient elasticity was discussed and enlarged in many works, e.g. [7, 12, 32, 54, 134, 138]. It has seen a remarkable growth and seems to have been accepted also by those groups of scholars who had initially doubted about its importance.

The growing interest paid to the second gradient elasticity relates to its success in modelling several emerging phenomena. A partial list of some among them can be outlined here:

- (i) the mechanical behaviour of solids and fluids at the nanoscale, see, e.g. [5, 22, 58, 65, 70, 79, 116] and the references therein, albeit it has to be yet understood in which sense the concepts of quantum mechanics or lattice dynamics are related to the continuum modelling of these specific phenomena;
- (ii) capillarity phenomena in fluids [18–20, 31, 43];
- (iii) material behaviour of multi scale media endowed with complex internal micro-architecture such as beam-lattice architected materials and novel metamaterials [2, 6, 29, 33–35, 85, 86, 91, 99, 105, 107, 120, 135].
- (iv) deformation localization phenomena and dissipation in plasticity, see, e.g. [14, 56, 57];
- (v) damage and fracture phenomena [100, 101, 103, 111, 124];
- (vi) growth of bone tissues and its effects on bone mechanical properties [60, 61, 76, 118];
- (vii) coupled electromechanical phenomena as flexoelectricity and flexomagnetism, see, e.g. [37, 46, 77, 78, 80, 132, 136] and the reference therein;

Albeit the previous list seems rather limited and definitely incomplete, it relates to the research fields that are closer to the results presented in this paper. As in the case of simple (Cauchy) continuum models, the crucial problem in material modelling remains, also for second gradient continua, the determination of material parameters to be used when describing a specific mechanical system. One should not forget, while presenting the results concerning second gradient materials, the long debate, mainly occurring in Paris between Navier, Cauchy, Poisson and Lamé, concerning the number of elastic constants to be used in linearized elasticity for



isotropic materials. This debate was concluded when George Green introduced, in the debate, the powerful tools supplied by Lagrangian Variational Principles, see [66,73].

As clearly reported by Benvenuto et al. [10] the controversy about isotropic elastic constants was not so easy to settle down, see also [125–127]. It is therefore not surprising if a similar debate was started about second gradient isotropic elasticity: an account of available results and approaches is given in [32].

In fact, the formulation of the most general possible constitutive equations for linearly elastic isotropic material in the framework of second gradient continua, as already established by Toupin and Mindlin, requires, in addition to two Lamé classical elastic moduli, the introduction of five more elastic moduli, that introduce constitutively five characteristic lengths.

Seen the initial difficulties in determining the most general form of deformation energy for second gradient continua and the difficulties in finding meaningful analytical solutions in which all the five possible characteristic length appearing in linearized models are simultaneously relevant, in the literature one finds various simplifications of second gradient continuum models, in which less independent material parameters are introduced, see, e.g. [4,123,134,138]. It has to be explicitly stated here that some authors tried to justify the study of a particular class of second gradient continua as determined by a smaller number of constitutive stiffness parameters on the basis of an application of the *lex parsimoniae* (law of parsimony) or Occam's razor, see [36, Chap. 8].

Of course this claim is not justified, in general. Of course we remember Einstein's quote "*Everything should be made as simple as possible, but not simpler*". On the other hand, one cannot hope to model a complex physical system with an oversimplified mathematical model. *Lex parsimoniae* is a logical tool to be used in choosing a postulation scheme for a mathematical model or a set of axioms for a mathematical theory. It cannot be evoked for justifying the introduction of a too simple model for a very complex physical system. If one is not able to handle a complex model, they cannot hope to forecast the behaviour of a correspondingly complex physical system. Therefore, the objections sometimes raised against second gradient models or other generalized models of continua (the claim that these theories require too (!) many material parameters) are totally unjustified from the point of view of a modeller who wants to describe complexity. These objections do not seem to be based on a clear Archimedean argument: indeed one has to choose the logical structure of a mathematical model, then they develops it mathematically and only finally finds the experimental evidence that they is capable to describe. And complex systems obviously need complex models.

As an example of such complex physical system one can consider capillary fluids [59,68]. It is now universally accepted that the capillary fluids can be described by means of second gradient fluid models, since they allow for the prediction of all main capillarity phenomena observed in classical experiments. Being rich enough, second gradient fluid models allow for the introduction of some extra essential or natural boundary conditions, are characterized by some more constitutive coefficients and therefore can predict the behaviour of capillary fluids. All the modelling efforts spent in inventing the second gradient fluid models were based on a very basic assumption: the principle of minimum of energy. A logically less important assumption was to assume that deformation energy depends only on the current mass density and on the norm of the Eulerian gradient of Eulerian density. The suitable boundary conditions to be used for second gradient fluids were determined by means of a mathematical argument (variational approach), and only at the end of the full development of the mathematical theory, it was necessary to interpret physically the introduced boundary conditions.

Never in history of science one can observe that a really successful model was formulated by recurring continuously to "physical evidence". Instead successful models are based on a set of postulates (chosen with Occam razor criterion), developed by deducing from the postulates a series of consequences and finally checking some of these consequences with experimental evidence. Only when a model is fully developed, the interpretation of all mathematical results becomes possible by using physical intuition. In [31,115], the previously described modelling process is fully described and all mathematical entities introduced in the process are fully justified when comparing the obtained prediction with the experimental evidences and with the physical phenomena occurring in capillary fluids. More specifically, in [114], the novel boundary conditions involving the normal gradient of mass density at a wall in contact with a capillary fluid is interpreted *ex novo* as a powerful predictive capacity of the introduced novel model. In fact, wettability of the wall is interpreted as the specific physical property that the novel model can describe and that was not accounted for in previous models. The boundary conditions of the normal gradient of mass density are introduced first on logical grounds and only subsequently they are physically interpreted. More recent discussion of novel boundary conditions that can be introduced in second continuum theories can be found in [21,41–43,47,50,109]. In particular, the interrelations between Toupin–Mindlin strain gradient elasticity with the surface elasticity by Gurtin–Murdoch

were analysed in [50], whereas similar comparison of surface phenomena within the lattice dynamics was provided in [51, 117].

In this paper, we discuss a particular class of second gradient models that we want to be the object of *dilatational second gradient elasticity*. The model is based on the introduction of a second energy density \mathcal{U} as a function of the placement gradient and of the gradient of its determinant.

Characterizing the place of the discussed model among others let us briefly recall constitutive relations for (hyper)elastic continua:

- Cauchy continuum (so-called *simple material*)

$$\mathcal{U}_C = \mathcal{U}_C(\mathbf{F}).$$

- Strain gradient elasticity (Toupin–Mindlin material)

$$\mathcal{U}_{TM} = \mathcal{U}_{TM}(\mathbf{F}, \nabla_x \mathbf{F}).$$

- Korteweg or Cahn–Hilliard fluid (gradient fluid)

$$\mathcal{U}_K = \mathcal{U}_K(\rho, \nabla \rho).$$

- Dilatational strain gradient elasticity

$$\mathcal{U} = \mathcal{U}(\mathbf{F}, \nabla_x \det \mathbf{F}).$$

Here, \mathbf{F} is the deformation gradient, ρ is a current mass density. The other notations have an obvious meaning: they are introduced in the next sections.

So we can state that the dilatational second gradient elasticity is a reduction in the general second gradient elasticity to the case where simple materials are behaving, only for what concerns second gradient energy dependence, as second gradient fluids. Equivalently one can regard it as an extension of the second gradient fluid model obtained by “solidifying” the first gradient part of deformation energy. Indeed, we can see that the discussed deformation energy density can be treated as a combination of energies for simple materials and second gradient fluids.

It has also to be remarked that the proposed model has also a strong relation to the so-called generalized models of continuum with scalar (one-dimensional) microstructure by Capriz [17] or Eringen [52, 53], see also [23, 64, 94, 104, 106]. So it can be used for various applications to material modelling of pressure sensitive materials as those studied in [95, 131] or to study some phenomena of phase transitions occurring in solid materials [69, 110].

In particular, the model could be used for modelling pressure induced phase transitions as it was done for second gradient fluids [30, 31, 110] but taking into account shear deformations.

The paper is organized as follows. In Sect. 2, we briefly introduce the basics of the second gradient elasticity for media undergoing finite deformations. In the general case for second gradient materials, a deformation energy density depends on two independent deformation measures that are the so called Cauchy–Green strain tensor \mathbf{C} and the third-order tensor \mathbf{K} related to the gradient of \mathbf{F} . As a particular class of nonlinear second gradient media, we focus here on the dilatational second gradient elasticity model. Within this model the deformation energy depends only on \mathbf{C} and on the gradient of the determinant of the placement gradient \mathbf{k} . The general constitutive equation in this class is presented and few classes of anisotropic materials are discussed. In Sect. 3, the comparison with strain gradient fluids is given. In Sect. 4, the linear dilatational second gradient elasticity is introduced as in [48]. The comparison of the dilatational strain gradient elasticity with other models of continua with scalar microstructure as the Cowin–Nunziato poroelasticity [23, 94] is then given. We show that the dilatational second gradient elasticity can be derived using the Lagrange multipliers technique. Using the Hamilton–Ostrogradsky variational principle, in Sect. 6, we extend the models for dynamics. Finally, we discuss linear dilatational waves and plane axial deformations of an elastic thick-walled tube in Sect. 7.

In the following, we utilize an index-free tensor calculus notation as in [44, 74, 93, 119, 133]. So vectors, second- and higher-order tensors will be denoted all by boldface symbols.

2 Dilatational strain gradient elasticity under finite deformations

2.1 Basic equations of nonlinear strain gradient elasticity

Let us consider a finite deformations of an elastic body \mathcal{B} within the strain gradient elasticity. As in nonlinear elasticity, a deformation of \mathcal{B} is described as an invertible smooth enough mapping from a given reference placement $\kappa = \kappa(\mathcal{B})$ into a current (deformed) placement $\chi = \chi(\mathcal{B})(t)$, where t is time. For a given material particle $x \in \mathcal{B}$, we denote its position vectors in κ and χ as \mathbf{X} and \mathbf{x} , respectively. So a deformation $\kappa \rightarrow \chi$ is given by

$$\mathbf{x} = \mathbf{x}(\mathbf{X}, t). \quad (1)$$

We introduce the corresponding deformation gradient \mathbf{F} and its gradient \mathbf{G} by formulae

$$\mathbf{F} = \nabla_{\mathbf{x}} \mathbf{x}, \quad \mathbf{G} = \nabla_{\mathbf{x}} \mathbf{F} = \nabla_{\mathbf{x}} \nabla_{\mathbf{x}} \mathbf{x}, \quad (2)$$

where $\nabla_{\mathbf{x}}$ is the three-dimensional (3D) nabla-operator. For example, in Cartesian coordinates X_M with corresponding unit base vectors \mathbf{i}_M , $M = 1, 2, 3$, we have

$$\nabla_{\mathbf{x}} = \mathbf{i}_M \frac{\partial}{\partial X_M}, \quad \mathbf{F} = \mathbf{i}_M \otimes \frac{\partial \mathbf{x}}{\partial X_M}, \quad \mathbf{G} = \mathbf{i}_M \otimes \mathbf{i}_N \otimes \frac{\partial^2 \mathbf{x}}{\partial X_M \partial X_N},$$

where Einstein's summation rule is adopted and \otimes denotes the dyadic product.

For a hyperelastic material there exists a strain energy density function \mathcal{U} . Let us introduce it in a general form assuming its dependence on all possible arguments

$$\mathcal{U} = \mathcal{U}(\mathbf{x}, \mathbf{F}, \mathbf{G}; \mathbf{X}). \quad (3)$$

Here, we consider dependence on \mathbf{X} for inhomogeneous materials. The principle of material frame indifference [130] states that \mathcal{U} must be invariant under changes

$$\mathbf{x} \rightarrow \mathbf{a} + \mathbf{x} \cdot \mathbf{Q}, \quad (4)$$

where \mathbf{a} and \mathbf{Q} are a constant vector and a constant orthogonal tensor, respectively, and the centred dot stands for the scalar (inner) product of two vectors. Indeed, \mathbf{a} and \mathbf{Q} may depend on t but this does not change further derivations. So we get the identity

$$\mathcal{U}(\mathbf{x}, \mathbf{F}, \mathbf{G}; \mathbf{X}) = \mathcal{U}(\mathbf{x} + \mathbf{a}, \mathbf{F} \cdot \mathbf{Q}, \mathbf{G} \cdot \mathbf{Q}; \mathbf{X}) \quad \forall \mathbf{a}, \mathbf{Q}. \quad (5)$$

From (5), it follows the standard conclusion that \mathcal{U} does not depend on \mathbf{x} , whereas dependencies on \mathbf{F} and \mathbf{G} transform into

$$\mathcal{U} = \mathcal{U}(\mathbf{F} \cdot \mathbf{F}^T, \mathbf{G} \cdot \mathbf{F}^T),$$

where for brevity we hide dependence on \mathbf{X} and T denotes a transposed tensor. Indeed, let us consider the polar decomposition of the deformation gradient [44] $\mathbf{F} = \mathbf{U} \cdot \mathbf{R}$, where $\mathbf{U} = (\mathbf{F} \cdot \mathbf{F}^T)^{1/2}$ is a symmetric second-order tensor and \mathbf{R} is an orthogonal tensor. Substituting into (5) $\mathbf{Q} = \mathbf{R}^T$, we get

$$\mathcal{U} = \mathcal{U}(\mathbf{U}, \mathbf{G} \cdot \mathbf{F}^T \cdot \mathbf{U}^{-1}),$$

see [12,44] for more details. This equation can be transformed into

$$\mathcal{U} = \mathcal{U}(\mathbf{C}, \mathbf{K}), \quad \mathbf{C} = \mathbf{U}^2 = \mathbf{F} \cdot \mathbf{F}^T, \quad \mathbf{K} = \mathbf{G} \cdot \mathbf{F}^T. \quad (6)$$

where \mathbf{C} is the Cauchy–Green strain tensor, and \mathbf{K} is the third-order tensor which is the second Lagrangian strain measure in the nonlinear strain gradient elasticity. Note that we keep the same notation \mathcal{U} for different functions. Another form of the constitutive equation as

$$\mathcal{U} = \mathcal{U}(\mathbf{C}, \nabla_{\mathbf{x}} \mathbf{C})$$

was discussed in [32]. Reiher and Bertram [108] also used another Lagrangian strain measure defined as follows:

$$\tilde{\mathbf{K}} = \mathbf{G} \cdot \mathbf{F}^{-1}, \quad (7)$$

so the constitutive equation takes the form

$$\mathcal{U} = \mathcal{U}(\mathbf{C}, \tilde{\mathbf{K}}).$$

In the framework of the strain gradient elasticity, the equilibrium equation can be derived using the Lagrange variational principle as in [8,43,44], see also ‘‘Appendix’’. The Lagrangian equilibrium equations takes the form [44]

$$\nabla_{\mathcal{X}} \cdot \mathbf{T}_{\mathcal{X}} + \rho_{\mathcal{X}} \mathbf{f} = \mathbf{0}, \quad (8)$$

where $\rho_{\mathcal{X}}$ is the mass density in \mathcal{X} , \mathbf{f} is a vector of mass forces, and $\mathbf{T}_{\mathcal{X}}$ is the total stress tensor of the first Piola–Kirchhoff-type. It is given by

$$\begin{aligned} \mathbf{T}_{\mathcal{X}} &= \mathbf{P}_{\mathcal{X}} - \nabla_{\mathcal{X}} \cdot \mathbf{M}_{\mathcal{X}}, \\ \mathbf{P}_{\mathcal{X}} &= \frac{\partial \mathcal{U}}{\partial \mathbf{F}}, \quad \mathbf{M}_{\mathcal{X}} = \frac{\partial \mathcal{U}}{\partial \mathbf{G}}, \end{aligned} \quad (9)$$

where $\mathbf{P}_{\mathcal{X}}$ is the first Piola–Kirchhoff stress tensor and $\mathbf{M}_{\mathcal{X}}$ is the first Piola–Kirchhoff hyperstress tensor, which is a third-order tensor. Note that by its definition $\mathbf{M}_{\mathcal{X}}$ has the same symmetry as $\mathbf{G} = \nabla_{\mathcal{X}} \nabla_{\mathcal{X}} \mathbf{x}$. Introducing the transposition with respect the first two indices of a third-order tensor, we denote this symmetry as $\mathbf{G}^{T(1,2)} = \mathbf{G}$, $\mathbf{M}_{\mathcal{X}}^{T(1,2)} = \mathbf{M}_{\mathcal{X}}$. For example, for a triad, we have

$$(\mathbf{a} \otimes \mathbf{b} \otimes \mathbf{c})^{T(1,2)} = \mathbf{b} \otimes \mathbf{a} \otimes \mathbf{c}.$$

So as an example of such third-order tensor, we can consider $(\mathbf{a} \otimes \mathbf{b} + \mathbf{b} \otimes \mathbf{a}) \otimes \mathbf{c}$.

Let $A = \partial V$ be the boundary of a domain V which is occupied by \mathcal{B} in \mathcal{X} . In what follows, we assume that A consists of a finite number of smooth faces A_j separated by edges L_m , where normal \mathbf{N} undergoes a discontinuity jump or where external line forces are applied, see Fig. 1. The corresponding natural (static) boundary conditions on $A = \cup_j A_j$ have the form

$$\mathbf{N} \cdot \mathbf{T}_{\mathcal{X}} - 2H\mathbf{N} \cdot (\mathbf{N} \cdot \mathbf{M}_{\mathcal{X}}) - \nabla_S \cdot (\mathbf{N} \cdot \mathbf{M}_{\mathcal{X}}) = \mathbf{t}, \quad (11)$$

$$\mathbf{N} \cdot (\mathbf{N} \cdot \mathbf{M}_{\mathcal{X}}) = \mathbf{c}, \quad (12)$$

where \mathbf{N} is the vector of unit outward normal to the boundary ∂V , $H = -\frac{1}{2} \nabla_S \cdot \mathbf{N}$ is the mean curvature of ∂V , ∇_S is the surface nabla-operator defined as

$$\nabla_S = (\mathbf{1} - \mathbf{N} \otimes \mathbf{N}) \cdot \nabla_{\mathcal{X}},$$

$\mathbf{1}$ is the 3D unit tensor, \mathbf{t} is a vector of the surface traction, and \mathbf{c} is a vector of external double forces, see [44, pp. 288–293] for details.

Using (12), we can simplify (11). Indeed, substituting (12) into (11), we get

$$\mathbf{N} \cdot \mathbf{T}_{\mathcal{X}} - \nabla_S \cdot (\mathbf{N} \cdot \mathbf{M}_{\mathcal{X}}) = \mathbf{t} + 2H\mathbf{c}. \quad (13)$$

This means that for a curved boundary ($H \neq 0$), a surface double force contributes to an external surface traction.

Unlike nonlinear elasticity of simple materials, we get also non-trivial boundary conditions along edges. Let L_m be an edge between faces A_+ and A_- . Then, we have

$$\mathbf{v}_+ \cdot (\mathbf{N} \cdot \mathbf{M}_{\mathcal{X}})_+ + \mathbf{v}_- \cdot (\mathbf{N} \cdot \mathbf{M}_{\mathcal{X}})_- - \mathbf{t}_m = \mathbf{0}, \quad (14)$$

where \mathbf{t}_m is a vector of external edge forces defined along edges, \mathbf{N}_{\pm} are normal vectors to A_{\pm} , and \mathbf{v}_{\pm} are vectors of unit outward normals to L_m lying in the tangent plane to A_{\pm} , see Fig. 2.

Let us notice that in the strain gradient elasticity external line forces are admissible, so we can also assign (14) to any surface curve L on ∂V . In this case, we have that $\mathbf{N}_{\pm} = \mathbf{N}$ and $\mathbf{v}_+ = -\mathbf{v}_- = \mathbf{v}$, so we transform (14) into a jump compatibility condition

$$\mathbf{v} \cdot (\mathbf{N} \cdot \mathbf{M}_{\mathcal{X}+}) - \mathbf{v} \cdot (\mathbf{N} \cdot \mathbf{M}_{\mathcal{X}-}) - \mathbf{q} = \mathbf{0}, \quad (15)$$

where \mathbf{q} is a vector of line forces given along L .

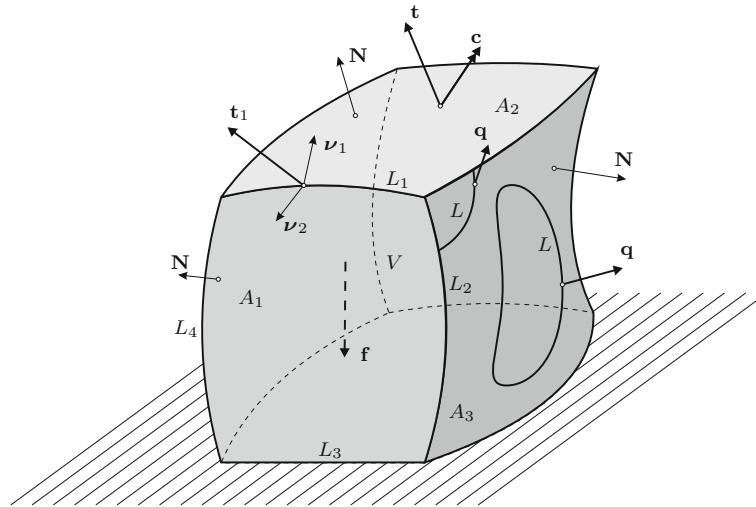


Fig. 1 Domain V in the reference placement κ with faces A_k and edges L_m

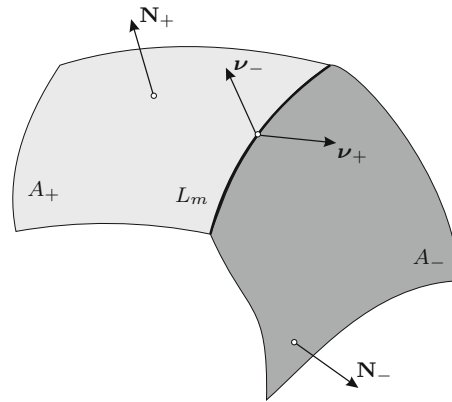


Fig. 2 Two faces A_{\pm} with common boundary L_m

The boundary-value problem (8), (11), (12), and (14) can be also transformed using the Eulerian description. First, we introduce the Cauchy-type total stress tensor \mathbf{T} by the relation

$$\mathbf{T} = J^{-1} \mathbf{F}^T \cdot \mathbf{T}_{\kappa}, \quad J = \det \mathbf{F}. \quad (16)$$

Using Piola's identities

$$\nabla_{\kappa} \cdot (J \mathbf{F}^{-T}) = \mathbf{0}, \quad \nabla \cdot (J^{-1} \mathbf{F}^T) = \mathbf{0}, \quad (17)$$

one can easily prove that for any tensor-valued field \mathbf{T} , we have

$$J^{-1} \nabla_{\kappa} \cdot \mathbf{T} = \nabla \cdot (J \mathbf{F}^{-T} \cdot \mathbf{T}), \quad (18)$$

where ∇ is the nabla-operator in χ related to ∇_{κ} by

$$\mathbf{F} \cdot \nabla = \nabla_{\kappa}. \quad (19)$$

For example, in Cartesian coordinates x_k with corresponding base vectors \mathbf{i}_k it has the form

$$\nabla = \mathbf{i}_k \frac{\partial}{\partial x_k}.$$

Using (18), we transform (8) into

$$\nabla \cdot \mathbf{T} + \rho \mathbf{f} = \mathbf{0}, \quad (20)$$

where $\rho = J^{-1}\rho_\chi$ is a mass density in the current placement χ .

Similarly to (16), we introduce the Cauchy stress tensor

$$\mathbf{P} = J^{-1}\mathbf{F}^T \cdot \mathbf{P}_\chi. \quad (21)$$

As \mathbf{M}_χ is a third-order tensor, its transformation into Cauchy form is more complex. First, we introduce the Rayleigh product $*$ for dyads and triads as follows:

$$\begin{aligned} \mathbf{Q} * (\mathbf{a} \otimes \mathbf{b}) &= (\mathbf{Q} \cdot \mathbf{a}) \otimes (\mathbf{Q} \cdot \mathbf{b}) = \mathbf{Q} \cdot (\mathbf{a} \otimes \mathbf{b}) \cdot \mathbf{Q}^T, \\ \mathbf{Q} * (\mathbf{a} \otimes \mathbf{b} \otimes \mathbf{c}) &= (\mathbf{Q} \cdot \mathbf{a}) \otimes (\mathbf{Q} \cdot \mathbf{b}) \otimes (\mathbf{Q} \cdot \mathbf{c}). \end{aligned} \quad (22)$$

Obviously, it can be easily extended to tensors of any order. Then, the Cauchy hyperstress tensor is given by the relation

$$\mathbf{M} = J^{-1}\mathbf{F}^T * \mathbf{M}_\chi \cdot \mathbf{F}^{-1}. \quad (23)$$

For the derivation of the Eulerian form of the boundary-value problem, one can use a transformed Lagrange variational principle as described in ‘‘Appendix’’. As a result, one gets

$$\mathbf{x} \in v : \nabla \cdot \mathbf{T} + \rho \mathbf{f} = \mathbf{0}, \quad \mathbf{T} = \mathbf{P} = \nabla \cdot (\nabla \cdot \mathbf{M}), \quad (24)$$

$$\mathbf{x} \in a_f : \mathbf{n} \cdot \mathbf{T} = \frac{dA}{da} \mathbf{t} + \nabla_s \cdot [(\mathbf{n} \cdot \mathbf{M})] + 2h(\mathbf{n} \otimes \mathbf{n}) : \mathbf{M}, \quad (25)$$

$$J(\mathbf{n} \otimes \mathbf{n}) : \mathbf{M} = \mathbf{c}, \quad (26)$$

$$\mathbf{x} \in \ell_m : \llbracket \boldsymbol{\eta} \cdot (\mathbf{n} \cdot \mathbf{M}) \rrbracket_m = \frac{dS}{ds} \mathbf{t}_m, \quad (27)$$

$$\mathbf{x} \in \ell : \llbracket \boldsymbol{\eta} \cdot (\mathbf{n} \cdot \mathbf{m}) \rrbracket_\ell = \frac{dS}{ds} \mathbf{q}. \quad (28)$$

In (24)–(28), v is a domain which \mathcal{B} occupies in the current placement χ , $v = \chi(V)$, $a = \partial v$ is its boundary, $a = \chi(A)$. Similarly, a_f , ℓ_m , and ℓ are images of A_f , L_m , and L under transformation $\varkappa \rightarrow \chi$, $a_f = \chi(A_f)$, $\ell_m = \chi(L_m)$, and $\ell = \chi(L)$, respectively. In addition, $:$ denotes the double dot product. For two dyads, it is defined as

$$(\mathbf{a} \otimes \mathbf{b}) : (\mathbf{c} \otimes \mathbf{d}) = (\mathbf{a} \cdot \mathbf{c})(\mathbf{b} \cdot \mathbf{d})$$

and can be easily extended for higher-order tensors [44,93]. For example, we get

$$(\mathbf{a} \otimes \mathbf{b} \otimes \mathbf{c}) : (\mathbf{d} \otimes \mathbf{e}) = (\mathbf{b} \cdot \mathbf{d})(\mathbf{c} \cdot \mathbf{e})\mathbf{a}.$$

2.2 Dilatational gradient elasticity

The peculiarity of the dilatational strain gradient elasticity is a reduced dependence on second gradient of deformation \mathbf{G} . Here, we assume that \mathcal{U} depends on \mathbf{G} only through the gradient of determinant of \mathbf{F} , i.e. on $\nabla_\varkappa(\det \mathbf{F})$. In this case, we have

$$\mathcal{U} = \mathcal{U}(\mathbf{F}, \nabla_\varkappa J). \quad (29)$$

Applying again the principle of material frame indifference to this dependence, one arrives at

$$\mathcal{U} = \mathcal{U}(\mathbf{U}, \nabla_\varkappa J), \quad \text{or to } \mathcal{U} = \mathcal{U}(\mathbf{C}, \nabla_\varkappa J), \quad (30)$$

where \mathcal{U} is an even function with respect to $\nabla_\varkappa J$: $\mathcal{U}(\mathbf{C}, \nabla_\varkappa J) = \mathcal{U}(\mathbf{C}, -\nabla_\varkappa J)$.

As a result, we consider the strain energy density function within the dilatational strain gradient elasticity in the following form:

$$\mathcal{U} = \mathcal{U}(\mathbf{C}, \mathbf{k}), \quad \mathbf{k} = \nabla_\varkappa J, \quad (31)$$

where \mathcal{U} is an even function of \mathbf{k} , $\mathcal{U}(\mathbf{C}, \mathbf{k}) = \mathcal{U}(\mathbf{C}, -\mathbf{k})$ for all \mathbf{C} and \mathbf{k} in the domain of \mathcal{U} .

Let us consider an *isotropic* material. The material symmetry analysis for strain gradient media was developed in [38,92,108]. In case of isotropic media, the strain energy density has the following invariance property

$$\mathcal{U}(\mathbf{C}, \mathbf{k}) = \mathcal{U}(\mathbf{Q} \cdot \mathbf{C} \cdot \mathbf{Q}^T, \mathbf{Q} \cdot \mathbf{k}) \quad \forall \mathbf{Q} : \mathbf{Q}^T = \mathbf{Q}^{-1}. \quad (32)$$

In other words, \mathcal{U} is an isotropic function of its arguments. Using the theory of invariants [121,137], we get the following representation of \mathcal{U}

$$\mathcal{U} = \mathcal{U}(\text{tr } \mathbf{C}, \text{tr } \mathbf{C}^2, \text{tr } \mathbf{C}^3, \mathbf{k} \cdot \mathbf{k}, \mathbf{k} \cdot \mathbf{C} \cdot \mathbf{k}, \mathbf{k} \cdot \mathbf{C}^2 \cdot \mathbf{k}), \quad (33)$$

where tr is the trace operator. Instead of traces of \mathbf{C}^p , $p = 1, 2, 3$, its principal invariants $I_1 = \text{tr } \mathbf{C}$, $I_2 = \frac{1}{2}[\text{tr }^2 \mathbf{C} - \text{tr } \mathbf{C}^2]$, $I_3 = \det \mathbf{C}$, can be also used.

As an example of a constitutive relation, we can consider the following extension of the Saint Venant–Kirchhoff model with

$$\mathcal{U} = \mu j_2 + \frac{1}{2} \lambda j_1^2 + \frac{1}{2} \alpha \mathbf{k} \cdot \mathbf{k}, \quad j_2 = \mathbf{S} : \mathbf{S}, \quad j_1 = \text{tr } \mathbf{S}, \quad \mathbf{S} = \frac{1}{2}(\mathbf{C} - \mathbf{1}), \quad (34)$$

or the harmonic (John) material model

$$\mathcal{U} = \mu s_2 + \frac{1}{2} \lambda s_1^2 + \frac{1}{2} \alpha \mathbf{k} \cdot \mathbf{k}, \quad s_2 = (\mathbf{U} - \mathbf{1}) : (\mathbf{U} - \mathbf{1}), \quad s_1 = \text{tr } \mathbf{U} - 3, \quad (35)$$

where λ and μ are Lamé elastic moduli and α is an additional elastic modulus related to the gradient of dilatation.

Note that for isotropic media, we consider in (32) orthogonal tensors. If we restrict ourselves to proper orthogonal tensors, i.e. rotation tensors, we come to the model of a *hemitropic* material. Here, we have an additional invariant [137] and the representation of the strain energy density of a hemitropic material reads

$$\mathcal{U} = \mathcal{U}(\text{tr } \mathbf{C}, \text{tr } \mathbf{C}^2, \text{tr } \mathbf{C}^3, \mathbf{k} \cdot \mathbf{k}, \mathbf{k} \cdot \mathbf{C} \cdot \mathbf{k}, \mathbf{k} \cdot \mathbf{C}^2 \cdot \mathbf{k}, \mathbf{k} \cdot [(\mathbf{C} \cdot \mathbf{k}) \times (\mathbf{C}^2 \cdot \mathbf{k})]), \quad (36)$$

where \times stands for the cross product.

Considering other symmetry groups we can find the related reduced representations of the constitutive equations for anisotropic media. For example, let us consider a *transversely isotropic* solid. Let \mathbf{e} be a unit vector defining an axis of transverse isotropy. Then, a strain energy density should be an isotropic function of \mathbf{C} , \mathbf{k} and \mathbf{e} or $\mathbf{e} \otimes \mathbf{e}$ if two directions \mathbf{e} and $-\mathbf{e}$ are undistinguishable. For the last case, we get the representation in the form

$$\mathcal{U} = \mathcal{U}(\text{tr } \mathbf{C}, \text{tr } \mathbf{C}^2, \text{tr } \mathbf{C}^3, \mathbf{k} \cdot \mathbf{k}, \mathbf{k} \cdot \mathbf{C} \cdot \mathbf{k}, \mathbf{k} \cdot \mathbf{C}^2 \cdot \mathbf{k}, (\mathbf{k} \cdot \mathbf{e})^2, \mathbf{e} \cdot \mathbf{C} \cdot \mathbf{e}, \mathbf{e} \cdot \mathbf{C}^2 \cdot \mathbf{e}, (\mathbf{k} \cdot \mathbf{e})(\mathbf{e} \cdot \mathbf{C} \cdot \mathbf{k})). \quad (37)$$

This representation corresponds to the one of five possible transverse isotropy groups in the three-dimensional space, i.e. to the group $\mathcal{D}_{\infty h}$ for which the structural tensor is $\mathbf{e} \otimes \mathbf{e}$, see [137, p. 563] for details.

Orthotropic materials constitute another often observed class of anisotropic materials such as composites or rocks. Here, we have three orthotropic symmetry groups [137]. In particular, the group \mathcal{O}_3 includes reflection transformations in planes normal to orthogonal unit vectors \mathbf{e}_k and the mirror reflection. For this group, the structural tensor is given by $\mathbf{S} = \mathbf{e}_1 \otimes \mathbf{e}_1 - \mathbf{e}_2 \otimes \mathbf{e}_2$ and the representation of the strain energy density has the form [137, p. 566]

$$\mathcal{U} = \mathcal{U}(\text{tr } \mathbf{C}, \text{tr } \mathbf{C}^2, \text{tr } \mathbf{C}^3, \mathbf{k} \cdot \mathbf{k}, \mathbf{k} \cdot \mathbf{C} \cdot \mathbf{k}, \mathbf{k} \cdot \mathbf{C}^2 \cdot \mathbf{k}, \text{tr } (\mathbf{S} \cdot \mathbf{C}), \text{tr } (\mathbf{S}^2 \cdot \mathbf{C}), \text{tr } (\mathbf{S} \cdot \mathbf{C}^2), \text{tr } (\mathbf{S}^2 \cdot \mathbf{C}^2), \mathbf{k} \cdot \mathbf{S} \cdot \mathbf{k}, \mathbf{k} \cdot \mathbf{S}^2 \cdot \mathbf{k}, \mathbf{k} \cdot \mathbf{S} \cdot \mathbf{C} \cdot \mathbf{k}). \quad (38)$$

In a similar way, we can consider the representations of constitutive relations for other anisotropic media. Let us note that as one faces here with function of a second-order tensor and vector, invariants-based representations of a strain energy density is similar to fibre-reinforced composites [122] of simple materials and simpler than in the general Toupin–Mindlin strain gradient elasticity or even in the micropolar elasticity [49,55].

Equation (31) is a reduced form of (6). Indeed, in (31) a dependence on \mathbf{K} appears through \mathbf{k} . Let us express \mathbf{k} through \mathbf{K} explicitly. First, one compares the identities

$$\begin{aligned} dJ &= d\mathbf{X} \cdot \nabla_{\mathbf{x}} J, \\ dJ &= J_{,\mathbf{F}} : d\mathbf{F} = (J\mathbf{F}^{-T}) : d\mathbf{F} = d\mathbf{F} : (J\mathbf{F}^{-T}) = d\mathbf{X} \cdot \nabla_{\mathbf{x}} \mathbf{F} : (J\mathbf{F}^{-T}) \end{aligned}$$



and get that

$$\mathbf{k} \equiv \nabla_{\mathbf{x}} J = \nabla_{\mathbf{x}} \mathbf{F} : (J\mathbf{F}^{-T}) = J(\nabla_{\mathbf{x}} \mathbf{F} \cdot \mathbf{F}^{-1}) : \mathbf{1}.$$

For brevity we denote the derivative of J with respect to \mathbf{F} as $J_{,\mathbf{F}}$. Here, we used the formula for differentiation of $J = \det \mathbf{F}$, $J_{,\mathbf{F}} = J\mathbf{F}^{-T}$, $\mathbf{F}^{-T} = (\mathbf{F}^T)^{-1} = (\mathbf{F}^{-1})^T$. Since $\mathbf{G} \equiv \nabla_{\mathbf{x}} \mathbf{F} = \mathbf{K} \cdot \mathbf{F}^{-T}$ finally one gets

$$\mathbf{k} = J(\mathbf{K} \cdot \mathbf{F}^{-T}) : \mathbf{F}^{-T} = J(\mathbf{K} \cdot \mathbf{C}^{-1}) : \mathbf{1}. \quad (39)$$

Using $\mathbf{K} = \nabla_{\mathbf{x}} \mathbf{F} \cdot \mathbf{F}^{-1}$ introduced by (7), one gets another representation of \mathbf{k} :

$$\mathbf{k} = J\tilde{\mathbf{K}} : \mathbf{1}. \quad (40)$$

With (40) we can transform the general constitutive equations of the strain gradient elasticity (10) for the case of dilatational strain gradient elasticity. To this end, let us consider $d\mathcal{U}$. From (10), it follows that

$$d\mathcal{U} = \mathbf{M}_{\mathbf{x}} \dot{:} d\mathbf{G} + \mathbf{P}_{\mathbf{x}} : d\mathbf{F}, \quad (41)$$

where $\dot{:}$ stands for the triple dot product. For example, for triads, it is given by

$$(\mathbf{a} \otimes \mathbf{b} \otimes \mathbf{c}) \dot{:} (\mathbf{d} \otimes \mathbf{e} \otimes \mathbf{f}) = (\mathbf{a} \cdot \mathbf{d})(\mathbf{b} \cdot \mathbf{e})(\mathbf{c} \cdot \mathbf{f}).$$

On the other hand, one gets

$$\begin{aligned} d\mathcal{U} &= \frac{\partial \mathcal{U}}{\partial \mathbf{k}} \cdot d\mathbf{k} + \frac{\partial \mathcal{U}}{\partial \mathbf{C}} : d\mathbf{C} \\ &= \mathbf{m}_{\mathbf{x}} \cdot d\mathbf{k} + \mathbf{P}_{\mathbf{x}} : d\mathbf{F}, \end{aligned} \quad (42)$$

where $\mathbf{m}_{\mathbf{x}}$ is the first Piola–Kirchhoff-type double force vector. Using the identities

$$\begin{aligned} d\mathbf{C} &= d\mathbf{F} \cdot \mathbf{F}^T + \mathbf{F} \cdot d\mathbf{F}^T, \\ d(J\mathbf{F}^{-T}) &= dJ\mathbf{F}^{-T} + Jd(\mathbf{F}^{-T}) \\ &= d\mathbf{F} : (J\mathbf{F}^{-T})\mathbf{F}^{-T} - J\mathbf{F}^{-T} \cdot d\mathbf{F}^T \cdot \mathbf{F}^{-T}, \\ d\mathbf{k} &= d\nabla_{\mathbf{x}} J = d(\nabla_{\mathbf{x}} \mathbf{F} : (J\mathbf{F}^{-T})) = d\mathbf{G} : (J\mathbf{F}^{-T}) + \mathbf{G} : d(J\mathbf{F}^{-T}) \\ &= d\mathbf{G} : (J\mathbf{F}^{-T}) + \mathbf{G} : (J\mathbf{F}^{-T})(d\mathbf{F} : \mathbf{F}^{-T}) \\ &\quad - \mathbf{G} : (J\mathbf{F}^{-T} \cdot d\mathbf{F}^T \cdot \mathbf{F}^{-T}), \end{aligned}$$

one arrives at

$$\begin{aligned} \mathbf{m}_{\mathbf{x}} \cdot d\mathbf{k} &= d\mathbf{G} \dot{:} (J\mathbf{m}_{\mathbf{x}} \otimes \mathbf{F}^{-T}) + \mathbf{G} \dot{:} (J\mathbf{m}_{\mathbf{x}} \otimes \mathbf{F}^{-T})(\mathbf{F}^{-T} : d\mathbf{F}) \\ &\quad - J[\mathbf{F}^{-T} \cdot (\mathbf{m}_{\mathbf{x}} \cdot \mathbf{G})^T \cdot \mathbf{F}^{-T}] : d\mathbf{F}. \end{aligned}$$

Comparing (41) and (42), one has

$$\mathbf{M}_{\mathbf{x}} \dot{:} d\mathbf{G} = (J\mathbf{m}_{\mathbf{x}} \otimes \mathbf{F}^{-T}) \dot{:} d\mathbf{G}, \quad (43)$$

$$\begin{aligned} \mathbf{P}_{\mathbf{x}} : d\mathbf{F} &= \left[2\mathbf{F}^T \cdot \frac{\partial \mathcal{U}}{\partial \mathbf{C}} + \mathbf{G} \dot{:} (J\mathbf{m}_{\mathbf{x}} \otimes \mathbf{F}^{-T})\mathbf{F}^{-T} \right. \\ &\quad \left. - J[\mathbf{F}^{-T} \cdot (\mathbf{m}_{\mathbf{x}} \cdot \mathbf{G})^T \cdot \mathbf{F}^{-T}] \right] : d\mathbf{F}. \end{aligned} \quad (44)$$

Since $d\mathbf{F}$ can be treated as an arbitrary second-order tensor from (44), it follows

$$\mathbf{P}_{\mathbf{x}} = 2\mathbf{F}^T \cdot \frac{\partial \mathcal{U}}{\partial \mathbf{C}} + \mathbf{G} \dot{:} (J\mathbf{m}_{\mathbf{x}} \otimes \mathbf{F}^{-T})\mathbf{F}^{-T} - J[\mathbf{F}^{-T} \cdot (\mathbf{m}_{\mathbf{x}} \cdot \mathbf{G})^T \cdot \mathbf{F}^{-T}]. \quad (45)$$

As it was already mentioned, \mathbf{G} has the symmetry property $\mathbf{G}^{T(1,2)} = \mathbf{G}$, so the same symmetry is inherited by $d\mathbf{G}$. Thus, from (43), it follows that $\mathbf{M}_{\mathbf{x}}$ coincides with the symmetric part of $J\mathbf{m}_{\mathbf{x}} \otimes \mathbf{F}^{-T}$:

$$\mathbf{M}_{\mathbf{x}} = \frac{1}{2} J\mathbf{m}_{\mathbf{x}} \otimes \mathbf{F}^{-T} + \frac{1}{2} J(\mathbf{m}_{\mathbf{x}} \otimes \mathbf{F}^{-T})^{T(2,1)}. \quad (46)$$

2.3 Lagrange variational principle

Let us find the Lagrangian equilibrium conditions within the dilatational strain gradient elasticity using directly (31). To this end, the Lagrange variational principle is applied by using the same technique as in [40,43]. Let V be a domain occupied by \mathcal{B} in a reference placement, $V = \varkappa(\mathcal{B})$. The total energy stored in V is given by

$$\mathbb{E} = \iiint_V \mathcal{U} \, dV. \quad (47)$$

Equilibrium conditions follow from the variational equation

$$\delta\mathbb{E} - \delta\mathbb{A} = 0, \quad (48)$$

where δ is the symbol of variation and $\delta\mathbb{A}$ is a work of external actions which will be specified later. Let us note that $\delta\mathbb{A}$ does not constitute the first variation of any functional, in general. Calculating the first variation of \mathbb{E} , one gets

$$\begin{aligned} \delta\mathbb{E} &= \iiint_V \delta\mathcal{U} \, dV = \iiint_V \left(\frac{\partial\mathcal{U}}{\partial\mathbf{F}} : \delta\mathbf{F} + \frac{\partial\mathcal{U}}{\partial\mathbf{k}} \cdot \delta\mathbf{k} \right) dV \\ &= \iiint_V (\mathbf{P}_\varkappa : \nabla_\varkappa \mathbf{v} + \mathbf{m}_\varkappa \cdot \nabla_\varkappa \delta J) \, dV, \end{aligned} \quad (49)$$

where $\mathbf{v} = \delta\mathbf{x}$ and

$$\mathbf{P}_\varkappa = \frac{\partial\mathcal{U}}{\partial\mathbf{F}}, \quad \mathbf{m}_\varkappa = \frac{\partial\mathcal{U}}{\partial\mathbf{k}} \quad (50)$$

are the first Piola–Kirchhoff stress tensor and the first Piola–Kirchhoff double force vector, respectively.

Using the identity

$$\delta\mathbf{k} = \nabla_\varkappa \delta J = \nabla_\varkappa [J\mathbf{F}^{-T} : \nabla_\varkappa \mathbf{v}]$$

and integrating by parts in (49), one gets

$$\begin{aligned} \delta\mathbb{E} &= - \iiint_V [(\nabla_\varkappa \cdot \mathbf{P}_\varkappa) \cdot \mathbf{v} + (\nabla_\varkappa \cdot \mathbf{m}_\varkappa) J(\mathbf{F}^{-T} : \nabla_\varkappa \mathbf{v})] \, dV \\ &\quad + \iint_{\partial V} [\mathbf{N} \cdot \mathbf{P}_\varkappa \cdot \mathbf{v} + (\mathbf{N} \cdot \mathbf{m}_\varkappa) J(\mathbf{F}^{-T} : \nabla_\varkappa \mathbf{v})] \, dA. \end{aligned} \quad (51)$$

Integrating again by parts as follows:

$$\begin{aligned} \iiint_V (\nabla_\varkappa \cdot \mathbf{m}_\varkappa) J(\mathbf{F}^{-T} : \nabla_\varkappa \mathbf{v}) \, dV &= - \iiint_V [\nabla_\varkappa \cdot (\nabla_\varkappa \cdot \mathbf{m}_\varkappa) J\mathbf{F}^{-T}] \cdot \mathbf{v} \, dV \\ &\quad + \iint_{\partial V} (\nabla_\varkappa \cdot \mathbf{m}_\varkappa) J\mathbf{N} \cdot \mathbf{F}^{-T} \cdot \mathbf{v} \, dA \end{aligned}$$

one has

$$\begin{aligned} \delta\mathbb{E} &= \iiint_V [-\nabla_\varkappa \cdot \mathbf{P}_\varkappa + \nabla_\varkappa \cdot [(\nabla_\varkappa \cdot \mathbf{m}_\varkappa) J\mathbf{F}^{-T}]] \cdot \mathbf{v} \, dV \\ &\quad + \iint_{\partial V} [\mathbf{N} \cdot \mathbf{P}_\varkappa - (\nabla_\varkappa \cdot \mathbf{m}_\varkappa) \mathbf{N} \cdot J\mathbf{F}^{-T}] \cdot \mathbf{v} \, dA \\ &\quad + \iint_{\partial V} (\mathbf{N} \cdot \mathbf{m}_\varkappa) J(\mathbf{F}^{-T} : \nabla_\varkappa \mathbf{v}) \, dA. \end{aligned} \quad (52)$$

In order to transform the last integral in (52), the decomposition of $\nabla_x \mathbf{v}$ into normal and tangent parts is used as follows:

$$\nabla_x \mathbf{v} = \mathbf{N} \otimes \frac{\partial}{\partial N} \mathbf{v} + \nabla_S \mathbf{v}.$$

So one gets

$$\begin{aligned} & \iint_{\partial V} (\mathbf{N} \cdot \mathbf{m}_x) J(\mathbf{F}^{-T} : \nabla_x \mathbf{v}) \, dA \\ &= \iint_{\partial V} (\mathbf{N} \cdot \mathbf{m}_x) J \mathbf{N} \cdot \mathbf{F}^{-T} \cdot \frac{\partial \mathbf{v}}{\partial N} \, dA + \iint_{\partial V} (\mathbf{N} \cdot \mathbf{m}_x) J(\mathbf{F}^{-T} : \nabla_S \mathbf{v}) \, dA. \end{aligned} \quad (53)$$

In order to integrate by parts in (53), the surface divergence theorem is used, which consists of the relation [44]

$$\iint_A (\nabla_S \cdot \mathbf{Z} + 2H\mathbf{N} \cdot \mathbf{Z}) \, dA = \int_L \mathbf{v} \cdot \mathbf{Z} \, dS \quad (54)$$

for any differentiable tensor-valued field \mathbf{Z} and any smooth enough surface A with a contour L . Here, H is the mean curvature and \mathbf{v} is the outward unit normal vector to L , such that $\mathbf{N} \cdot \mathbf{v} = 0$. Using (54), one has the following formula of integration by parts on a surface

$$\iint_A \mathbf{Z} : \nabla_S \mathbf{v} \, dA = - \iint_A (\nabla_S \cdot \mathbf{Z} + 2H\mathbf{N} \cdot \mathbf{Z}) \cdot \mathbf{v} \, dA + \int_L \mathbf{v} \cdot \mathbf{Z} \cdot \mathbf{v} \, dS. \quad (55)$$

With (55), the last integral in (53) is transformed as follows:

$$\begin{aligned} & \iint_{\partial V} (\mathbf{N} \cdot \mathbf{m}_x) J(\mathbf{F}^{-T} : \nabla_S \mathbf{v}) \, dA \\ &= - \iint_{\partial V} [\nabla_S \cdot [(\mathbf{N} \cdot \mathbf{m}_x) J \mathbf{F}^{-T}] + 2H(\mathbf{N} \cdot \mathbf{m}_x) \mathbf{N} \cdot J \mathbf{F}^{-T}] \cdot \mathbf{v} \, dA \\ &+ \sum_m \int_{L_m} [(\mathbf{N} \cdot \mathbf{m}_x) \mathbf{v} \cdot J \mathbf{F}^{-T}]_m \cdot \mathbf{v} \, dS, \end{aligned} \quad (56)$$

where $[(\dots)]_m$ means a jump across L_m . For example, if L_m is a common boundary between two faces A_- and A_+ as shown in Fig. 2, one has

$$[(\mathbf{N} \cdot \mathbf{m}_x) \mathbf{v} \cdot J \mathbf{F}^{-T}]_m = (\mathbf{N}_+ \cdot \mathbf{m}_x) \mathbf{v}_+ \cdot J \mathbf{F}^{-T} + (\mathbf{N}_- \cdot \mathbf{m}_x) \mathbf{v}_- \cdot J \mathbf{F}^{-T},$$

where \mathbf{m}_x and $J \mathbf{F}^{-T}$ are also calculated as unilateral limits at L_m .

As a result, one gets the formula for $\delta \mathbb{E}$

$$\begin{aligned} \delta \mathbb{E} &= \iiint_V [-\nabla_x \cdot \mathbf{P}_x + \nabla_x \cdot [(\nabla_x \cdot \mathbf{m}_x) J \mathbf{F}^{-T}]] \cdot \mathbf{v} \, dV \\ &+ \iint_{\partial V} [\mathbf{N} \cdot \mathbf{P}_x - (\nabla_x \cdot \mathbf{m}_x) \mathbf{N} \cdot J \mathbf{F}^{-T}] \cdot \mathbf{v} \, dA \\ &+ \iint_{\partial V} (\mathbf{N} \cdot \mathbf{m}_x) J \mathbf{N} \cdot \mathbf{F}^{-T} \cdot \frac{\partial \mathbf{v}}{\partial N} \, dA \end{aligned}$$

$$\begin{aligned}
 & - \iint_{\partial V} [\nabla_S \cdot [(\mathbf{N} \cdot \mathbf{m}_\kappa) J \mathbf{F}^{-T}] + 2H(\mathbf{N} \cdot \mathbf{m}_\kappa) \mathbf{N} \cdot J \mathbf{F}^{-T}] \cdot \mathbf{v} \, dA \\
 & + \sum_m \iint_{L_m} \llbracket (\mathbf{N} \cdot \mathbf{m}_\kappa) \mathbf{v} \cdot J \mathbf{F}^{-T} \rrbracket_m \cdot \mathbf{v} \, dS.
 \end{aligned} \tag{57}$$

Obviously, δE includes integrals over domain V , its surface $A = \partial V$ and edges L_m , where the surface integrals are linearly dependent on \mathbf{v} and its normal derivative. So one can assume the same form for $\delta \mathbb{A}$

$$\begin{aligned}
 \delta \mathbb{A} &= \iiint_V \rho_\kappa \mathbf{f} \cdot \mathbf{v} \, dV + \iint_{A_f} \left[\mathbf{t} \cdot \mathbf{v} + g J \mathbf{N} \cdot \mathbf{F}^{-T} \cdot \frac{\partial \mathbf{v}}{\partial N} \right] dA \\
 &+ \sum_m \int_{L_m} \mathbf{t}_m \cdot \mathbf{v} \, dS + \int_L \mathbf{q} \cdot \mathbf{v} \, dS.
 \end{aligned} \tag{58}$$

In (58), a mass force vector \mathbf{f} , a surface traction vector \mathbf{t} and surface double force scalar g , line force vectors \mathbf{t}_m and \mathbf{q} have been introduced. Here, it is assumed that \mathbf{t} and g act on a part of the boundary denoted as $A_f \subset A$, whereas \mathbf{t}_m acts on L_m and \mathbf{q} is given on a closed curve L or on a finite number of closed curves or curves ending on other edges or on other curves in L , see Fig. 1. Unlike the general case (139) here $\delta \mathbb{A}$ contains only a particular surface double forces.

As a result, from (48) we get the equilibrium equation in V

$$\nabla_\kappa \cdot \mathbf{P}_\kappa - \nabla_\kappa \cdot [(\nabla_\kappa \cdot \mathbf{m}_\kappa) J \mathbf{F}^{-T}] + \rho_\kappa \mathbf{f} = \mathbf{0}, \tag{59}$$

the natural (static) boundary conditions on A_f

$$\begin{aligned}
 & \mathbf{N} \cdot \mathbf{P}_\kappa - (\nabla_\kappa \cdot \mathbf{m}_\kappa) J \mathbf{N} \cdot \mathbf{F}^{-T} \\
 & - \nabla_S \cdot [(\mathbf{N} \cdot \mathbf{m}_\kappa) J \mathbf{F}^{-T}] - 2H(\mathbf{N} \cdot \mathbf{m}_\kappa) J \mathbf{N} \cdot \mathbf{F}^{-T} = \mathbf{t},
 \end{aligned} \tag{60}$$

$$\mathbf{N} \cdot \mathbf{m}_\kappa = g, \tag{61}$$

and the static conditions along L_m and L , respectively,

$$\llbracket (\mathbf{N} \cdot \mathbf{m}_\kappa) \mathbf{v} \cdot J \mathbf{F}^{-T} \rrbracket_m = \mathbf{t}_m, \tag{62}$$

$$\llbracket (\mathbf{N} \cdot \mathbf{m}_\kappa) \mathbf{v} \cdot J \mathbf{F}^{-T} \rrbracket_L = \mathbf{q}. \tag{63}$$

Introducing the total stress tensor of the first Piola–Kirchhoff-type \mathbf{T}_κ as

$$\mathbf{T}_\kappa = \mathbf{P}_\kappa - (\nabla_\kappa \cdot \mathbf{m}_\kappa) J \mathbf{F}^{-T} \tag{64}$$

Eq. (59) is transformed into the classic form

$$\nabla_\kappa \cdot \mathbf{T}_\kappa + \rho_\kappa \mathbf{f} = \mathbf{0}. \tag{65}$$

Using (64) and (61), one can also simplify (60) as follows:

$$\mathbf{N} \cdot \mathbf{T}_\kappa = \tilde{\mathbf{t}}, \quad \tilde{\mathbf{t}} = \mathbf{t} + \nabla_S \cdot [g J \mathbf{F}^{-T}] + 2H g J \mathbf{N} \cdot \mathbf{F}^{-T}, \tag{66}$$

whereas (62) and (63) become

$$\llbracket g \mathbf{v} \cdot J \mathbf{F}^{-T} \rrbracket_m = \mathbf{t}_m, \tag{67}$$

$$\llbracket g \mathbf{v} \cdot J \mathbf{F}^{-T} \rrbracket_L = \mathbf{q}. \tag{68}$$

Obviously, from (66) it follows that the scalar surface double force gives a contribution to the apparent surface traction $\tilde{\mathbf{t}}$. Conditions (67) and (68) constitute a certain compatibility condition for applied loadings g , \mathbf{t}_m and \mathbf{q} .

Let us reformulate the boundary-value problem using Eulerian description. To this end, one can transform $\delta\mathbb{E}$ and $\delta\mathbb{A}$ using Eulerian coordinates. Changing coordinates $\mathbf{X} \rightarrow \mathbf{x}$ in (49) and using (19) and (21), one has

$$\iiint_V \mathbf{P}_\chi : \nabla_\chi \mathbf{v} \, dV = \iiint_v \mathbf{P}_\chi : \nabla_\chi \mathbf{v} J^{-1} \, dv = \iiint_v \mathbf{P} : \nabla \mathbf{v} \, dv, \quad (69)$$

where $v = \chi(\mathcal{B})$ is the volume of body \mathcal{B} in the current placement χ . As $\delta J = J \nabla \cdot \mathbf{v}$, one gets also

$$\iiint_V \mathbf{m}_\chi \cdot \nabla_\chi \delta J \, dV = \iiint_v \mathbf{m} \cdot \nabla (J \nabla \cdot \mathbf{v}) \, dv, \quad (70)$$

where \mathbf{m} is the Cauchy double force vector introduced as follows:

$$\mathbf{m} = J^{-1} \mathbf{F}^T \cdot \mathbf{m}_\chi. \quad (71)$$

So $\delta\mathbb{E}$ takes the form

$$\delta\mathbb{E} = \iiint_v [\mathbf{P} : \nabla \mathbf{v} + \mathbf{m} \cdot \nabla (J \nabla \cdot \mathbf{v})] \, dv. \quad (72)$$

Now the derivation performed above for Lagrangian coordinates can be mimicked. Integrating by parts in (72), one gets

$$\begin{aligned} \delta\mathbb{E} = & - \iiint_v [(\nabla \cdot \mathbf{P}) \cdot \mathbf{v} + J(\nabla \cdot \mathbf{m}) \nabla \cdot \mathbf{v}] \, dv \\ & + \iint_{\partial v} [(\mathbf{n} \cdot \mathbf{P}) \cdot \mathbf{v} + J(\mathbf{n} \cdot \mathbf{m}) \nabla \cdot \mathbf{v}] \, da, \end{aligned} \quad (73)$$

where \mathbf{n} is the vector of unit outward normal to ∂v . Using formula 5 from [74, p. 19]

$$\mathbf{n} \, da = \mathbf{N} \cdot J \mathbf{F}^{-T} \, dA \quad (74)$$

and (18) one can easily obtain (73) from (51). Integrating by parts again one gets

$$\begin{aligned} & \iiint_v J(\nabla \cdot \mathbf{m}) \nabla \cdot \mathbf{v} \, dv \\ & = - \iiint_v \nabla [J(\nabla \cdot \mathbf{m})] \cdot \mathbf{v} \, dv + \iint_{\partial v} J(\mathbf{n} \cdot \mathbf{m}) \mathbf{n} \cdot \mathbf{v} \, da. \end{aligned} \quad (75)$$

For further derivations, the decomposition of ∇ on the surface is introduced

$$\nabla = \mathbf{n} \frac{\partial}{\partial n} + \nabla_s$$

and the surface integral in (73) is transformed as follows:

$$\iint_{\partial v} J(\mathbf{n} \cdot \mathbf{m}) \nabla \cdot \mathbf{v} \, da + \iint_{\partial v} J(\mathbf{n} \cdot \mathbf{m}) \left[\mathbf{n} \cdot \frac{\partial \mathbf{v}}{\partial n} + \nabla_s \cdot \mathbf{v} \right] \, da. \quad (76)$$

Using the surface divergence theorem formulated in Eulerian coordinates, one rewrites the integration by parts formula (55) as

$$\iint_a \mathbf{Z} : \nabla_s \mathbf{v} \, da = - \iint_a (\nabla_a \cdot \mathbf{Z} + 2h \mathbf{n} \cdot \mathbf{Z}) \cdot \mathbf{v} \, da + \int_{\partial a} \boldsymbol{\eta} \cdot \mathbf{Z} \cdot \mathbf{v} \, ds. \quad (77)$$

Here, h is the mean curvature of a , $h = -1/2\nabla_s \cdot \mathbf{n}$, $\boldsymbol{\eta}$ is the outward normal vector to ∂a such that $\boldsymbol{\eta} \cdot \mathbf{n} = 0$. With (77), one obtains the formula

$$\begin{aligned} \iint_{\partial v} J(\mathbf{n} \cdot \mathbf{m}) \nabla_s \cdot \mathbf{v} \, da &= \iint_{\partial v} [\nabla_s (J(\mathbf{n} \cdot \mathbf{m})) + 2hJ(\mathbf{n} \cdot \mathbf{m})\mathbf{n}] \cdot \mathbf{v} \, da \\ &+ \sum_m \int_{\ell_m} \llbracket J(\mathbf{n} \cdot \mathbf{m})\boldsymbol{\eta} \rrbracket_m \cdot \mathbf{v} \, ds. \end{aligned} \quad (78)$$

Here, $\ell_m = \chi(L_m)$ are images of edges under mapping $\varkappa \rightarrow \chi$.

Finally, one gets the Eulerian form of $\delta\mathbb{E}$ given by

$$\begin{aligned} \delta\mathbb{E} &= \iiint_v [-\nabla \cdot \mathbf{P} + \nabla [J(\nabla \cdot \mathbf{m})]] \cdot \mathbf{v} \, dv \\ &+ \iint_{\partial v} [\mathbf{n} \cdot \mathbf{P} - J(\nabla \cdot \mathbf{m})\mathbf{n}] \cdot \mathbf{v} \, da + \iint_{\partial v} J(\mathbf{n} \cdot \mathbf{m})\mathbf{n} \cdot \frac{\partial \mathbf{v}}{\partial n} \, da \\ &- \iint_{\partial v} [\nabla_s [J(\mathbf{n} \cdot \mathbf{m})] + 2hJ(\mathbf{n} \cdot \mathbf{m})\mathbf{n}] \cdot \mathbf{v} \, da \\ &+ \sum_m \int_{\ell_m} \llbracket J(\mathbf{n} \cdot \mathbf{m}_\varkappa)\boldsymbol{\eta} \rrbracket_m \cdot \mathbf{v} \, ds. \end{aligned} \quad (79)$$

In a similar way, we $\delta\mathbb{A}$ is transformed

$$\begin{aligned} \delta\mathbb{A} &= \iiint_v \rho \mathbf{f} \cdot \mathbf{v} \, dv + \iint_{a_f} \left[\mathbf{t} \cdot \mathbf{v} \frac{dA}{da} + g\mathbf{n} \cdot \frac{\partial \mathbf{v}}{\partial n} \right] da \\ &+ \sum_m \int_{\ell_m} \mathbf{t}_m \cdot \mathbf{v} \frac{dS}{ds} ds + \int_{\ell} \mathbf{q} \cdot \mathbf{v} \frac{dS}{ds} ds, \end{aligned} \quad (80)$$

where $\frac{da}{dA}$ and $\frac{ds}{dS}$ are the elementary changes in surface area and in curve length, respectively.

Now the Eulerian boundary-value problem within the dilatational strain gradient elasticity takes the following form

$$\mathbf{x} \in v : \nabla \cdot \mathbf{P} - \nabla (J\nabla \cdot \mathbf{m}) + \rho \mathbf{f} = \mathbf{0}, \quad (81)$$

$$\mathbf{x} \in a_f : \mathbf{n} \cdot \mathbf{P} - \nabla_s [J(\mathbf{n} \cdot \mathbf{m})] - 2hJ(\mathbf{n} \cdot \mathbf{m})\mathbf{n} = \frac{dA}{da} \mathbf{t} \quad (82)$$

$$J(\mathbf{n} \cdot \mathbf{m}) = g, \quad (83)$$

$$\mathbf{x} \in \ell_m : \llbracket J(\mathbf{n} \cdot \mathbf{m})\boldsymbol{\eta} \rrbracket_m = \mathbf{t}_m \frac{dS}{ds}, \quad (84)$$

$$\mathbf{x} \in \ell : \llbracket J(\mathbf{n} \cdot \mathbf{m})\boldsymbol{\eta} \rrbracket = \mathbf{q} \frac{dS}{ds}. \quad (85)$$

As in the Lagrangian case from (83), and (84), (85) static compatibility conditions along edges follow

$$\llbracket g\boldsymbol{\eta} \rrbracket_m = \mathbf{t}_m \frac{dS}{ds}, \quad \llbracket g\boldsymbol{\eta} \rrbracket = \mathbf{q} \frac{dS}{ds}.$$

From the last equation, it follows that for $g \neq 0$ an action of a line force may produce an edge in a current configuration.

From the Eulerian statement, it is clear that the dilatational strain gradient phenomena result in appearance of normal forces on a free surface and ‘‘hydrostatic’’ pressure in the equations for the bulk. In Sect. 5 our model is compared with models of materials with voids where pressure plays an important role.



3 Reduction to gradient fluids

As it was mentioned in Introduction the dilatational strain gradient elasticity is closely related to the model of capillary fluids [12,44,116]. In order to discuss this matter in more details, let us consider another form of the strain energy function. One can use the decomposition of \mathbf{F} into its dilatational and distortional parts

$$\mathbf{F} = J^{1/3}\bar{\mathbf{F}}, \quad \text{where } \bar{\mathbf{F}} = J^{-1/3}\mathbf{F}, \quad \det \bar{\mathbf{F}} = 1.$$

Here $\bar{\mathbf{F}}$ describes isochoric (distorsional) deformations. Such decomposition is used for description of nearly incompressible materials [96]. With this decomposition, one can write the constitutive equation (29) in the form

$$\mathcal{U} = \mathcal{U}(\bar{\mathbf{F}}, J, \mathbf{k}). \quad (86)$$

For isotropic materials instead of (33), one can use the following representation

$$\mathcal{U} = \bar{\mathcal{U}}(\bar{I}_1, \bar{I}_2, J, \mathbf{k} \cdot \mathbf{k}, \mathbf{k} \cdot \bar{\mathbf{C}} \cdot \mathbf{k}, \mathbf{k} \cdot \bar{\mathbf{C}}^2 \cdot \mathbf{k}), \quad (87)$$

where $\bar{I}_1 = \text{tr } \bar{\mathbf{C}}$, $\bar{I}_2 = \frac{1}{2}[\text{tr } \bar{\mathbf{C}}^2 - \text{tr } \bar{\mathbf{C}}^T \bar{\mathbf{C}}]$, and $\bar{\mathbf{C}} = \bar{\mathbf{F}} \cdot \bar{\mathbf{F}}^T$.

Since the referential ρ_x and current ρ mass density relates to each other through the mass balance

$$\rho_x = \rho J,$$

one can further replace (88) by

$$\mathcal{U} = \bar{\mathcal{U}}(\bar{\mathbf{F}}, \rho, \nabla \rho). \quad (88)$$

Here, the following substitutions were performed

$$J = \frac{\rho_x}{\rho}, \quad \mathbf{k} \equiv \nabla_x J = -\frac{\rho_x}{\rho^2} \nabla_x \rho = -\frac{\rho_x}{\rho^2} \mathbf{F} \cdot \nabla \rho = -\frac{\rho_x}{\rho^2} J^{1/3} \bar{\mathbf{F}} \cdot \nabla \rho$$

So one can see that a strain energy density of capillary fluid \mathcal{U}_K is a dilatational part of \mathcal{U} measured per unit volume in a current configuration

$$\mathcal{U}_K = \frac{\rho}{\rho_x} \bar{\mathcal{U}}(\mathbf{1}, \rho, \nabla \rho). \quad (89)$$

Using (89), one can see that the dilatational strain gradient elastic material may demonstrate the same behaviour as a capillary fluid. In particular, for dilatational deformations interfacial layers of finite thickness may appear between two phases as observed in [31,110]. For further extensions towards viscous gradient fluids, one is referred to [13,72]. Similarly, the dilatational strain gradient elasticity can be extended towards models with viscosity.

4 Linear dilatational strain gradient elasticity

For infinitesimal deformations, the vector of displacements is introduced

$$\mathbf{u} = \mathbf{u}(\mathbf{X}, t) = \mathbf{x}(\mathbf{X}, t) - \mathbf{X}.$$

Here, there is no difference between x and χ , and one has the following approximations

$$\begin{aligned} \nabla_x &\approx \nabla, \quad \mathbf{F} \approx \mathbf{1} + \nabla \mathbf{u}, \quad \mathbf{C} \approx \mathbf{1} + 2\boldsymbol{\varepsilon}, \quad \mathbf{K} \approx \tilde{\mathbf{K}} \approx \mathbf{G} = \nabla \nabla \mathbf{u}, \\ J &\approx 1 + \varepsilon, \quad \varepsilon = \text{tr } \boldsymbol{\varepsilon} = \nabla \cdot \mathbf{u}, \quad \mathbf{k} \approx \nabla \nabla \cdot \mathbf{u}, \quad \boldsymbol{\varepsilon} = \frac{1}{2} (\nabla \mathbf{u} + (\nabla \mathbf{u})^T), \end{aligned}$$

where $\boldsymbol{\varepsilon}$ and ε are the linear strain tensor and the linear dilatation.

For an isotropic material (33) transforms into

$$\mathcal{U} = \frac{\lambda}{2} \text{tr } \boldsymbol{\varepsilon}^2 + \mu \boldsymbol{\varepsilon} : \boldsymbol{\varepsilon} + \frac{\alpha}{2} \mathbf{k} \cdot \mathbf{k}, \quad (90)$$

where λ and μ are Lamé moduli and α is an additional elastic modulus. So unlike the Toupin–Mindlin strain gradient elasticity with five additional moduli here one has only one related to higher gradients. For a general anisotropic material one has a strain energy expressed by a quadratic form

$$\mathcal{U} = \frac{1}{2} \boldsymbol{\varepsilon} : \mathbf{A} : \boldsymbol{\varepsilon} + \frac{1}{2} \mathbf{k} \cdot \boldsymbol{\Gamma} \cdot \mathbf{k} + \mathbf{k} \cdot \boldsymbol{\Upsilon} \cdot \boldsymbol{\varepsilon}, \quad (91)$$

where \mathbf{A} is a fourth-order tensor of elastic moduli which has the same symmetries as in linear elasticity, i.e. 21 independent elastic moduli, $\boldsymbol{\Gamma}$ is a symmetric second-order tensor (three moduli), and $\boldsymbol{\Upsilon}$ is a third-order coupling tensor having 18 independent components. So for general anisotropy the total number of elastic moduli becomes equal to 42. For centrosymmetric materials, $\boldsymbol{\Upsilon} = \mathbf{0}$, and one has no coupling.

For infinitesimal deformations, one has also that stress tensors and vectors coincide to each other as follows:

$$\mathbf{P}_x \approx \mathbf{P}, \quad \mathbf{T}_x \approx \mathbf{T}, \quad \mathbf{M}_x \approx \mathbf{M}, \quad \mathbf{m}_x \approx \mathbf{m}.$$

For isotropic materials, one gets

$$\begin{aligned} \mathbf{P} &= 2\mu \boldsymbol{\varepsilon} + \lambda \mathbf{1} \operatorname{tr} \boldsymbol{\varepsilon}, & \mathbf{m} &= \alpha \nabla \nabla \cdot \mathbf{u}, \\ \mathbf{T} &= 2\mu \boldsymbol{\varepsilon} + \lambda \mathbf{1} \operatorname{tr} \boldsymbol{\varepsilon} - \alpha \mathbf{1} \nabla \cdot \nabla (\nabla \cdot \mathbf{u}). \end{aligned}$$

Unlike finite deformations, for linear isotropic solids, stresses and hyperstresses are decoupled, as the stress tensor depends only on strains, whereas the double force vector depends on the gradient of dilatation. Considering the representation of \mathbf{T} as a sum of spherical and deviatoric parts, we can see that

$$\mathbf{T} = T \mathbf{1} + \operatorname{dev} \mathbf{T}, \quad T = \frac{1}{3} \operatorname{tr} \mathbf{T}, \quad \operatorname{dev} \mathbf{T} = \mathbf{T} - T \mathbf{1},$$

one can see that the deviatoric part does not depend on the second gradients of displacements,

$$\operatorname{dev} \mathbf{T} = \operatorname{dev} \mathbf{P} = 2\mu \operatorname{dev} \boldsymbol{\varepsilon},$$

whereas the spherical part depends on the gradient of the divergence of displacements

$$T = \frac{1}{3} (2\mu + 3\lambda) \varepsilon - \alpha \nabla \cdot \nabla \varepsilon = \frac{1}{3} (2\mu + 3\lambda) \nabla \cdot \mathbf{u} - \alpha \nabla \cdot \nabla (\nabla \cdot \mathbf{u}).$$

Here, dev means the deviatoric part of a tensor. So the discussed model is a particular class or strain gradient model proposed by [138].

Relation (46) between the third-order hyperstress tensor \mathbf{M} and the double force vector \mathbf{m} takes now the form

$$\mathbf{M} = \frac{1}{2} \mathbf{m} \otimes \mathbf{1} + \frac{1}{2} \mathbf{i}_M \otimes \mathbf{m} \otimes \mathbf{i}_M.$$

For a homogeneous material, the equilibrium equation (65) is

$$\mu \nabla \cdot \nabla \mathbf{u} + (\mu + \lambda) \nabla \nabla \cdot \mathbf{u} - \alpha \nabla \nabla \cdot \nabla (\nabla \cdot \mathbf{u}) + \rho \mathbf{f} = \mathbf{0}.$$

The well-posedness of boundary-value problems within the linear dilatational strain gradient models was studied in [48].

5 Cowin–Nunziato poroelasticity with constraints

As it was mentioned in Introduction, the above-discussed dilatational strain gradient elasticity has some relations to the so-called generalized models with one-dimensional microstructure [17]. Among such models, it is worth noticing the poroelasticity model proposed by Cowin and Nunziato [23,94]. Let us briefly recall the basic equations of this model. In addition to \mathbf{x} , one has an additional kinematic descriptor φ which describes the voids fraction. So the strain energy density has the form

$$\mathcal{W} = \mathcal{W}(\mathbf{F}, \varphi, \nabla_x \varphi), \quad \mathbf{F} = \nabla_x \mathbf{x}.$$

In the following a particular class of materials is considered with \mathcal{W} given by

$$\mathcal{W} = \mathcal{W}(\mathbf{F}, \nabla_x \varphi). \quad (92)$$

Applying the principle of material frame indifference to (92) one gets

$$\mathcal{W} = \mathcal{W}(\mathbf{C}, \nabla_x \varphi). \quad (93)$$

Calculating the first variation of the energy density functional

$$\mathbb{E}_{\text{CN}} = \iiint_V \mathcal{W} dV \quad (94)$$

one gets

$$\begin{aligned} \mathbb{E}_{\text{CN}} &= \iiint_V (\mathbf{P}_x : \delta \mathbf{F} + \boldsymbol{\mu}_x \cdot \nabla_x \omega) dV \\ &= - \iiint_V [(\nabla_x \cdot \mathbf{P}_x) \cdot \mathbf{v} + (\nabla_x \cdot \boldsymbol{\mu}_x) \omega] dV \\ &\quad + \iint_{\partial V} [\mathbf{N} \cdot \mathbf{P}_x \cdot \mathbf{v} + \mathbf{N} \cdot \boldsymbol{\mu}_x \omega] dA, \end{aligned} \quad (95)$$

where $\mathbf{v} = \delta \mathbf{x}$ and $\omega = \delta \varphi$.

The consistent form of the virtual work of external actions is given now by

$$\mathbb{A}_{\text{CN}} = \iiint_V (\rho_x \mathbf{f} \cdot \mathbf{v} + c \omega) dV + \iint_{\partial V} (\mathbf{t} \cdot \mathbf{v} + \tau \omega) dA, \quad (96)$$

where the extrinsic equilibrated body force c and the equilibrated surface stress τ have been introduced.

From the variational equation

$$\delta \mathbb{E}_{\text{CN}} = \delta \mathbb{A}_{\text{CN}} \quad (97)$$

one derives the Lagrangian equilibrium equations

$$\nabla_x \cdot \mathbf{P}_x + \rho_x \mathbf{f} = \mathbf{0}, \quad \nabla_x \cdot \boldsymbol{\mu}_x + \rho_x c = 0, \quad \mathbf{X} \in V \quad (98)$$

and the natural boundary conditions

$$\mathbf{N} \cdot \mathbf{P}_x = \mathbf{t}, \quad \mathbf{N} \cdot \boldsymbol{\mu}_x = \tau, \quad \mathbf{X} \in \partial V. \quad (99)$$

In order to underline the similarity of the model with scalar microstructure and the dilatational strain gradient elasticity, let us introduce the following constraint

$$\varphi = J. \quad (100)$$

For small deformations, it takes the form $\varphi = \text{tr } \boldsymbol{\varepsilon}$.

Now, one can apply again the variational approach using the Lagrange multiplier technique. The modified functional has the form

$$\mathbb{E}_{\text{CN}} = \iiint_V \mathcal{W} \, dV + \iiint_V \Lambda(\varphi - J) \, dV, \quad (101)$$

where Λ is a Lagrange multiplier. Repeating the calculation of the first variation of \mathbb{E}_{CN} , one gets

$$\begin{aligned} \mathbb{E}_{\text{CN}} &= \iiint_V (\mathbf{P}_x : \delta \mathbf{F} + \boldsymbol{\mu}_x \cdot \nabla_x \omega) \, dV \\ &+ \iiint_V \delta \Lambda(\varphi - J) \, dV + \iiint_V \Lambda(\delta \varphi - \delta J) \, dV \\ &= \iiint_V [-\nabla_x \cdot \mathbf{P}_x + \nabla_x \cdot (\Lambda J \mathbf{F}^{-\text{T}})] \cdot \mathbf{v} \, dV \\ &+ \iiint_V (-\nabla_x \cdot \mathbf{m}_x + \Lambda) \omega \, dV + \iiint_V \delta \Lambda(\varphi - J) \, dV \\ &+ \iint_{\partial V} [(\mathbf{N} \cdot \mathbf{P}_x - \mathbf{N} \cdot \Lambda J \mathbf{F}^{-\text{T}}) \cdot \mathbf{v} + \mathbf{N} \cdot \boldsymbol{\mu}_x \omega] \, dA, \end{aligned} \quad (102)$$

Here, the identity $\delta J = J \mathbf{F}^{-\text{T}} : \nabla_x \mathbf{v}$ has been used. Now using (102) from (97), one gets (100) and the modified equilibrium conditions

$$\nabla_x \cdot \mathbf{P}_x - \nabla_x \Lambda + \rho_x \mathbf{f} = \mathbf{0}, \quad (103)$$

$$\nabla_x \cdot \boldsymbol{\mu}_x - \Lambda + \rho_x c = 0, \quad (104)$$

$$\mathbf{N} \cdot \mathbf{P}_x = \mathbf{t} + \mathbf{N} \cdot \Lambda J \mathbf{F}^{-\text{T}}, \quad (105)$$

$$\mathbf{N} \cdot \boldsymbol{\mu}_x = \tau. \quad (106)$$

Using (104), Λ can be excluded from (103) and (105). As a result, one gets

$$\Lambda = \nabla_x \cdot \boldsymbol{\mu}_x + \rho_x c$$

and (103) transforms as follows

$$\nabla_x \cdot \mathbf{P}_x - \nabla_x (\nabla_x \cdot \boldsymbol{\mu}_x + \rho_x c) + \rho_x \mathbf{f} = \mathbf{0}, \quad (107)$$

whereas (105) takes the form

$$\mathbf{N} \cdot \mathbf{P}_x = \mathbf{t} + (\nabla_x \cdot \boldsymbol{\mu}_x + \rho_x c) J \mathbf{N} \cdot \mathbf{F}^{-\text{T}}. \quad (108)$$

Introducing the new mass force vector $\tilde{\mathbf{f}}$ by the relation

$$\tilde{\mathbf{f}} = \mathbf{f} + \nabla_x c \quad (109)$$

one can see that (107) takes, up to notations, the same form as (65)

$$\nabla_x \cdot \mathbf{T}_x + \rho_x \tilde{\mathbf{f}} = \mathbf{0}, \quad (110)$$

where $\mathbf{T}_x = \mathbf{P}_x - (\nabla_x \cdot \boldsymbol{\mu}_x) \mathbf{1}$.

As a result, one can conclude that the relation between the Cowin–Nunziato poroelasticity and the dilatational strain gradient elasticity is the same as the correspondence between the model of micromorphic medium and the strain gradient elasticity. For application of the Lagrange multipliers technique in the case of higher-order and generalized models of continuum, one is referred to [11, 28].

6 Dynamics

Using the least action principle (Hamilton–Ostrogradsky principle) [8,43,44], one can extend the boundary-value problems to dynamics. To this end the kinetic energy density is introduced as follows:

$$\mathcal{K} = \frac{1}{2}\rho_x \dot{\mathbf{x}} \cdot \dot{\mathbf{x}} + \frac{1}{2}\rho_x \zeta \dot{J}^2, \quad (111)$$

where the overdot stands for the derivative with respect to t and ζ is the microinertia scalar. Within the Cowin–Nunziato model ζ is called the equilibrated inertia [23,94]. In general, ζ may depend on the body deformations. Following motivations [23,94], it is assumed that ζ depends on volumetric strains, i.e. $\zeta = \zeta(J)$.

The least action functional \mathbb{H} takes the form

$$\mathbb{H} = \int_{t_1}^{t_2} (\mathbb{K} - \mathbb{E}) dt, \quad \mathbb{K} = \iiint_V \mathcal{K} dV, \quad (112)$$

where t_1 and t_2 are two time instants. Considering the variational equation

$$\delta \mathbb{H} + \int_{t_1}^{t_2} \delta \mathbb{A} dt = 0, \quad (113)$$

for kinematically admissible variations $\mathbf{v} = \delta \mathbf{x}$ with constraints

$$\mathbf{v}|_{t=t_1} = \mathbf{0}, \quad \mathbf{v}|_{t=t_2} = \mathbf{0},$$

the governing equations within the dilatational strain gradient elasticity in dynamics are derived.

Since the first variation of \mathbb{E} has been already derived, one has to concentrate on $\delta \mathbb{K}$. Using the identities

$$\delta J = J \nabla \cdot \mathbf{v} = J \mathbf{F}^{-T} : \nabla_x \mathbf{v}, \quad (114)$$

$$\dot{J} = J \nabla \cdot \dot{\mathbf{x}} = J \mathbf{F}^{-T} : \nabla_x \dot{\mathbf{x}}, \quad (115)$$

and integrating by part one gets

$$\begin{aligned} \delta \int_{t_1}^{t_2} \mathbb{K} dt &= \int_{t_1}^{t_2} \iiint_V \rho_x \left(\dot{\mathbf{x}} \cdot \dot{\mathbf{v}} + \frac{1}{2} \dot{J}^2 \delta \zeta + \zeta \dot{J} \delta \dot{J} \right) dV dt \\ &= \int_{t_1}^{t_2} \iiint_V \rho_x \left[-\ddot{\mathbf{x}} \cdot \mathbf{v} + \frac{1}{2} \dot{J}^2 \zeta' \delta J - (\zeta \dot{J})' \delta J \right] dV dt \\ &= \int_{t_1}^{t_2} \iiint_V \left\{ -\rho_x \ddot{\mathbf{x}} + \nabla_x \cdot \left[\rho_x J \left[(\zeta \dot{J})' - \frac{1}{2} \zeta' \dot{J}^2 \right] \mathbf{F}^{-T} \right] \right\} \cdot \mathbf{v} dV dt \\ &\quad - \int_{t_1}^{t_2} \iint_{\partial V} \mathbf{N} \cdot \left[\rho_x J \left[(\zeta \dot{J})' - \frac{1}{2} \zeta' \dot{J}^2 \right] \mathbf{F}^{-T} \right] \cdot \mathbf{v} dA dt. \end{aligned} \quad (116)$$

In (116) $\zeta' = d\zeta/dJ$.

Within the Eulerian description this formula takes the form

$$\begin{aligned}
 \delta \int_{t_1}^{t_2} \mathbb{K} dt &= \int_{t_1}^{t_2} \iiint_v \rho \left\{ -\ddot{\mathbf{x}} \cdot \mathbf{v} + \left[\frac{1}{2} j^2 \zeta' - (\zeta j)' \right] J \nabla \cdot \mathbf{v} \right\} dv dt \\
 &= \int_{t_1}^{t_2} \iiint_v \left\{ -\rho \ddot{\mathbf{x}} + \nabla \left[\rho J \left[-\frac{1}{2} j^2 \zeta' + (\zeta j)' \right] \right] \right\} \cdot \mathbf{v} dv dt \\
 &\quad + \int_{t_1}^{t_2} \iint_{\partial v} \rho J \left[\frac{1}{2} j^2 \zeta' - (\zeta j)' \right] \mathbf{n} \cdot \mathbf{v} da dt.
 \end{aligned} \tag{117}$$

As a result, from (113) and (116) or (117) one gets the equation of motion and dynamic boundary conditions in both Lagrangian and Eulerian descriptions:

$$\mathbf{X} \in V : \nabla_x \cdot \mathbf{T}_x + \rho_x \mathbf{f} = \rho_x \ddot{\mathbf{x}} - \nabla_x \cdot \left[\rho_x J \left[(\zeta j)' - \frac{1}{2} \zeta' j^2 \right] \mathbf{F}^{-T} \right], \tag{118}$$

$$\begin{aligned}
 \mathbf{X} \in A_f : \mathbf{N} \cdot \mathbf{P}_x - (\nabla_x \cdot \mathbf{m}_x) J \mathbf{N} \cdot \mathbf{F}^{-T} \\
 - \nabla_s \cdot [(\mathbf{N} \cdot \mathbf{m}_x) J \mathbf{F}^{-T}] - 2H(\mathbf{N} \cdot \mathbf{m}_x) J \mathbf{N} \cdot \mathbf{F}^{-T} \\
 = \mathbf{t} - \mathbf{N} \cdot \left[\rho_x J \left[(\zeta j)' - \frac{1}{2} \zeta' j^2 \right] \mathbf{F}^{-T} \right],
 \end{aligned} \tag{119}$$

or

$$\begin{aligned}
 \mathbf{x} \in v : \nabla \cdot \mathbf{T} + \rho \mathbf{f} &= \rho \ddot{\mathbf{x}} - \nabla \left[\rho J \left[(\zeta j)' - \frac{1}{2} \zeta' j^2 \right] \right], \\
 \mathbf{x} \in a_f : \mathbf{n} \cdot \mathbf{P} - \nabla_s \cdot [J(\mathbf{n} \cdot \mathbf{m})] &- 2hJ(\mathbf{n} \cdot \mathbf{m}) \mathbf{n}
 \end{aligned} \tag{120}$$

$$= \frac{dA}{da} \mathbf{t} - \rho J \left[(\zeta j)' - \frac{1}{2} \zeta' j^2 \right] \mathbf{n}. \tag{121}$$

Unlike classic elasticity here the boundary conditions (119) and (121) for stresses contain inertia terms. Note that other boundary conditions for \mathbf{m}_x and \mathbf{m} did not change.

In the case of small deformations the equation of motion for a homogeneous isotropic solid takes the form

$$\mu \nabla \cdot \nabla \mathbf{u} + (\mu + \lambda) \nabla \nabla \cdot \mathbf{u} - \alpha \nabla \nabla \cdot \nabla (\nabla \cdot \mathbf{u}) + \rho \mathbf{f} = \rho \ddot{\mathbf{u}} - \rho \zeta \nabla \cdot \nabla \ddot{\mathbf{u}}, \tag{122}$$

where $\zeta > 0$, *i.e.* it is assumed to be a positive constant.

7 Two simple solved problems in linear dilatational strain elasticity

7.1 Dilatational waves

Let us consider a wave propagation in an elastic space. Within the dilatational strain gradient elasticity, the higher-order terms in the strain energy density have influence on dilatational waves (*P*-waves), whereas shear waves (*S*-waves) are the same as in classical linear elasticity [3]. Introducing a dilatational potential Φ as follows $\mathbf{u} = \nabla \Phi$, (122) is transformed into a scalar equation

$$(2\mu + \lambda) \Delta \Phi - \alpha \Delta^2 \Phi = \rho \ddot{\Phi} - \rho \zeta \Delta \ddot{\Phi}. \tag{123}$$

Here, $\Delta = \nabla \cdot \nabla$ and it is assumed that $\mathbf{f} = \mathbf{0}$. Looking for a solution in the form

$$\Phi = \Phi_0 \exp(i\mathbf{k} \cdot \mathbf{X} - i\omega t),$$

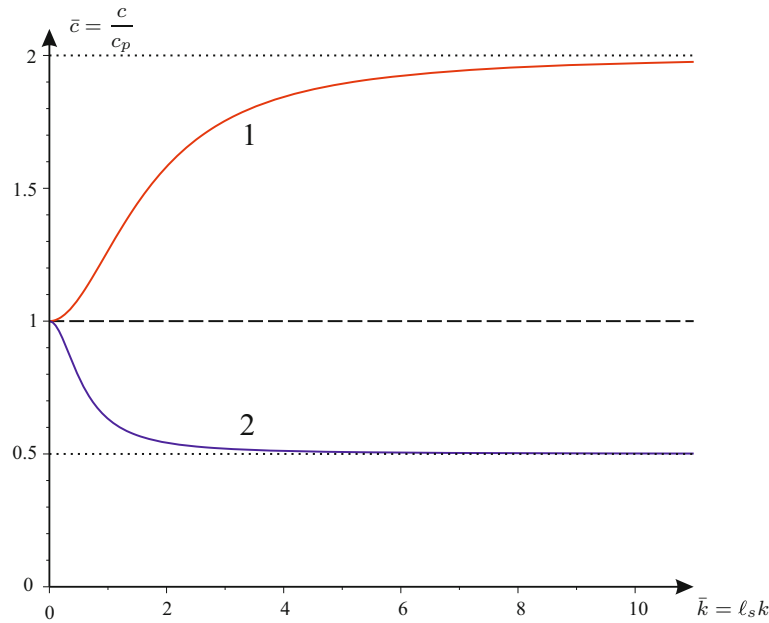


Fig. 3 Dispersion curves, i.e. c versus k . Here, dashed horizontal line shows the classic non-dispersive case $c/c_p = 1$, dispersion curves 1 and 2 relate to values $\ell_d/\ell_s = 2$ and $\ell_d/\ell_s = 0.5$, respectively. The dotted horizontal lines correspond to the asymptotes as $k \rightarrow \infty$

where \mathbf{k} is the wave vector, ω is the frequency, $i = \sqrt{-1}$, and Φ_0 is a constant wave amplitude, one arrives at the dispersion relation, i.e. to an equations which relates ω and \mathbf{k} ,

$$(2\mu + \lambda)k^2 + \alpha k^4 = \rho\omega^2(1 + \zeta k^2), \quad (124)$$

where $k^2 = \mathbf{k} \cdot \mathbf{k}$. Introducing the phase velocity $c = \omega/k$, one gets the dispersion relation in the form

$$\frac{c^2}{c_p^2} = \frac{1 + \frac{\alpha}{2\mu + \lambda}k^2}{1 + \zeta k^2}, \quad (125)$$

where $c_p = \sqrt{(2\mu + \lambda)/\rho}$ is the speed of longitudinal waves in an elastic space [3]. Eq. (125) contains two length-scale parameters, that are the static characteristic length ℓ_s and the dynamic characteristic length ℓ_d defined as

$$\ell_s = \sqrt{\frac{\alpha}{2\mu + \lambda}}, \quad \ell_d = \sqrt{\zeta}.$$

With these notations the dispersion relation takes the form

$$\frac{c}{c_p} = \sqrt{\frac{1 + \ell_s^2 k^2}{1 + \ell_d^2 k^2}}. \quad (126)$$

Obviously, if $\ell_s \neq \ell_d$ a dilatational wave is a dispersive wave. For long waves, i.e. as $k \rightarrow 0$, $c \approx c_p$. For short waves ($k \rightarrow \infty$), one has the asymptotic value $c = c_p \ell_d/\ell_s$. For other gradient-type models, such dispersion relation was analysed in [7] in more detail and for the couple stress theory in [90].

Characteristic dispersion curves are shown in Fig. 3. Here, the dashed horizontal line corresponds to the classic relation $c = c_p$, the dotted horizontal lines show the asymptotes $c = c_p \ell_d/\ell_s$. In addition dimensionless variables $\bar{c} = c/c_p$ and $\bar{k} = \ell_s k$ have been introduced. The group velocity $c_g = d\omega/dk$ is shown in Fig. 4.



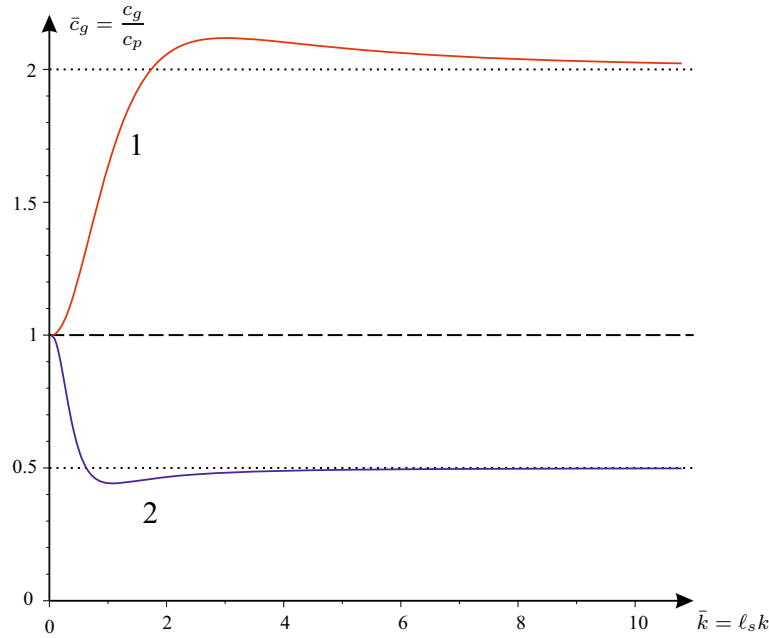


Fig. 4 Group velocity c_g versus k . Material parameters are chosen as in Fig. 3

7.2 Axial deformations of an elastic tube

As an example, let us consider the plane axial deformation of an elastic tube. Let a and b be the inner and outer radii of an elastic cylinder in a reference placement, respectively, see Fig. 5. Hydrostatic pressures and constant double forces are assumed on the boundaries. In the following, we use the polar coordinates in both reference and current placements. So an axial deformation has the following form [74, 130]

$$r = r(R), \quad \phi = \Phi, \quad z = Z, \quad (127)$$

where $r(R)$ is an unknown function. The deformation gradient is given by

$$\mathbf{F} = r'(R)\mathbf{e}_R \otimes \mathbf{e}_r + \frac{r(R)}{R}\mathbf{e}_\phi \otimes \mathbf{e}_\phi + \mathbf{e}_Z \otimes \mathbf{e}_z, \quad (128)$$

where $\mathbf{e}_R, \mathbf{e}_\phi, \mathbf{e}_Z$ and $\mathbf{e}_r, \mathbf{e}_\phi, \mathbf{e}_z$ are unit base vector related to Lagrangian and Eulerian polar coordinates, respectively, and the prime stands for the derivative with respect to R . So one has also

$$\mathbf{U} = r'(R)\mathbf{e}_R \otimes \mathbf{e}_R + \frac{r(R)}{R}\mathbf{e}_\phi \otimes \mathbf{e}_\phi + \mathbf{e}_Z \otimes \mathbf{e}_Z, \quad (129)$$

$$J \equiv \det \mathbf{F} = r'(R)\frac{r(R)}{R}, \quad \mathbf{k} = \left[r'(R)\frac{r(R)}{R} \right]' \mathbf{e}_R. \quad (130)$$

In the following attention is restricted to infinitesimal deformations. So one has

$$r(R) = R + u(R), \quad \boldsymbol{\varepsilon} = u'\mathbf{e}_R \otimes \mathbf{e}_R + \frac{u}{R}\mathbf{e}_\phi \otimes \mathbf{e}_\phi, \quad \varepsilon = u' + \frac{u}{R}, \quad \mathbf{k} = \varepsilon'\mathbf{e}_R,$$

where $u = u(R)$ is a displacement.

For the axial deformations, the equilibrium equations transform into the following scalar equation:

$$(2\mu + \lambda)\varepsilon' - \alpha \left(\varepsilon'' + \frac{\varepsilon'}{R} \right)' = 0. \quad (131)$$



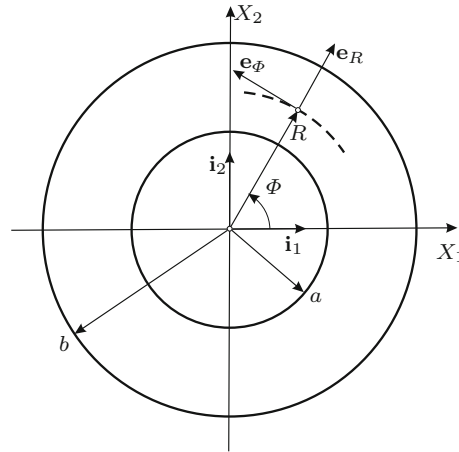


Fig. 5 Cross section of an elastic tube in a reference placement

With $\alpha = 0$ it has simple solution given by

$$u = u_0(R) \equiv C_1 R + \frac{C_2}{R}, \quad (132)$$

where C_1 and C_2 are integration constants, see [75]. For $\alpha \neq 0$ the solution of (131) is more complex. First one gets the solution for ε' as follows

$$\varepsilon' = C_3 I_1(\gamma R) + C_4 K_1(\gamma R),$$

where I_1 and K_1 are the modified Bessel functions of the first and second kinds, respectively, $\gamma = \sqrt{(2\mu + \lambda)/\alpha}$, and C_3 and C_4 are other integration constants. Note that $\xi = \gamma^{-1}$ plays a role of a length-scale parameter which characterizes the influence of gradient of dilatation. Then, integrating this equation using the properties of Bessel functions one gets $u(R)$

$$u(R) = C_1 R + \frac{C_2}{R} + \frac{1}{\gamma^2} C_3 I_1(\gamma R) + \frac{1}{\gamma^2} C_4 K_1(\gamma R). \quad (133)$$

For the sake of simplicity, it is assumed that the internal boundary ($R = a$) is free, whereas at $R = b$, one has the action of both hydrostatic pressure p and double force g . As a result, for axial deformations, one gets the following boundary conditions

$$R = a : \alpha \varepsilon' = 0, \quad (134)$$

$$2\mu u' + \lambda \varepsilon = 0, \quad (135)$$

$$R = b : \alpha \varepsilon' = g, \quad (136)$$

$$2\mu u' + \lambda \varepsilon = -p + \frac{1}{b} g. \quad (137)$$

Boundary conditions (134)–(137) constitute a system of linear algebraic equations for the integration constants which depend linearly on p and g . Obviously, if $g = 0$ from (134) and (136) one has $C_3 = C_4 = 0$ and u has the classical form (132). On the other hand, if $p = 0$ one has a nonzero surface traction related to g , see (137). In the next figures, the normalized distributions of stresses, double stresses and total stresses for various of thickness and the material length-scale parameter ξ are presented. These stresses are given by

$$P_{RR} = 2\mu u' + \lambda \varepsilon, \quad m_R = \alpha \varepsilon',$$

$$T_{RR} = P_{RR} - \alpha \left(\varepsilon'' + \frac{\varepsilon'}{R} \right).$$

In the following dimensionless variables $\bar{R} = R/b$, $\bar{P} = P_{RR}/\mu$, $\bar{T} = T_{RR}/\mu$, $\bar{m} = m_R/(b\alpha)$, $\bar{p} = p/\mu$, $\bar{g} = bg/\mu$ have been used. In addition, it was assumed a value $\lambda = 1.5\mu$ that corresponds to Poisson's ratio

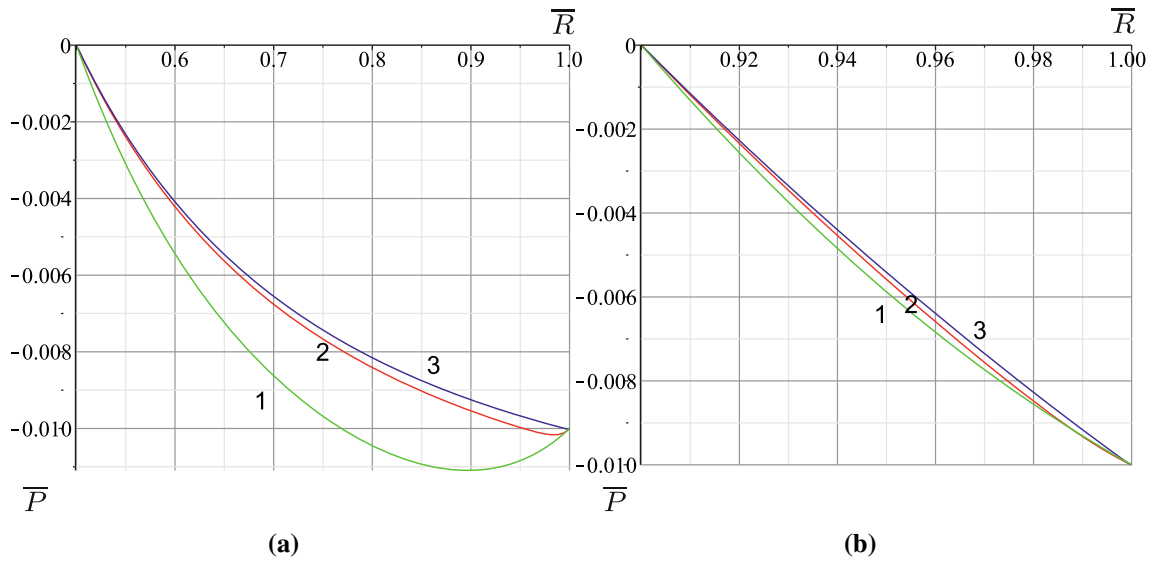


Fig. 6 Stresses versus $\bar{R} = R/b$. Curves 1, 2, and 3, relate to the following values of $\bar{\xi} = 0.1$, $\bar{\xi} = 0.01$, $\bar{\xi} = 0.001$, respectively. Here, $\bar{\xi} = \xi/b$, **a** $a/b = 0.5$, **b** $a/b = 0.9$

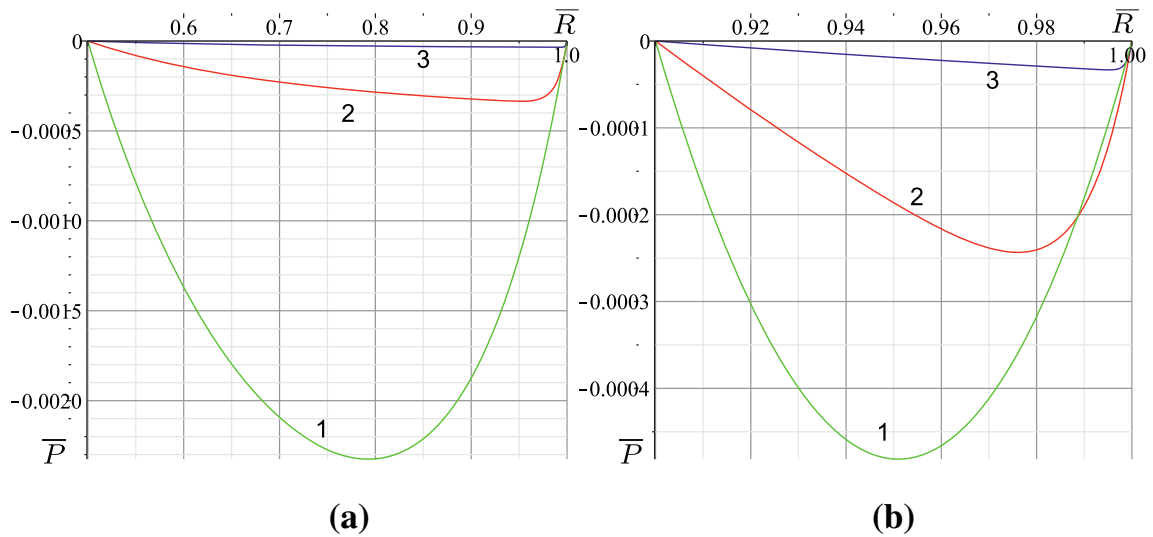


Fig. 7 Stresses versus $\bar{R} = R/b$ for self-equilibrated surface traction. Curves 1, 2, and 3, relate to the following values of $\bar{\xi} = 0.1$, $\bar{\xi} = 0.01$, $\bar{\xi} = 0.001$, respectively. Here, $\bar{\xi} = \xi/b$, **a** $a/b = 0.5$, **b** $a/b = 0.9$

0.3. In Fig. 6, the normalized stress \bar{P} versus $\bar{R} = R/b$ is given for $a/b = 0.5$ (a), $a/b = 0.9$ (b), $\bar{p} = 0.02$, $\bar{g} = 0.01$. Curves 1, 2, 3 relate to $\bar{\xi} = 0.1$, $\bar{\xi} = 0.01$, $\bar{\xi} = 0.001$, respectively.

The stress distributions for the particular case $-p + \frac{1}{b}g = 0$, $\bar{g} = 0.01$, are given in Fig. 7. Here, one has $P_{RR} = 0$ at $R = a, b$, but since $g \neq 0$ one gets nonzero distribution of stresses.

In Fig. 8, the normalized double stress $\bar{m} = m/(\alpha b)$ is presented as a function of \bar{R} for various values of a/b and various values of ξ . Clearly, the presented solutions have the form of a boundary-layer-type solution, i.e. localized near the boundary $R = b$. This behaviour is more pronounced for thick cylinders, see, e.g. Fig. 8a, b.

Finally, in Fig. 9, the normalized total stress \bar{T} as a function of \bar{R} is presented. Other parameters are the same as in Figs. 6 and 7.

For thick-walled cylinders, one can observe strong localization phenomena in stresses, double stresses and total stresses, see Fig. 10, where $a/b = 0.01$. Here, boundary-layer-type solutions for stresses and total stresses in the vicinity of the free surface $R = a$ are observed, whereas double force is localized near $R = b$.

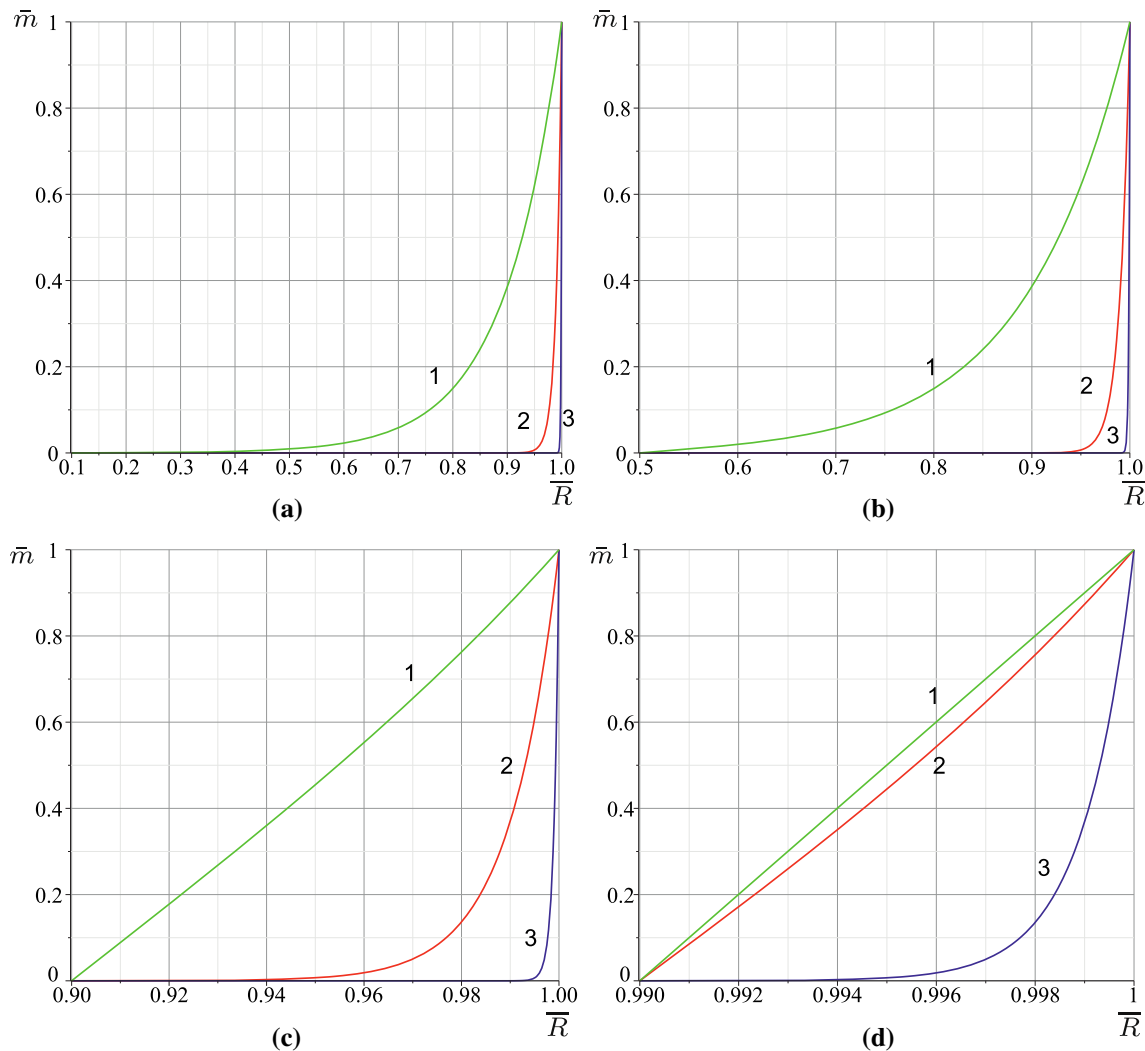


Fig. 8 Double force versus $\bar{R} = R/b$. Curves 1, 2, and 3, relate to the following values of $\bar{\xi} = 0.1$, $\bar{\xi} = 0.01$, $\bar{\xi} = 0.001$, respectively. Here $\bar{\xi} = \xi/b$. In addition, the cases **a–d** correspond to $a/b = 0.1, 0.5, 0.9, 0.99$, respectively

8 Conclusions and research perspectives

In this paper, it is proposed to call “*nonlinear dilatational strain gradient elasticity*” the theory concerning second gradient continua where the deformation energy depends on:

- (i) the gradient of placement (via its objective part) and
- (ii) the gradient of the determinant of the gradient of placement (which is obviously objective).

The class of deformation energies considered here is singular, in the sense given by the hypotheses demanded by the theorems presented in [67,81,97,98]. It is therefore clear that the study of mathematical well-posedness of the equilibrium and dynamical problems for dilatational strain gradient elasticity require the adaptation and/or the generalization of the standard arguments used in the theory of elasticity, in a similar way to what has been done, for the linear case, in [45,48]. In these last papers, the considered problem was linear, while here one deals with a nonlinear one. Therefore, sophisticated arguments involving lower-semicontinuity seem necessary, and will be the object of future investigations. Instead in the present paper, in order to give a strong mechanical motivation to the needed mathematical efforts demanded by the novel energies considered, an approach having the same style as the one usually used in mechanical literature has been adopted, based on the techniques originally employed by Lagrange himself. Without any formal specification of the functional space where the introduced energy functional are introduced, their first variation have been formally calculated.

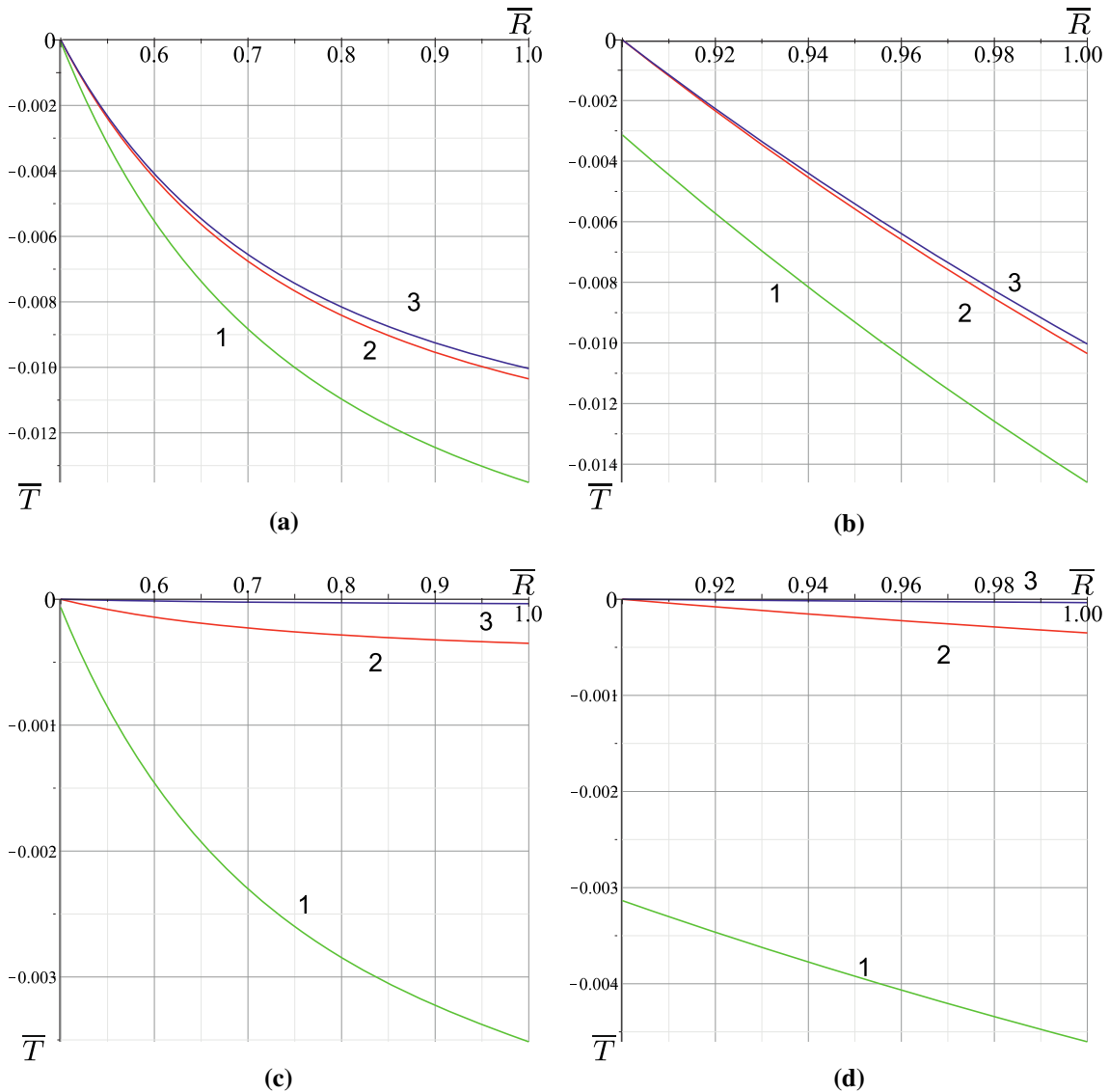


Fig. 9 Total stress versus \bar{R} . Curves 1, 2, and 3, relate to the following values of $\bar{\xi} = 0.1, \bar{\xi} = 0.01, \bar{\xi} = 0.001$, respectively. For **a, b** the parameters are assumed as in Fig. 6 whereas for **c** and **d** as in Fig. 7, respectively

The used heuristic procedure will lead to a formal expression of the work functional for externally applied loads: it is proven that together with standard volume forces and surface contact forces, dilatational strain gradient continua can support, on edges already present in the reference configuration, externally applied edge forces. Moreover, see [63], one can apply on contact surfaces also external double forces, that it interactions that expend work on normal (to the contact surface) derivative of virtual displacement. Rather interestingly it has been presented a reasoning which indicates that one can apply, on the regular parts of the boundary (i.e on the boundary faces) of the considered dilatational strain gradient continua, external forces concentrated on curves that are not already edges, in the reference configuration. These linear forces may, in the actual configuration, give rise to new edges, edges that did not already exist in the reference configuration. One has to remark that nonlinear dilatational strain gradient elasticity is a very interesting particular case of the complete Toupin–Mindlin nonlinear strain gradient elasticity.

Indeed, in the class of the continua considered here the only second gradient dependence of deformation energy involves the gradient of the volume change from the reference to the actual configuration: in other words, it has been considered those phenomena where the inhomogeneity of the dilation state produces an extra contribution to deformation energy, while the other eventual parts of second gradient of placement

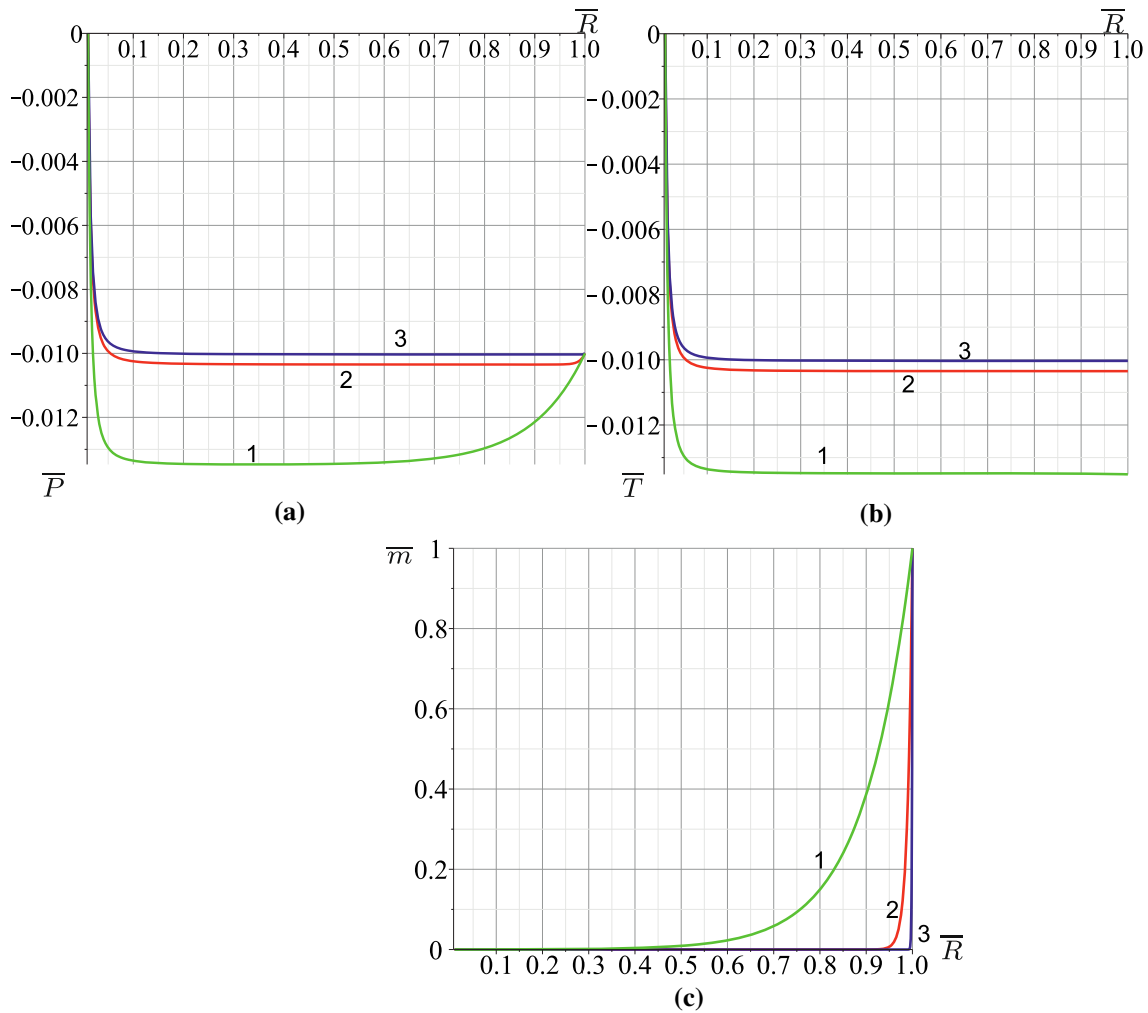


Fig. 10 Distribution of the stress (a), total stress (b) and double force (c) versus \bar{R} for $a/b = 0.01$ and $\bar{p} = 2\bar{g} = 0.02$. Curves 1, 2, and 3, relate to the following values of $\bar{\xi} = 0.1$, $\bar{\xi} = 0.01$, $\bar{\xi} = 0.001$, respectively

are “energy indifferent”. One has to remark that dilatational second gradient continua must be related to other models introduced in generalized continuum theory. In particular, it is immediate to regard them as the continua obtained by considering the models introduced in the so-called poroelasticity (see, in this context, e.g. [112]). In poroelasticity, a scalar (one-dimensional) porosity field is introduced to describe the pore-volume changes, which are distinct from the overall-continuum-volume changes. When a constraint linking the porosity kinematical descriptor to the determinant of placement gradient is introduced, then poroelasticity reduces to the presently discussed theory. A rigorous study of this relationship must consider the introduction of Lagrange multipliers and should parallel the considerations presented in [11].

On the other hand, the set of nonlinear dilatational strain gradient continua not only includes capillary fluids that have been extensively studied already, and that, in practice, are the only second gradient continua being considered in the literature, but also encompass a rather wide class of solids, whose second gradient behaviour is, in the sense specified before, singular. One could say that these dilatational strain gradient solids are a kind of “solidified” second gradient Korteweg or Cahn–Hilliard fluids. By exploiting the techniques developed by Lagrange and Piola, it has been managed to derive the expressions for virtual work equality (including, eventually, inertial contributions) in both Lagrangian and Eulerian description and to obtain the formulas for Piola’s transport for the considered class of continua. Some relevant conditions characterizing the set of double forces and edge forces applicable to dilatational strain gradient are derived: in particular, it has been proven that contact edge forces cannot have, in Eulerian description, any component in the edge tangent direction. In order to check the logical consistency and the predictive capacity of considered continuum

models, the linearized equations governing two important paradigmatic problems (involving wave propagation and deformation of an elastic tube under external pressure and double force) have been considered; the results were obtained should be regarded as very promising. This for two reasons: first for their intrinsic value, but also because they will represent a valid checking of future numerical codes to be developed for studying nonlinear problems, of interest, for instance, in the theory of metamaterials.

Open Access This article is licensed under a Creative Commons Attribution 4.0 International License, which permits use, sharing, adaptation, distribution and reproduction in any medium or format, as long as you give appropriate credit to the original author(s) and the source, provide a link to the Creative Commons licence, and indicate if changes were made. The images or other third party material in this article are included in the article's Creative Commons licence, unless indicated otherwise in a credit line to the material. If material is not included in the article's Creative Commons licence and your intended use is not permitted by statutory regulation or exceeds the permitted use, you will need to obtain permission directly from the copyright holder. To view a copy of this licence, visit <http://creativecommons.org/licenses/by/4.0/>.

Funding Open access funding provided by Università degli Studi di Cagliari within the CRUI-CARE Agreement. This study was funded by the Russian Science Foundation (Grant No. 20-41-04404).

Declarations

Ethical approval This article does not contain any studies with human participants or animals performed by any of the authors.

Conflict of interest Author VAE declares that he has no conflict of interest. Author AC declares that he has no conflict of interest. Author FdI declares that he has no conflict of interest.

Appendix: Lagrange variational principle for the nonlinear strain gradient elasticity considering edges

Within the Toupin–Mindlin strain gradient elasticity the Lagrange variational principle has the form

$$\delta \mathbb{E}_{\text{TM}} - \delta \mathbb{A}_{\text{TM}} = 0, \quad (138)$$

where \mathbb{E}_{TM} is the functional of total energy

$$\mathbb{E}_{\text{TM}} = \iiint_V \mathcal{U} \, dV,$$

and $\delta \mathbb{A}_{\text{TM}}$ is the work of external actions given by

$$\begin{aligned} \delta \mathbb{A}_{\text{TM}} = & \iiint_V \rho_x \mathbf{f} \cdot \delta \mathbf{x} \, dV + \iint_{A_f} \left[\mathbf{t} \cdot \delta \mathbf{x} + \mathbf{c} \cdot \frac{\partial \delta \mathbf{x}}{\partial N} \right] dA \\ & + \sum_m \int_{L_m} \mathbf{t}_m \cdot \delta \mathbf{x} \, dS + \int_L \mathbf{q} \cdot \delta \mathbf{x} \, dS. \end{aligned} \quad (139)$$

On a part A_f of the boundary $A = \partial V$ the external actions are prescribed. Here, ρ_x is the referential mass density, \mathbf{f} is a vector of mass forces, \mathbf{t} is a vector of the surface traction, \mathbf{c} is a vector of surface external double forces, $\delta \mathbf{x}$ is the variation of \mathbf{x} , $\partial/\partial N$ is the normal derivative, \mathbf{t}_m and \mathbf{q} are vectors of line forces given along L_m and L , respectively.

Note that $\delta \mathbb{A}_{\text{TM}}$ does not constitute the first variation of any functional, in general. Such functional exists only for conservative loadings.

Introducing the Piola–Kirchhoff stress \mathbf{P}_x and hyperstress \mathbf{M}_x one gets the first variation of \mathbb{E}_{TM} in the form

$$\delta \mathbb{E}_{\text{TM}} = \iiint_V (\mathbf{P}_x : \nabla_x \mathbf{v} + \mathbf{M}_x : \nabla_x \nabla_x \mathbf{v}) \, dV, \quad (140)$$

where $\mathbf{v} = \delta \mathbf{x}$. Then, integrating by parts and under standard assumptions of the calculus of variations from (138) we derive Eqs. (8), (11), (12), and (14), (15), see [8,43,44] for more details.

The same technique can be applied for deriving Eulerian form of the respective boundary-value problems. To this end, (140) is transformed into the Eulerian form changing coordinates $\mathbf{X} \rightarrow \mathbf{x}$ and using the identities $dv = JdV$ and $\mathbf{F} \cdot \nabla = \nabla_{\mathcal{X}}$

$$\delta \mathbb{E}_{\text{TM}} = \iiint_v (\mathbf{P} : \nabla \mathbf{v} + \mathbf{M} : \nabla \nabla \mathbf{v}) dv, \quad (141)$$

where

$$\mathbf{P} = J^{-1} \mathbf{F}^T \cdot \mathbf{P}_{\mathcal{X}}, \quad \mathbf{M} = J^{-1} \mathbf{F}^T * \mathbf{M}_{\mathcal{X}} \cdot \mathbf{F}^{-1},$$

are the Cauchy stress and hyperstress tensors, respectively, and $*$ stands for the Rayleigh product. Applying the integration by parts one gets

$$\iiint_v \mathbf{P} : \nabla \mathbf{v} dv = \iint_{\partial v} \mathbf{n} \cdot \mathbf{P} \cdot \mathbf{v} da - \iiint_v (\nabla \cdot \mathbf{P}) \cdot \mathbf{v} dv. \quad (142)$$

In a similar way, one has

$$\begin{aligned} \iiint_v \mathbf{M} : \nabla \nabla \mathbf{v} dv &= \iint_{\partial v} \mathbf{n} \cdot \mathbf{M} : \nabla \mathbf{v} da - \iiint_v (\nabla \cdot \mathbf{M}) : \nabla \mathbf{v} dv \\ &= \iiint_v \nabla \cdot (\nabla \cdot \mathbf{M}) \cdot \mathbf{v} dv \\ &\quad - \iint_{\partial v} \mathbf{n} \cdot (\nabla \cdot \mathbf{M}) \cdot \mathbf{v} da + \iint_{\partial v} \mathbf{n} \cdot \mathbf{M} : \nabla \mathbf{v} da. \end{aligned} \quad (143)$$

With the surface divergence theorem the last surface integral in (143) can be transformed as follows:

$$\begin{aligned} \iint_{\partial v} \mathbf{n} \cdot \mathbf{M} : \nabla \mathbf{v} da &= \iint_{\partial v} \left[\mathbf{n} \cdot \mathbf{M} : \nabla_s \mathbf{v} + \mathbf{n} \cdot \mathbf{M} : \left(\mathbf{n} \otimes \frac{\partial \mathbf{v}}{\partial n} \right) \right] da \\ &= \sum_m \int_{\ell_m} \llbracket \boldsymbol{\eta} \cdot (\mathbf{n} \cdot \mathbf{M}) \rrbracket_m \cdot \mathbf{v} ds + \int_{\ell} \llbracket \boldsymbol{\eta} \cdot (\mathbf{n} \cdot \mathbf{M}) \rrbracket_{\ell} \cdot \mathbf{v} ds \\ &\quad - \iint_{\partial v} [\nabla_s \cdot (\mathbf{n} \cdot \mathbf{M}) \cdot \mathbf{v} + 2h(\mathbf{n} \otimes \mathbf{n}) : \mathbf{M} \cdot \mathbf{v}] da \\ &\quad + \iint_{\partial v} (\mathbf{n} \otimes \mathbf{n}) : \mathbf{M} \cdot \frac{\partial \mathbf{v}}{\partial n} da. \end{aligned}$$

Here, $\frac{\partial}{\partial n}$ denotes the normal derivative whereas $\llbracket (\dots) \rrbracket$ means a jump of discontinuity across edges ℓ_m and the contours ℓ in the current placement.

As a result, Eq. (143) takes the following form

$$\begin{aligned} \iiint_v \mathbf{M} : \nabla \nabla \mathbf{v} dv &= \iiint_v \nabla \cdot (\nabla \cdot \mathbf{M}) \cdot \mathbf{v} dv \\ &\quad + \sum_m \int_{\ell_m} \llbracket \boldsymbol{\eta} \cdot (\mathbf{n} \cdot \mathbf{M}) \rrbracket_m \cdot \mathbf{v} ds + \int_{\ell} \llbracket \boldsymbol{\eta} \cdot (\mathbf{n} \cdot \mathbf{M}) \rrbracket_{\ell} \cdot \mathbf{v} ds \\ &\quad + \iint_{\partial v} (\mathbf{n} \otimes \mathbf{n}) : \mathbf{M} \cdot \frac{\partial \mathbf{v}}{\partial n} da \\ &\quad - \iint_{\partial v} [\mathbf{n} \cdot (\nabla \cdot \mathbf{M}) + \nabla_s \cdot (\mathbf{n} \cdot \mathbf{M}) + 2h(\mathbf{n} \otimes \mathbf{n}) : \mathbf{M}] \cdot \mathbf{v} da. \end{aligned}$$

Finally, one gets

$$\begin{aligned} \delta E_{\text{TM}} = & \iiint_v [-\nabla \cdot \mathbf{P} + \nabla \cdot (\nabla \cdot \mathbf{M})] \cdot \mathbf{v} \, dv \\ & + \sum_m \int_{\ell_m} [\boldsymbol{\eta} \cdot (\mathbf{n} \cdot \mathbf{M})]_m \cdot \mathbf{v} \, ds + \int_{\ell} [\boldsymbol{\eta} \cdot (\mathbf{n} \cdot \mathbf{M})]_{\ell} \cdot \mathbf{v} \, ds \\ & + \iint_{\partial v} (\mathbf{n} \otimes \mathbf{n}) : \mathbf{M} \cdot \frac{\partial \mathbf{v}}{\partial n} \, da \\ & - \iint_{\partial v} [-\mathbf{n} \cdot \mathbf{P} + \mathbf{n} \cdot (\nabla \cdot \mathbf{M}) + \nabla_s \cdot (\mathbf{n} \cdot \mathbf{M}) + 2h(\mathbf{n} \otimes \mathbf{n}) : \mathbf{M}] \cdot \mathbf{v} \, da. \end{aligned} \quad (144)$$

The Eulerian form of $\delta \mathbb{A}_{\text{TM}}$ is given by

$$\begin{aligned} \delta \mathbb{A}_{\text{TM}} = & \iiint_v \rho \mathbf{f} \cdot \mathbf{v} \, dv + \iint_{a_f} \left[\left(\frac{dA}{da} \right) \mathbf{t} \cdot \mathbf{v} + J^{-1} \mathbf{c} \cdot \frac{\partial \mathbf{v}}{\partial n} \right] da \\ & + \sum_m \int_{\ell_m} \left(\frac{dS}{ds} \right) \mathbf{t}_m \cdot \mathbf{v} \, ds + \int_{\ell} \left(\frac{dS}{ds} \right) \mathbf{q} \cdot \mathbf{v} \, ds. \end{aligned} \quad (145)$$

In (145) one has used the identities

$$\begin{aligned} \mathbf{n} \, da &= \mathbf{N} \cdot \mathbf{J} \mathbf{F}^{-T} \, dA, \quad \frac{\partial}{\partial N} = \mathbf{N} \cdot \nabla_x, \quad \frac{\partial}{\partial n N} = \mathbf{n} \cdot \nabla, \\ \frac{\partial \mathbf{v}}{\partial N} \, dA &= J^{-1} \frac{\partial \mathbf{v}}{\partial n} \, da, \end{aligned}$$

and

$$\frac{da}{dA} = J \sqrt{\mathbf{N} \cdot \mathbf{F}^{-T} \cdot \mathbf{F}^{-1} \cdot \mathbf{N}}, \quad \frac{ds}{dS} = \sqrt{\boldsymbol{\tau} \cdot \mathbf{F}^T \cdot \mathbf{F} \cdot \boldsymbol{\tau}}, \quad \boldsymbol{\tau} = \mathbf{N} \times \mathbf{v}.$$

As a result, from (138), the Eulerian boundary-value problem given by (24)–(28) is obtained.

References

1. Abali, B.E., Barchiesi, E.: Additive manufacturing introduced substructure and computational determination of metamaterials parameters by means of the asymptotic homogenization. *Contin. Mech. Thermodyn.* (2020). <https://doi.org/10.1007/s00161-020-00941-w>
2. Abdoul-Anziz, H., Seppecher, P.: Strain gradient and generalized continua obtained by homogenizing frame lattices. *Math. Mech. Complex Syst.* **6**(3), 213–250 (2018)
3. Achenbach, J.: *Wave Propagation in Elastic Solids*. North Holland, Amsterdam (1973)
4. Aifantis, E.C.: Update on a class of gradient theories. *Mech. Mater.* **35**(3), 259–280 (2003)
5. Akgöz, B., Civalek, Ö.: Strain gradient elasticity and modified couple stress models for buckling analysis of axially loaded micro-scaled beams. *Int. J. Eng. Sci.* **49**(11), 1268–1280 (2011)
6. Alibert, J.J., Seppecher, P., dell'Isola, F.: Truss modular beams with deformation energy depending on higher displacement gradients. *Math. Mech. Solids* **8**(1), 51–73 (2003)
7. Askes, H., Aifantis, E.C.: Gradient elasticity in statics and dynamics: an overview of formulations, length scale identification procedures, finite element implementations and new results. *Int. J. Solids Struct.* **48**(13), 1962–1990 (2011)
8. Auffray, N., dell'Isola, F., Eremeyev, V.A., Madeo, A., Rosi, G.: Analytical continuum mechanics à la Hamilton–Piola least action principle for second gradient continua and capillary fluids. *Math. Mech. Solids* **20**(4), 375–417 (2015)
9. Barchiesi, E., Spagnuolo, M., Placidi, L.: Mechanical metamaterials: a state of the art. *Math. Mech. Solids* **24**(1), 212–234 (2019)
10. Benvenuto, E., Corradi, M., Focè, F., Becchi, A.: *La scienza delle costruzioni e il suo sviluppo storico*. Edizioni di storia e letteratura, Rome (2006)
11. Bersani, A., dell'Isola, F., Seppecher, P.: Lagrange multipliers in infinite dimensional spaces, examples of application. HAL archive-ouvertes.fr fhal-02269765f (2019)
12. Bertram, A.: *Compendium on Gradient Materials Including Solids and Fluids*, 4th edn. TU Berlin, Berlin (2019)

13. Bertram, A.: On viscous gradient fluids. *Contin. Mech. Thermodyn.* **32**, 1385–1401 (2020)
14. Bertram, A., Forest, S. (eds.): *Mechanics of Strain Gradient Materials*. Springer International Publishing, Cham (2020)
15. Cahn, J.W., Hilliard, J.E.: Free energy of a nonuniform system. I. Interfacial free energy. *J. Chem. Phys.* **28**(2), 258–267 (1958)
16. Cahn, J.W., Hilliard, J.E.: Free energy of a nonuniform system. III. Nucleation in a two-component incompressible fluid. *J. Chem. Phys.* **31**(3), 688–699 (1959)
17. Capriz, G.: *Continua with Microstructure*. Springer, New York (1989)
18. Casal, P., Gouin, H.: Relation entre l'équation de l'énergie et l'équation du mouvement en théorie de Korteweg de la capillarité. *Comptes-rendus des séances de l'Académie des sciences. Série 2, Mécanique-physique, chimie, sciences de l'univers, sciences de la terre* **300**(7), 231–234 (1985)
19. Casal, P., Gouin, H.: Equations du mouvement des fluides thermocapillaires. *Comptes-rendus des séances de l'Académie des sciences. Série 2, Mécanique-physique, chimie, sciences de l'univers, sciences de la terre* **306**(2), 99–104 (1988)
20. Casal, P., Gouin, H.: Invariance properties of inviscid fluids of grade n . In: Rasche, M., Serre, D., Slemrod, M. (eds.) *PDEs and Continuum Models of Phase Transitions*, pp. 85–98. Springer, Berlin (1989)
21. Chaki, M.S., Eremeyev, V.A., Singh, A.K.: Surface and interfacial anti-plane waves in micropolar solids with surface energy. *Math. Mech. Solids* (2020). <https://doi.org/10.1177/1081286520965646>
22. Cordero, N.M., Forest, S., Busso, E.P.: Second strain gradient elasticity of nano-objects. *J. Mech. Phys. Solids* **97**, 92–124 (2016)
23. Cowin, S.C., Nunziato, J.W.: Linear elastic materials with voids. *J. Elast.* **13**(2), 125–147 (1983)
24. dell'Isola, F., Andreus, U., Placidi, L.: At the origins and in the vanguard of peridynamics, non-local and higher-gradient continuum mechanics: an underestimated and still topical contribution of Gabrio Piola. *Math. Mech. Solids* **20**(8), 887–928 (2015)
25. dell'Isola, F., Andreus, U., Placidi, L., Scerrato, D.: Intorno alle equazioni fondamentali del movimento di corpi qualsivogliano, considerati secondo la naturale loro forma e costituzione. In: dell'Isola, F., Maier, G., Perego, U., Andreus, U., Esposito, R., Forest, S. (eds.) *The complete works of Gabrio Piola: Volume I: Commented English Translation*, pp. 1–370. Springer, Cham (2014)
26. dell'Isola, F., Della Corte, A., Esposito, R., Russo, L.: Some cases of unrecognized transmission of scientific knowledge: from antiquity to Gabrio Piola's peridynamics and generalized continuum theories. In: Altenbach, H., Forest, S. (eds.) *Generalized Continua as Models for Classical and Advanced Materials, Advanced Structured Materials*, vol. 42, pp. 77–128. Springer, Cham (2016)
27. dell'Isola, F., Della Corte, A., Giorgio, I.: Higher-gradient continua: The legacy of Piola, Mindlin, Sedov and Toupin and some future research perspectives. *Math. Mech. Solids* **22**(4), 852–872 (2017)
28. dell'Isola, F., Di Cosmo, F.: Lagrange multipliers in infinite-dimensional systems, methods of. In: Altenbach, H., Öchsner, A. (eds.) *Encyclopedia of Continuum Mechanics*, pp. 1–9. Springer, Berlin (2020)
29. dell'Isola, F., Giorgio, I., Pawlikowski, M., Rizzi, N.: Large deformations of planar extensible beams and pantographic lattices: Heuristic homogenisation, experimental and numerical examples of equilibrium. *Proc. R. Soc. Lond. Ser. A* **472**(2185), 20150790 (2016)
30. dell'Isola, F., Gouin, H., Rotoli, G.: Nucleation of spherical shell-like interfaces by second gradient theory: numerical simulations. *Eur. J. Mech. B. Fluids* **15**(4), 545–568 (1996)
31. dell'Isola, F., Gouin, H., Seppecher, P.: Radius and surface tension of microscopic bubbles by second gradient theory. *Comptes rendus de l'Académie des sciences. Série II, Mécanique, physique, chimie, astronomie* **320**(5), 211–216 (1995)
32. dell'Isola, F., Sciarra, G., Vidoli, S.: Generalized Hooke's law for isotropic second gradient materials. *R. Soc. Lond. Proc. Ser. A* **465**(2107), 2177–2196 (2009)
33. dell'Isola, F., Seppecher, P., Alibert, J.J., Lekszycki, T., Grygoruk, R., Pawlikowski, M., Steigmann, D., Giorgio, I., Andreus, U., Turco, E., Gołaszewski, M., Rizzi, N., Boutin, C., Eremeyev, V.A., Misra, A., Placidi, L., Barchiesi, E., Greco, L., Cuomo, M., Cazzani, A., Corte, A.D., Battista, A., Scerrato, D., Eremeeva, I.Z., Rahali, Y., Ganghoffer, J.F., Müller, W., Ganzosch, G., Spagnuolo, M., Pfaff, A., Barcz, K., Hoschke, K., Neggers, J., Hild, F.: Pantographic metamaterials: an example of mathematically driven design and of its technological challenges. *Contin. Mech. Thermodyn.* **31**(4), 851–884 (2019)
34. dell'Isola, F., Seppecher, P., Spagnuolo, M., Barchiesi, E., Hild, F., Lekszycki, T., Giorgio, I., Placidi, L., Andreus, U., Cuomo, M., Eugster, S.R., Pfaff, A., Hoschke, K., Langkemper, R., Turco, E., Sarikaya, R., Misra, A., De Angelo, M., D'Annibale, F., Bouterf, A., Pinelli, X., Misra, A., Desmorat, B., Pawlikowski, M., Dupuy, C., Scerrato, D., Peyre, P., Laudato, M., Manzari, L., Göransson, P., Hesch, C., Hesch, S., Franciosi, P., Dirrenberger, J., Maurin, F., Vangelatos, Z., Grigoropoulos, C., Melissinaki, V., Farsari, M., Müller, W., Abali, B.E., Liebold, C., Ganzosch, G., Harrison, P., Drobnicki, R., Igumnov, L., Alzahrani, F., Hayat, T.: Advances in pantographic structures: design, manufacturing, models, experiments and image analyses. *Contin. Mech. Thermodyn.* **31**(4), 1231–1282 (2019)
35. dell'Isola, F., Steigmann, D.: A two-dimensional gradient-elasticity theory for woven fabrics. *J. Elast.* **118**(1), 113–125 (2015)
36. dell'Isola, F., Steigmann, D.J.: *Discrete and Continuum Models for Complex Metamaterials*. Cambridge University Press, Cambridge (2020)
37. Eliseev, E.A., Morozovska, A.N., Glinchuk, M.D., Blinc, R.: Spontaneous flexoelectric/flexomagnetic effect in nanoferroics. *Phys. Rev. B* **79**(16), 165433 (2009)
38. Elżanowski, M., Epstein, M.: The symmetry group of second-grade materials. *Int. J. Nonlinear Mech.* **27**(4), 635–638 (1992)
39. Epstein, M., Smelser, R.: An appreciation and discussion of Paul Germain's "The method of virtual power in the mechanics of continuous media, I: Second-gradient theory". *Math. Mech. Complex Syst.* **8**(2), 191–199 (2020)
40. Eremeyev, V.A.: On equilibrium of a second-gradient fluid near edges and corner points. In: Naumenko, K., Aßmus, M. (eds.) *Advanced Methods of Continuum Mechanics for Materials and Structures*, pp. 547–556. Springer, Singapore (2016)



41. Eremeyev, V.A.: On dynamic boundary conditions within the linear Steigmann–Ogden model of surface elasticity and strain gradient elasticity. In: Altenbach, H., Belyaev, A., Eremeyev, V., Krivtsov, A., Porubov, A. (eds.) *Dynamical Processes in Generalized Continua and Structures*, pp. 195–207. Springer, Cham (2019)
42. Eremeyev, V.A.: Strongly anisotropic surface elasticity and antiplane surface waves. *Philos. Trans. R. Soc. A* **378**(2162), 20190100 (2020)
43. Eremeyev, V.A., Altenbach, H.: Equilibrium of a second-gradient fluid and an elastic solid with surface stresses. *Meccanica* **49**(11), 2635–2643 (2014)
44. Eremeyev, V.A., Cloud, M.J., Lebedev, L.P.: *Applications of Tensor Analysis in Continuum Mechanics*. World Scientific, Hackensack (2018)
45. Eremeyev, V.A., dell’Isola, F., Boutin, C., Steigmann, D.: Linear pantographic sheets: existence and uniqueness of weak solutions. *J. Elast.* **132**(2), 175–196 (2018)
46. Eremeyev, V.A., Ganghoffer, J.F., Konopińska-Zmysłowska, V., Uglov, N.S.: Flexoelectricity and apparent piezoelectricity of a pantographic micro-bar. *Int. J. Eng. Sci.* **149**, 103213 (2020)
47. Eremeyev, V.A., Lebedev, L.P., Cloud, M.J.: On weak solutions of boundary value problems within the surface elasticity of N th order. *ZAMM—J. Appl. Math. Mech./Zeitschrift für Angewandte Mathematik und Mechanik* (2021). <https://doi.org/10.1002/zamm.202000378>
48. Eremeyev, V.A., Lurie, S.A., Solyaev, Y.O., dell’Isola, F.: On the well-posedness of static boundary value problem within the linear dilatational strain gradient elasticity. *Zeitschrift für Angewandte Mathematik und Physik* **71**(6), 1–16 (2020)
49. Eremeyev, V.A., Pietraszkiewicz, W.: Material symmetry group and constitutive equations of micropolar anisotropic elastic solids. *Math. Mech. Solids* **21**(2), 210–221 (2016)
50. Eremeyev, V.A., Rosi, G., Naili, S.: Comparison of anti-plane surface waves in strain-gradient materials and materials with surface stresses. *Math. Mech. Solids* **24**(8), 2526–2535 (2019)
51. Eremeyev, V.A., Sharma, B.L.: Anti-plane surface waves in media with surface structure: discrete vs. continuum model. *Int. J. Eng. Sci.* **143**, 33–38 (2019)
52. Eringen, A.C.: *Microcontinuum Field Theory. I. Foundations and Solids*. Springer, New York (1999)
53. Eringen, A.C.: *Microcontinuum Field Theory. II. Fluent Media*. Springer, New York (2001)
54. Eringen, A.C.: *Nonlocal Continuum Field Theories*. Springer, New York (2002)
55. Eringen, A.C., Kafadar, C.B.: Polar field theories. In: Eringen, A.C. (ed.) *Continuum Physics*, vol. IV, pp. 1–75. Academic Press, New York (1976)
56. Fleck, N.A., Hutchinson, J.W.: A phenomenological theory for strain gradient effects in plasticity. *J. Mech. Phys. Solids* **41**(12), 1825–1857 (1993)
57. Fleck, N.A., Hutchinson, J.W.: A reformulation of strain gradient plasticity. *J. Mech. Phys. Solids* **49**(10), 2245–2271 (2001)
58. Forest, S., Cordero, N.M., Busso, E.P.: First vs. second gradient of strain theory for capillarity effects in an elastic fluid at small length scales. *Comput. Mater. Sci.* **50**(4), 1299–1304 (2011)
59. de Gennes, P.G., Brochard-Wyart, F., Quéré, D.: *Capillarity and Wetting Phenomena: Drops, Bubbles, Pearls, Waves*. Springer, New York (2004)
60. George, D., Allena, R., Remond, Y.: A multiphysics stimulus for continuum mechanics bone remodeling. *Math. Mech. Complex Syst.* **6**(4), 307–319 (2018)
61. George, D., Allena, R., Remond, Y.: Integrating molecular and cellular kinetics into a coupled continuum mechanobiological stimulus for bone reconstruction. *Contin. Mech. Thermodyn.* **31**(3), 725–740 (2019)
62. Germain, P.: The method of virtual power in continuum mechanics. Part 2: Microstructure. *SIAM J. Appl. Math.* **25**(3), 556–575 (1973)
63. Germain, P.: The method of virtual power in the mechanics of continuous media, I: Second-gradient theory. *Math. Mech. Complex Syst.* **8**(2), 153–190 (2020)
64. Giorgio, I., De Angelo, M., Turco, E., Misra, A.: A Biot–Cosserat two-dimensional elastic nonlinear model for a micro-morphic medium. *Contin. Mech. Thermodyn.* **32**, 1357–1369 (2020)
65. Gorbushin, N., Mishuris, G.: Analysis of dynamic failure of the discrete chain structure with non-local interactions. *Math. Methods Appl. Sci.* **40**(9), 3355–3365 (2017)
66. Green, G.: On the laws of the reflexion and refraction of light at the common surface of two non-crystallized media. *Trans. Camb. Philos. Soc.* **7**, 1–24 (1848)
67. Healey, T.J., Krömer, S.: Injective weak solutions in second-gradient nonlinear elasticity. *ESAIM: Control Optim. Calc. Var.* **15**(4), 863–871 (2009)
68. Israelachvili, J.N.: *Intermolecular and Surface Forces*, 3rd edn. Academic Press, Amsterdam (2011)
69. Javanbakht, M., Ghaedi, M.S., Barchiesi, E., Ciallella, A.: The effect of a pre-existing nanovoid on martensite formation and interface propagation: a phase field study. *Math. Mech. Solids* (2020). <https://doi.org/10.1177/1081286520948118>
70. Khakalo, S., Niiranen, J.: Form II of Mindlin’s second strain gradient theory of elasticity with a simplification: for materials and structures from nano-to macro-scales. *Eur. J. Mech. A Solids* **71**, 292–319 (2018)
71. Korteweg, D.J.: Sur la forme que prennent les équations des mouvements des fluides si l’on tient compte des forces capillaires par des variations de densité. *Archives Néerlandaises des sciences exactes et naturelles Sér II*(6), 1–24 (1901)
72. Krawietz, A.: Surface tension and reaction stresses of a linear incompressible second gradient fluid. *Contin. Mech. Thermodyn.* (2021). <https://doi.org/10.1007/s00161-020-00951-8>
73. Lamé, G.: *Leçons sur la théorie mathématique de l’élasticité des corps solides*. Bachelier, Paris (1852)
74. Lurie, A.I.: *Nonlinear Theory of Elasticity*. North-Holland, Amsterdam (1990)
75. Lurie, A.I.: *Theory of elasticity. Foundations of Engineering Mechanics*. Springer, Berlin (2005)
76. Madeo, A., George, D., Lekszycki, T., Nierenberger, M., Rémond, Y.: A second gradient continuum model accounting for some effects of micro-structure on reconstructed bone remodelling. *C. R. Méc.* **340**(8), 575–589 (2012)
77. Malikan, M., Eremeyev, V.A.: On nonlinear bending study of a piezo-flexomagnetic nanobeam based on an analytical-numerical solution. *Nanomaterials* **10**(9), 1762 (2020)
78. Malikan, M., Eremeyev, V.A.: On the dynamics of a visco-piezo-flexoelectric nanobeam. *Symmetry* **12**(4), 643 (2020)

79. Malikan, M., Krashenninnikov, M., Eremeyev, V.A.: Torsional stability capacity of a nano-composite shell based on a nonlocal strain gradient shell model under a three-dimensional magnetic field. *Int. J. Eng. Sci.* **148**, 103210 (2020)
80. Malikan, M., Uglov, N.S., Eremeyev, V.A.: On instabilities and post-buckling of piezomagnetic and flexomagnetic nanostructures. *Int. J. Eng. Sci.* **157**, 103395 (2020)
81. Mareno, A., Healey, T.J.: Global continuation in second-gradient nonlinear elasticity. *SIAM J. Math. Anal.* **38**(1), 103–115 (2006)
82. Maugin, G.A.: A historical perspective of generalized continuum mechanics. In: Altenbach, H., Erofeev, V.I., Maugin, G.A. (eds.) *Mechanics of Generalized Continua. From the Micromechanical Basics to Engineering Applications*, pp. 3–19. Springer, Berlin (2011)
83. Maugin, G.A.: Generalized continuum mechanics: Various paths. In: *Continuum Mechanics Through the Twentieth Century: A Concise Historical Perspective*, pp. 223–241. Springer, Dordrecht (2013)
84. Maugin, G.A.: *Non-Classical Continuum Mechanics: A Dictionary*. Springer, Singapore (2017)
85. Mawassy, N., Reda, H., Ganghoffer, J.F., Eremeyev, V.A., Lakiss, H.: A variational approach of homogenization of piezoelectric composites towards piezoelectric and flexoelectric effective media. *Int. J. Eng. Sci.* **158**, 103410 (2020)
86. Meenen, J., Altenbach, H., Eremeyev, V., Naumenko, K.: A variationally consistent derivation of microcontinuum theories. In: Altenbach, H., Eremeyev, V. (eds.) *Shell-like Structures, Advanced Structured Materials*, vol. 15, pp. 571–584. Springer, Berlin (2011)
87. Mindlin, R.D.: Micro-structure in linear elasticity. *Arch. Ration. Mech. Anal.* **16**(1), 51–78 (1964)
88. Mindlin, R.D., Eshel, N.N.: On first strain-gradient theories in linear elasticity. *Int. J. Solids Struct.* **4**(1), 109–124 (1968)
89. Mindlin, R.D., Tiersten, H.F.: Effects of couple-stresses in linear elasticity. *Arch. Ration. Mech. Anal.* **11**, 415–448 (1962)
90. Mishuris, G., Piccolroaz, A., Radi, E.: Steady-state propagation of a mode III crack in couple stress elastic materials. *Int. J. Eng. Sci.* **61**, 112–128 (2012)
91. Mühllich, U., Abali, B.E., dell’Isola, F.: Commented translation of Erwin Schrödinger’s paper ‘On the dynamics of elastically coupled point systems’ (Zur Dynamik elastisch gekoppelter Punktsysteme). *Math. Mech. Solids* **26**(1), 133–147 (2021)
92. Murdoch, A.I.: Symmetry considerations for materials of second grade. *J. Elast.* **9**(1), 43–50 (1979)
93. Naumenko, K., Altenbach, H.: *Modelling of Creep for Structural Analysis*. Springer, Berlin (2007)
94. Nunziato, J.W., Cowin, S.C.: A nonlinear theory of elastic materials with voids. *Arch. Ration. Mech. Anal.* **72**(2), 175–201 (1979)
95. Öchsner, A., Mishuris, G.: Modelling of the multiaxial elasto-plastic behaviour of porous metals with internal gas pressure. *Finite Elem. Anal. Des.* **45**(2), 104–112 (2009)
96. Ogden, R.W.: *Non-linear Elastic Deformations*. Ellis Horwood, Chichester (1984)
97. Palmer, A.: *Incompressibility and global injectivity in second-gradient non-linear elasticity*. Ph.D. thesis, Cornell University (2016)
98. Palmer, A.Z., Healey, T.J.: Injectivity and self-contact in second-gradient nonlinear elasticity. *Calc. Var. Partial Differ. Equ.* **56**(4), 114 (2017)
99. Pideri, C., Seppecher, P.: A second gradient material resulting from the homogenization of an heterogeneous linear elastic medium. *Contin. Mech. Thermodyn.* **9**(5), 241–257 (1997)
100. Placidi, L., Barchiesi, E.: Energy approach to brittle fracture in strain-gradient modelling. *Proc. R. Soc. A Math. Phys. Eng. Sci.* **474**(2210), 20170878 (2018)
101. Placidi, L., Barchiesi, E., Misra, A.: A strain gradient variational approach to damage: a comparison with damage gradient models and numerical results. *Math. Mech. Complex Syst.* **6**(2), 77–100 (2018)
102. Placidi, L., Barchiesi, E., Turco, E., Rizzi, N.L.: A review on 2D models for the description of pantographic fabrics. *Z. Angew. Math. Phys.* **67**(5), 121 (2016)
103. Placidi, L., Misra, A., Barchiesi, E.: Simulation results for damage with evolving microstructure and growing strain gradient moduli. *Contin. Mech. Thermodyn.* **31**(4), 1143–1163 (2019)
104. Porubov, A.V.: Strain solitary waves in an elastic rod with microstructure. *Rendiconti del Seminario Matematico Università e Politecnico di Torino. Special issue dedicated to the proceedings of the 4th International Seminar on Geometry, Continua & Microstructures, Torino, 26–28 October 2000* **58**(2), 191–200 (2000)
105. Porubov, A.V., Grekova, E.F.: On nonlinear modeling of an acoustic metamaterial. *Mech. Res. Commun.* **103**, 103464 (2020)
106. Porubov, A.V., Pastrone, F.: Non-linear bell-shaped and kink-shaped strain waves in microstructured solids. *Int. J. Nonlinear Mech.* **39**(8), 1289–1299 (2004)
107. Rahali, Y., Giorgio, I., Ganghoffer, J.F., dell’Isola, F.: Homogenization à la Piola produces second gradient continuum models for linear pantographic lattices. *Int. J. Eng. Sci.* **97**, 148–172 (2015)
108. Reiher, J.C., Bertram, A.: Finite third-order gradient elasticity and thermoelasticity. *J. Elast.* **133**(2), 223–252 (2018)
109. Reiher, J.C., Giorgio, I., Bertram, A.: Finite-element analysis of polyhedra under point and line forces in second-strain gradient elasticity. *J. Eng. Mech.* **143**(2), 04016112 (2017)
110. Rosi, G., Giorgio, I., Eremeyev, V.A.: Propagation of linear compression waves through plane interfacial layers and mass adsorption in second gradient fluids. *ZAMM* **93**(12), 914–927 (2013)
111. Scerrato, D., Giorgio, I., Madeo, A., Limam, A., Darve, F.: A simple non-linear model for internal friction in modified concrete. *Int. J. Eng. Sci.* **80**, 136–152 (2014)
112. Sciarra, G., dell’Isola, F., Coussy, O.: Second gradient poromechanics. *Int. J. Solids Struct.* **44**(20), 6607–6629 (2007)
113. Sedov, L.I.: Mathematical methods for constructing new models of continuous media. *Russ. Math. Surv.* **20**(5), 123–182 (1965)
114. Seppecher, P.: Equilibrium of a Cahn–Hilliard fluid on a wall: influence of the wetting properties of the fluid upon the stability of a thin liquid film. *Eur. J. Mech. Ser. B Fluids* **12**, 69–84 (1993)
115. Seppecher, P.: Moving contact lines in the Cahn–Hilliard theory. *Int. J. Eng. Sci.* **34**(9), 977–992 (1996)
116. Seppecher, P.: Second-gradient theory: application to Cahn–Hilliard fluids. In: Maugin, G.A., Drouot, R., Sidoroff, F. (eds.) *Continuum Thermomechanics*, pp. 379–388. Springer, Berlin (2000)

117. Sharma, B.L., Eremeyev, V.A.: Wave transmission across surface interfaces in lattice structures. *Int. J. Eng. Sci.* **145**, 103173 (2019)
118. Sheidaei, A., Kazempour, M., Hasanabadi, A., Nosouhi, F., Pithioux, M., Baniassadi, M., Rémond, Y., George, D.: Influence of bone microstructure distribution on developed mechanical energy for bone remodeling using a statistical reconstruction method. *Math. Mech. Solids* **24**(10), 3027–3041 (2019)
119. Simmonds, J.G.: *A Brief on Tensor Analysis*, 2nd edn. Springer, New Yourk (1994)
120. Spagnuolo, M., Yildizdag, M.E., Andreas, U., Cazzani, A.M.: Are higher-gradient models also capable of predicting mechanical behavior in the case of wide-knit pantographic structures? *Math. Mech. Solids* (2020). <https://doi.org/10.1177/1081286520937339>
121. Spencer, A.J.M.: Theory of invariants. In: Eringen, A.C. (ed.) *Continuum Physics*, vol. 1, pp. 239–353. Academic Press, New-York (1971)
122. Spencer, A.J.M. (ed.): *Continuum Theory of the Mechanics of Fibre-Reinforced Composites*, CISM Courses and Lectures, vol. 282. Springer, Wien (1984)
123. Sulem, J., Vardoulakis, I.G.: *Bifurcation Analysis in Geomechanics*. CRC Press, Boca Raton (1995)
124. Timofeev, D., Barchiesi, E., Misra, A., Placidi, L.: Hemivariational continuum approach for granular solids with damage-induced anisotropy evolution. *Math. Mech. Solids* (2020). <https://doi.org/10.1177/1081286520968149>
125. Timoshenko, S.: *History of Strength of Materials: With a Brief Account of the History of Theory of Elasticity and Theory of Structures*. McGraw-Hill, New York (1953)
126. Todhunter, I.: *History of the Theory of Elasticity and of the Strength of Materials, from Galilei to the Present Time*. Vol. I. Galilei to Saint-Venant. Cambridge University Press, Cambridge (1886)
127. Todhunter, I.: *History of the Theory of Elasticity and of the Strength of Materials, from Galilei to the Present Time*. Vol. II. Saint-Venant to Lord Kelvin, vol. II. Cambridge University Press, Cambridge (1893)
128. Toupin, R.A.: Elastic materials with couple-stresses. *Arch. Ration. Mech. Anal.* **11**(1), 385–414 (1962)
129. Toupin, R.A.: Theories of elasticity with couple-stress. *Arch. Ration. Mech. Anal.* **17**(2), 85–112 (1964)
130. Truesdell, C., Noll, W.: *The Non-linear Field Theories of Mechanics*, 3rd edn. Springer, Berlin (2004)
131. Vitucci, G., Mishuris, G.: Three-dimensional contact of transversely isotropic transversely homogeneous cartilage layers: a closed-form solution. *Eur. J. Mech. A Solids* **65**, 195–204 (2017)
132. Wang, B., Gu, Y., Zhang, S., Chen, L.Q.: Flexoelectricity in solids: progress, challenges, and perspectives. *Progr. Mater. Sci.* **106**, 100570 (2019)
133. Wilson, E.B.: *Vector Analysis. Founded upon the Lectures of G. W. Gibbs*. Yale University Press, New Haven (1901)
134. Yang, F.A.C.M., Chong, A.C.M., Lam, D.C.C., Tong, P.: Couple stress based strain gradient theory for elasticity. *Int. J. Solids Struct.* **39**(10), 2731–2743 (2002)
135. Yang, H., Abali, B.E., Timofeev, D., Müller, W.H.: Determination of metamaterial parameters by means of a homogenization approach based on asymptotic analysis. *Contin. Mech. Thermodyn.* **32**, 1251–1270 (2020)
136. Yudin, P.V., Tagantsev, A.K.: Fundamentals of flexoelectricity in solids. *Nanotechnology* **24**(43), 432001 (2013)
137. Zheng, Q.S.: Theory of representations for tensor functions—a unified invariant approach to constitutive equations. *Appl. Mech. Rev.* **47**(11), 545–587 (1994)
138. Zhou, S., Li, A., Wang, B.: A reformulation of constitutive relations in the strain gradient elasticity theory for isotropic materials. *Int. J. Solids Struct.* **80**, 28–37 (2016)

Publisher’s Note Springer Nature remains neutral with regard to jurisdictional claims in published maps and institutional affiliations.